



Joint ECA-ITU-UNCTAD Regional Workshop on Information  
Society Measurements in Africa  
7-9 March 2007, Addis Ababa, Ethiopia  
UN Conference Center (UNCC)

---

## ITU work on ICT measurement Data collection overview

---

Vanessa Gray  
Market, Economics and Finance Unit  
Telecommunication Development Bureau, ITU

# ITU Mandate

- As a United Nations agency, ITU has an obligation to produce statistics covering its sector. This is in line with other specialized agencies that publish statistics covering their respective field of operations. This forms part of the global statistical system of the UN.
- Over 30 years of data collection and dissemination: country-, regional- and international data and reports
- **World Telecommunication Indicators (WTI) Database**



# WTI data/sources

## HOW?

- Annual telecommunication Indicators questionnaire addressed to government agencies responsible for ICT/telecom (regulators or ministries) or operators
  - Short questionnaire (April)
  - Long questionnaire (Sept)
- Online research
- Annual reports

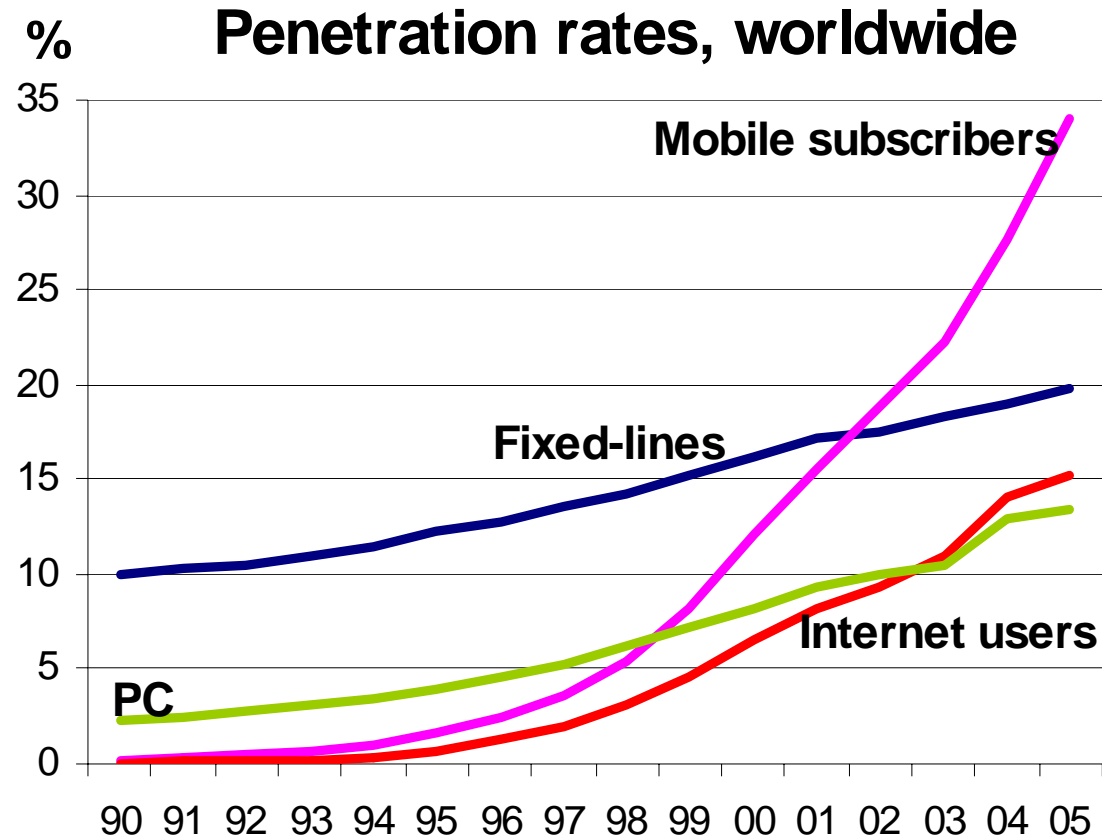
## WHAT?

- Covers around 100 indicators since 1960
- Fixed telephone network
- Mobile network
- Text / Data network (internet)
- Traffic
- Tariffs (fixed, mobile, internet)
- Staff
- Quality of Service
- Revenue & Investment
- Community Access
- Broadcasting

**ITU data cover more than 200 economies; data provided annually**



# Despite rapid growth in ICTs...

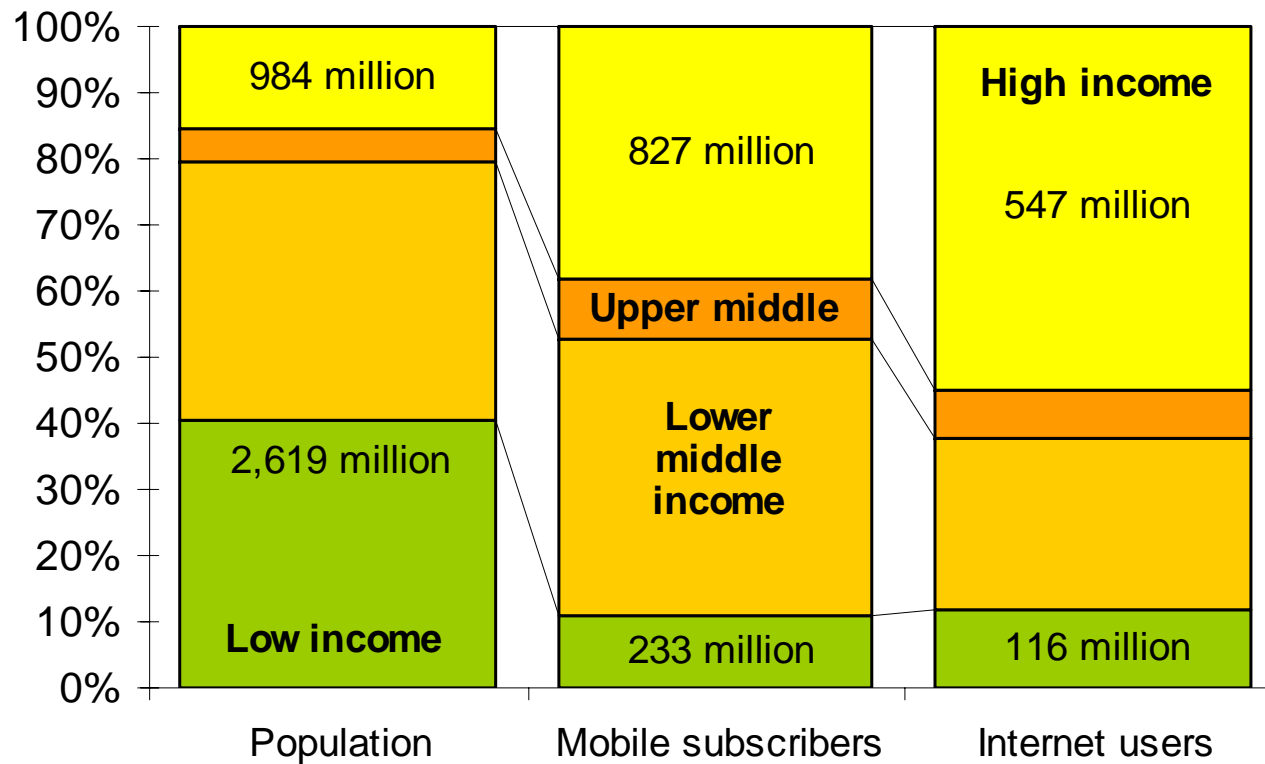


Source: World Telecommunication Indicators Database



# ...unequal distribution of ICTs



**Distribution of ICT by income level, 2005**



Source: World Telecommunication Indicators Database



# Data dissemination



- Yearbook of Statistics (annually, since 1974)
- World Telecommunication/ICT Indicators (WTI) database (available online, updated every 3 months)
- World Telecommunication/ICT Development Report (WTDR) (last published in March 2006)
- Regional Telecommunication Indicators reports (Africa, Asia-Pacific, Americas)
- ICT Eye – key statistics online and for free  
[\(http://www.itu.int/ITU-D/ict/statistics/\)](http://www.itu.int/ITU-D/ict/statistics/)
- Requests through email, telephone, fax





# ITU's WTI data are used extensively



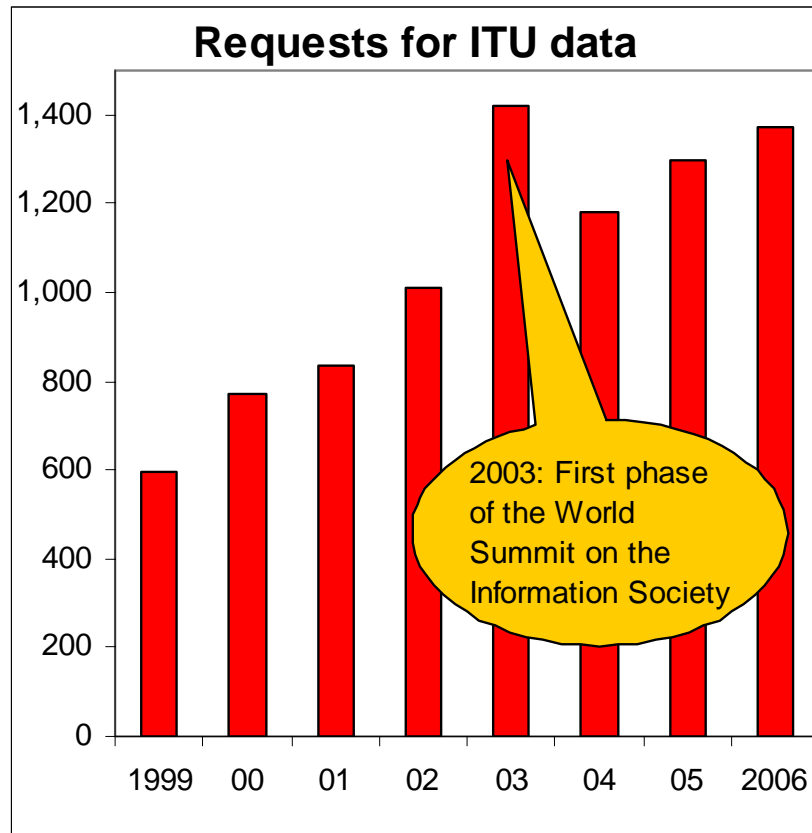
- By ITU member states
- By the UN System (MDG, World Bank)
- By the press, public & researchers



- By the private sector
- By ITU itself (analysis, benchmarking)



# Demand for ITU statistics



Source: ITU 2007 ICT Opportunity Index

- Refers to requests received by email, only
- Request are mainly made by analysts, students and the press
- By 2005: 6 requests per (working) day, on average
- Number of requests is high despite availability of important statistics on our website
- Trend: number of requests are increasing
- WSIS raised awareness and increased demand for statistics



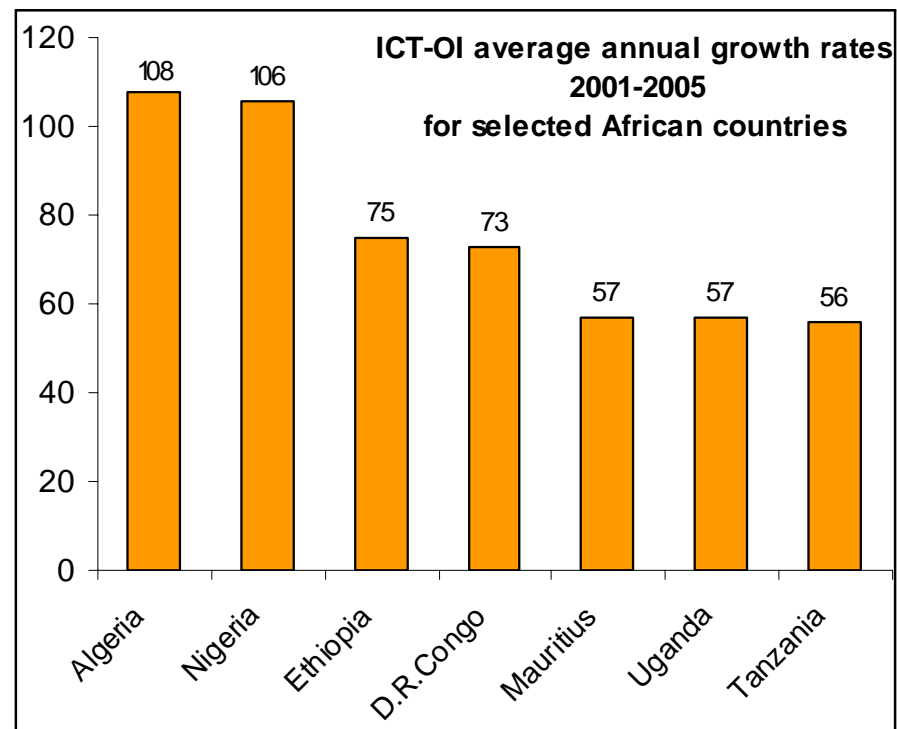
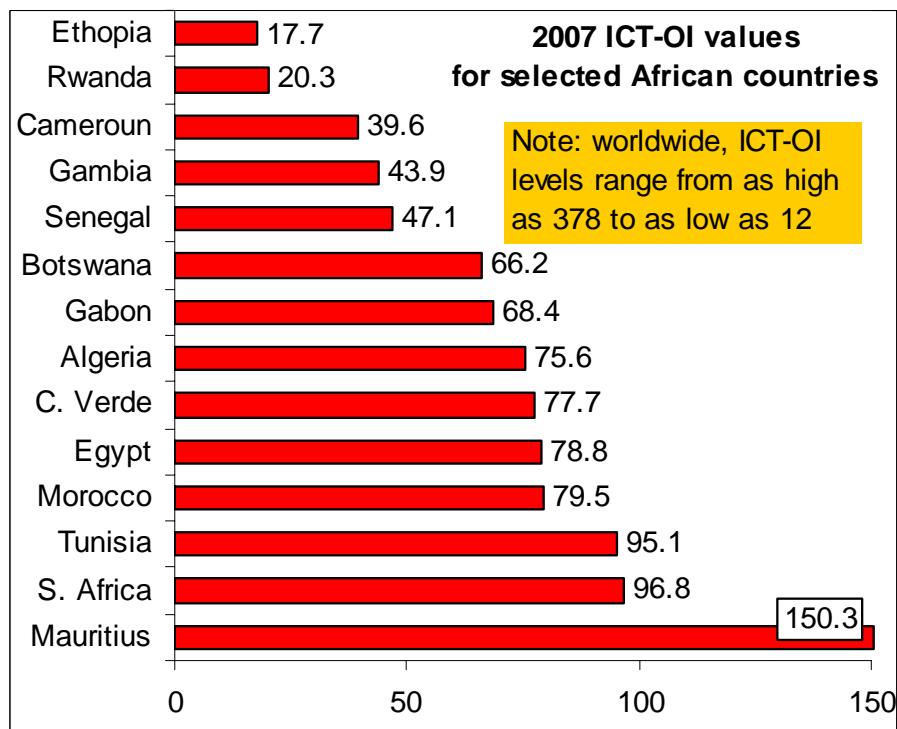


# ITU's ICT Opportunity Index

- Latest update in February 2007
- 183 countries, five years (2001-2005), 10 indicators:
  - Networks: fixed telephone lines, mobile subscribers, international internet bandwidth
  - Skills: adult literacy, gross school enrolment rates (UNESCO)
  - Uptake: internet users, households with a TV, PCs,
  - Intensity: broadband internet subscribers, international outgoing telephone traffic
- The benchmarking exercise provides cross-country comparisons
- Helps track the digital divide
- Highlights relative movements and progress of countries, over time and in terms of the different ICT areas
- Provides an analytical tool for national/regional/international analysis and case studies



# ICT Opportunity Index results



Source: ITU 2007 ICT Opportunity Index



# Administrative data: use & limits

## CAN

- Market trends, service analysis and market opportunities
- International benchmarking: ICT Opportunity Index
- Identify and measure the digital divide
- Inform policy makers

## CANNOT

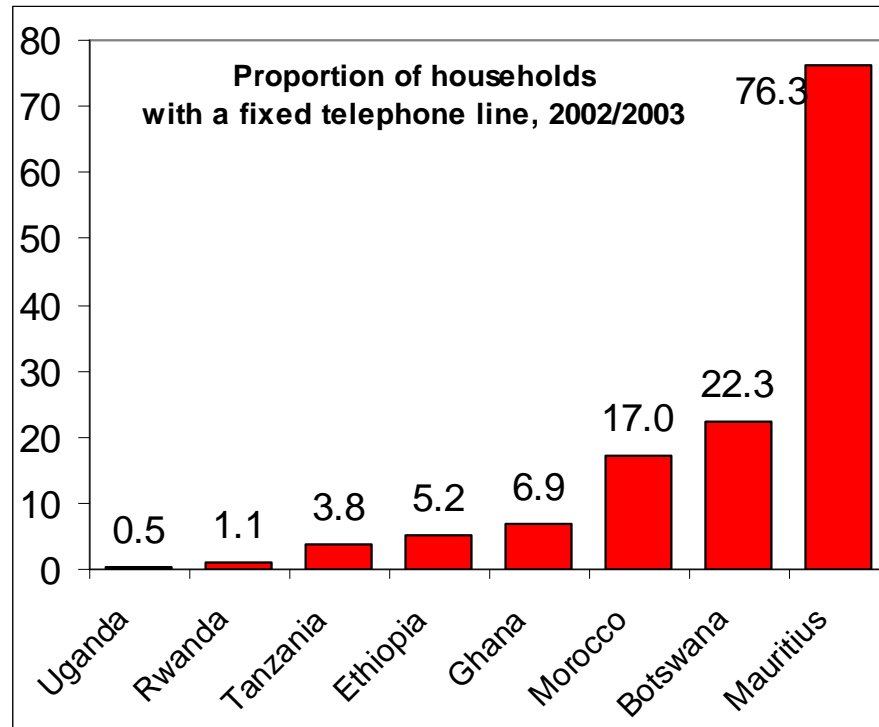
- Administrative data are limited mainly to 'access'
- Who is actually using ICTs, where, why (not): = limits to the understanding of the digital divide
- Limits in terms of policy making
- Measure impact of ICTs



# Household/individual survey data

- Expanding from administrative data to survey data and from contacts with Ministries/regulators to NSOs
- Part of the Partnership on Measuring ICT for Development project
- Annual ICT Household and individual questionnaire addressed to national statistical agencies
  - To collect statistics on access to and use of ICTs by household and individuals
  - Collection started in 2005
- Last collection February 2007 (results by June 2007)
- Limited availability – not many countries collect data using official survey

# Household access to ICTs in Africa



Source: ITU World Telecommunication Indicators database  
Note: Ethiopia and Botswana data refer to 2004, Morocco data refer to 2005

- Limited availability for data on households with radio/TV
- A few selected countries collect data on fixed lines/mobile phones in households
- Internet access data and other household data nearly absent in Africa



# ITU's role in the Partnership

- Core list of indicators
  - Basic ICT infrastructure and access indicators (already widely available)
  - ICT household and individual indicators (limited availability)
- Partnership Taskgroup
  - Capacity building (regional, national)
  - Storage and Dissemination (International database)
- **Steering Committee**
  - UNCTAD, UNECLAC, ITU

**Thank you**

**<http://itu.int/ict>**

**gray[at]itu.int**

