

Statistical Overview of the Telecommunications Sector in Sri Lanka

A S W Bandusiri
Statistical Officer
TRCSL

Tel: +94 11 2675988 Fax: +94 11 2689341

**E-mail: bandusiri@yahoo.com,
bandusiri@hotmail.com**

Web : <http://www.trc.gov.lk>

Our Vision

TO BE AT THE FOREFRONT OF TELECOMMUNICATIONS REGULATION

Our Mission

To Create The Optimum Conditions for the Telecommunications Industry in Sri Lanka by serving the public interest in terms of quality, choice and value for money; The service providers with equitable access to spectrum and other common resources; and the nation in its drive for socio- Economic advancement through a skilled and ethical workforce.

Sri Lanka Country Profile

- **The Democratic Socialist Republic of Sri Lanka is an Island in the Indian Ocean, off the southern tip of the peninsula of India.**
- **Capital – Colombo**
- **Area – 65,610 sq km**
- **Population :-19.252 Million**
- **GDP – 1760 Billion**
- **GDP per Capital – US\$ 870**
- **Currency –Sri Lankan Rupees (1 US\$ =>98 LKR)**
- **Land Area:- 65,610 sq km**
- **Agriculture based**
- **78% out side the urban area**
- **91% literacy**
- **Infant Mortality rate 11.0 per 1'000 live births**
- **Population growth 1.3%**

Overview of Telecommunications Regulations

- **The Telecommunications Regulatory Commission of Sri Lanka (TRCSL) is a statutory body established under the Sri Lanka Telecommunications Act, No. 25 of 1991, as amended by the Sri Lanka Telecommunications (amendment) Act, No.27 of 1996.**
- **TRCSL is carrying out its role as a regulator in the field of Telecommunications.**

TRCSL Presently functions under the Ministry of Posts, Telecommunications and Up Country Development for the purpose of regulating the telecommunications sector.

*** One of the functions of TRC is to create a level playing environment for all the telecommunication service providers and to enhance and ensure the accessibility of telecommunication facilities to all the citizens in the country.**

Ministry of Posts, Telecommunications and Up Country Development



Telecommunications Regulatory Commission of Sri Lanka



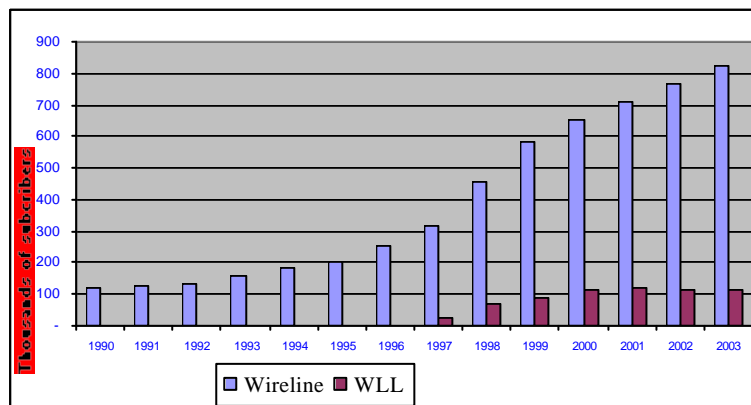
Licensed Operators:

- **Fixed (Wireline,Wireless) => 3**
- **Cellular Mobile => 4**
- **Data Operators (Facility based) => 6**
- **Data Operators (Non facility based ISPs') => 23**
- **Infrastructure facility Provider => 1**
- **Trunk Mobile Radio Operator => 2**
- **External Gateway Operators => 32**
- **Payphone => 2 Paging => 4**

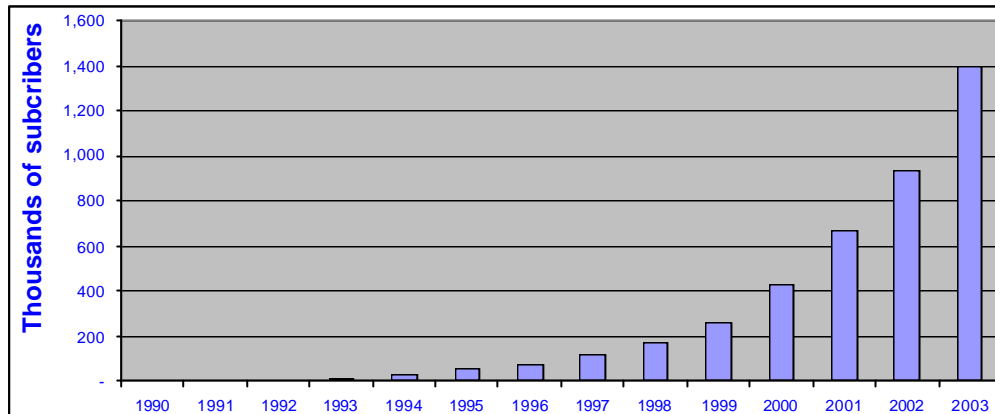
& Frequency Users.

The Telecommunications market in Sri Lanka has become relatively competitive, especially in the areas of cellular mobile services, Wireless, Wire line fixed access services and Data Communication Services.

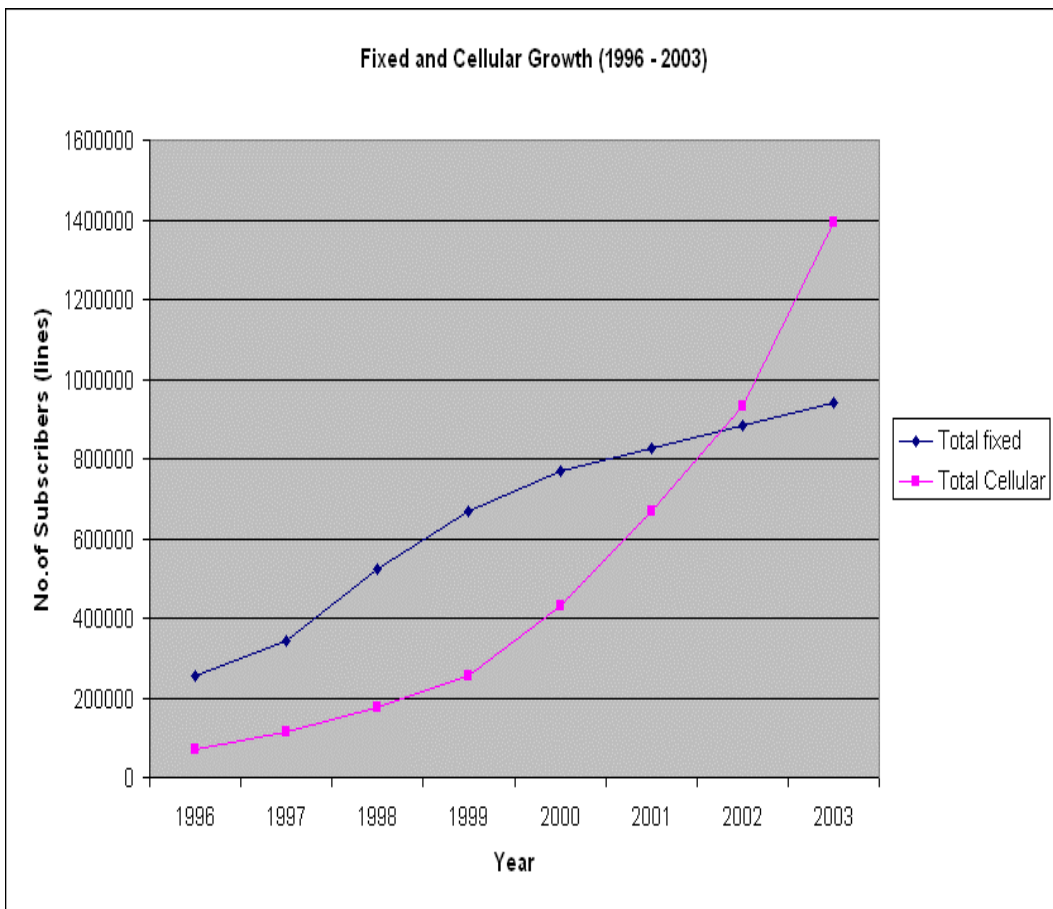
Fixed telephone subscriber growth



Mobile subscriber growth



- While mobile has contributed to the bulk of Sri Lanka's telecommunications progress over the last 4 years, Fixed lines also increased considerably. End of 2002, the number of mobile subscribers surpassed that of fixed subscribers. Today there are over 2 million Cellular Mobile subscribers.





- **Data Collection**

- * Collection of Internal Data

To prepare progress reports and action plans for the organization data is collected from all internal divisions

- * Prepare formats for questionnaires
- * Send the questionnaire
- * Reminders ?
- * Collect, enter & analyse data
- * Prepare Reports.

- **Collection of External Data**

- Preparation of a questionnaire for the collection of data

- Analyse the data received & prepare aggregated values

- * Calculate estimated values for each sector

- * When data is not sent by an operator check with previous values sent by operator and to estimate a value.

- * review the formats every year

- * Analysis of Data – Graphs, bar charts, etc..

- Prepare & Send reports

- Update Web-site

Operator details

Operator type	2004
Fixed Access Telephone	3
Cellular Mobile phones	4
Data Communications	6
Data Communications (non-facility based) & ISP's	23
Radio Paging	4
Trunk Mobile Radio	2
Leased Circuit Providers	1
Licensed Payphone Service	2
External Gateway Operator	32
Sub Total	77

Indicators

- Teledensity (Fixed) - 5.0 (As at September 2004)
- Mobidity - 10.2 (As at September 2004)
- Internet Lines 0.46 per 100 inhabitants
- Revenue per Fixed Line per month US \$ 22 (Average)
- Number of Fixed Phones per Employee 77
- Number of Fixed Phones per Mobile Phone 2.1

Digital Access Index (DAI) - 2002 (ITU)
South Asia

Country	DAI - 2002
Maldives	0.43
Sri Lanka	0.38
India	0.32
Pakistan	0.24
Nepal	0.19
Bangladesh	0.18
Bhutan	0.13

TELEPHONE NETWORK

ID	Item	2001	2002	2003
I112	Main telephone lines in operation	827'195	883'108	939013
I117	Total capacity of local public switching exchanges	1'221'774	1'264'046	1'288'929
I1142	Percent of main lines connected to digital exchanges	100	100	100
I116	Percent of main lines which are residential	76	76	78
I1162	% of main lines in urban areas	55	55	45
I1112	Public Payphones	7281	6681	6440
I1163	Number of localities with telephone service			
I1191	International telephone circuits	3839	5858	6714

MOBILE SERVICES

ID	Item	2001	2002	2003
I271	Cellular mobile telephone subscribers	667'662	931'580	1'393'403
I271p	- Cellular mobile subscribers – prepaid card	316'764	584'685	991'550
I2712	- Digital cellular mobile subscribers	501'714	755'242	1'078'829
I271m	- Number of mobile telephone Internet subscribers		775	757
I271h	- Number of high – speed mobile subscribers(eg. GPRS,			
I271land	Coverage of territory (%)		31%*	33%*
I271pop	Coverage of population (%)		20%*	22%*
I133wm	Total outgoing mobile minutes		152875*	154937*
I133sms	Number of mobile Short Message Service (SMS) sent			29166409
I151p	Cellular tariffs – Pre-paid connection charge		1000	1000
I153p	Cellular tariffs – Pre-paid per min. local call (peak)		11	11
I153po	Cellular tariffs – Pre-paid per min. local call (off-peak)		7	7
I153psms	Cellular tariffs – Pre-paid SMS	2.5	2.5	2

TEXT / DATA NETWORK

ID	Item	2001	2002	2003
I311	Telex subscriber lines			
I412	Private leased circuits	5582	6482	4445
I413	Total subscribers to public data networks	6801	8771	
I4213	Internet subscribers	61'532	70'080	83'150
I4213d	- Dial-up Internet subscribers	30314	52455	46'907
I4213cab	- Cable modem Internet subscribers	271	471	395
I4213dsl	- DSL Internet subscribers		49'2929	
I4213ob	- Other broadband Internet subscribers	56	72	93
I4212	Internet users	150'000	200'000	250'000
I4212f	- % female Internet users			
I4212f%f	- Female Internet users as % of female population			
I423	Public Internet access facilities		1	
I424	PWLAN locations	6	24	32
I4214	International Internet Bandwidth (Mbps)	25	92.5	92.5
I4214og	- International outgoing Internet Bandwidth (Mbps)	9.334	37.834	95.834
I4214ic	- International incoming Internet Bandwidth (Mbps)	15.666	72.666	101.666
I28	Total number of ISDN subscribers	1'374	1'448	1'540
I281	- Number of basic access ISDN subscribers	1'336	1'410	1502
I282	- Number of primary access ISDN subscribers	38	38	38
I28c	ISDN B channel equivalents	3'812	3956	4144

QUALITY OF SERVICE

ID	Item	2001	2002	2003
I123	Waiting list for main lines	258707	311766	393069
I143	Number of faults per 100 main lines per year	3.50%	7.30%	6.83*
I141	% of telephone faults cleared by next working day	94%	88%	88.83*

STAFF

ID	Item	2001	2002	2003
I51	Full-time telecommunication staff	11'446	10'940	10'188
I51f	- of which: female	2'289	2021	2085*
I51m	- of which: male	9'157	6238	6066*
I51w	- Mobile communications staff	1'124	1'063	1699

DEMOGRAPHY, ECONOMY

ID	Item	2001	2002	2003
I61	Population	18'732'255	19'007'000	19'253'000
I6111	- Urban population (in per cent)	30		
I612	- Population of largest city	650'000		
I62	Households	4'687'000	4'741'000	
I63	Gross domestic product (GDP) – at current market prices (Rs. Billion)	1'407	1'583	1'760
I64	Gross Fixed Capital Formation (GFCF)			
I652	Average annual exchange rate per US\$	89.36	95.66	96.52
I66_95	Consumer price index (1995 to 1997 = 100)	140.1	154.4	158.4

Statistical Overview of the Telecommunication Sector as at end of 3rd Quarter 2004

Number of System Licenses	77
Total number of Fixed phones	974,261
Teledensity (Fixed Phones per 100 inhabitants)	5.0
Teledensity (Fixed) in Colombo District – 2003	20.02
Total Switching Capacity of Fixed Operators-2004Jun	1,209,795
Waiting list (fixed)	391,851
Number of Cellular Mobile Subscribers	2,008,355
Mobidensity	10.3
Total Telephone Subscribers (Fixed & Cellular)	2,974,261
Total Teledensity (Fixed & Cellular)	15.3
Internet & Email Subscribers	87,500*
Number of Public Pay Phone Booths	5,938
Number of Paging Subscribers	1,700*
Trunk Mobile Radio Subscribers –2003	144

* - Provisional

Monthly Performance Report - Fixed Telephony

Description		December 2004
Number of Subscribers connected during the month (New Connections)		
Subscribers disconnected during the month	Temporary	
	Permanent	
	Total	
Subscribers reconnected during the month		
Number of Telephone Subscribers - Active - Cumulative	Residential	
	Business	
	Other (Official, Etc..)	
	Total	
Number of Internet & E-mail Subscribers-Active (Cumulative)	Internet Only	
	E-mail Only	
	Internet & E-mail	
	Total	
Number of Payphone Booths (Cumulative)	No. of Booths Connected (during the Month)	
	No. of Booths Disconnected(during the Month)	
	Total No. of Booths	
Total call units used in the month (Units in minutes)	Incoming Domestic	
	Incoming International	
	Incoming Total	
	Outgoing in the same network (Local)	
	Outgoing in the same network (National)	
	Outgoing to the other fixed networks (WLL)	
	Outgoing to the Mobile networks	
	Total Domestic Outgoing	
	Total International Outgoing	
Revenue for the month (Rs. Million)	Rental	
	Installation	
	Call charges (Domestic revenue)	
	Call charges (International revenue)	
	Miscellaneous	
	Total	

Monthly Performance Report - Mobile Telephony

Description		2004 December
Number of Subscribers connected during the month (New Connections)		
Subscribers disconnected during the month	Temporary	
	Permanent	
	Total	
Subscribers reconnected during the month		
Number of Subscribers - Active - Cumulative	Post Paid	
	Pre paid	
	Total	
Total Switching Capacity - BHCA		
Total call units used in the month (Units in minutes)	Incoming Domestic	
	Incoming International	
	Incoming Total	
	Outgoing in the same network	
	Outgoing to the other mobile network	
	Outgoing to the wireline network(SLT)	
	Outgoing to the other fixed network(WLL)	
	Total Domestic Outgoing	
	Total International Outgoing	
	Total Outgoing (Domestic + International)	
	Revenue for the month (Rs. Million)	Rental
Installation		
Call charges		
Miscellaneous		
Total		

Network Type	No. of Subscribers as at end Dec 2004		Total
	Prepaid	Post Paid	
ETACS			
GSM			
AMPS			
D-AMPS			
TDMA			

Monthly Performance Report - DATA & ISP

Description		Month of
Number of Subscribers connected during the month (New Connections)		
Subscribers reconnected during the month	Temporary	
	Permanent	
	Total	
Number of Subscribers - Active - Cumulative	Internet Only	
	E-mail Only	
	Internet & E-mail	
	Total	
Dial-up Internet Subscribers		
Cable modem Internet subscribers		
DSL Internet Subscribers		
Other broadband Internet Subscribers		
Total Internet Subscribers		
Total number of ISDN subscribers		
- Number of basic access ISDN subscribers		
- Number of primary access ISDN subscribers		
ISDN B channel equivalents		
Total call units used in the month (Units in minutes)	Incoming	
	Outgoing	
Revenue for the month (Rs. Million)	Rental	
	Installation	
	Usage charges	
	Miscellaneous	
	Total	

Data Circuits Type	No. of Subscribers as at end
19.2	
32 K	
64 K	
128 K	
256 K	
512 K	
1 MB	
2 MB	
More than 2MB	

Monthly Performance Report - Mobile Telephony

Description		2004 December
Number of Subscribers connected during the month (New Connections)		
Subscribers disconnected during the month	Temporary	
	Permanent	
	Total	
Subscribers reconnected during the month		
Number of Subscribers - Active - Cumulative	Post Paid	
	Pre paid	
	Total	
Total Switching Capacity - BHCA		
Total call units used in the month (Units in minutes)	Incoming Domestic	
	Incoming International	
	Incoming Total	
	Outgoing in the same network	
	Outgoing to the other mobile network	
	Outgoing to the wireline network(SLT)	
	Outgoing to the other fixed network(WLL)	
	Total Domestic Outgoing	
	Total International Outgoing	
	Total Outgoing (Domestic + International)	

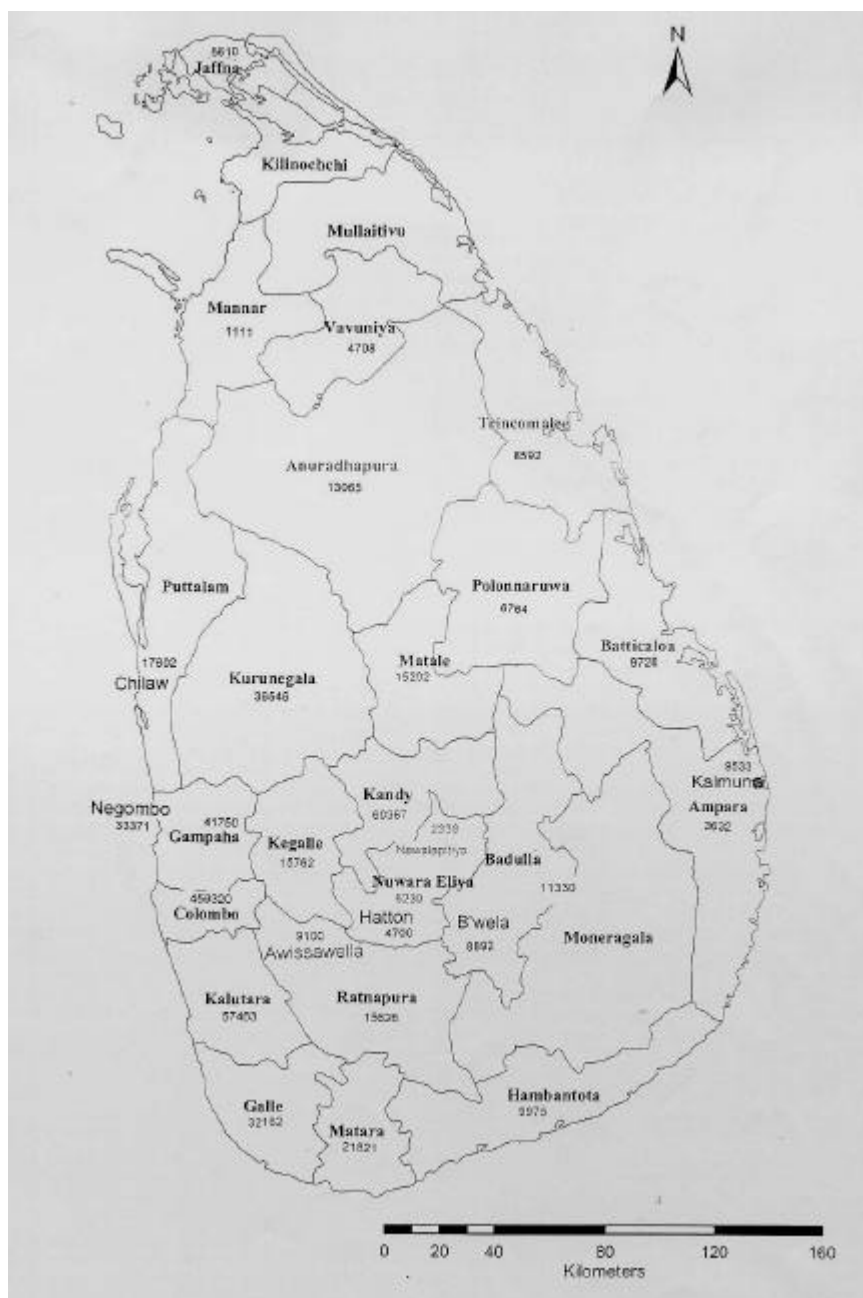
PROVINCIAL DISTRIBUTION OF FIXED

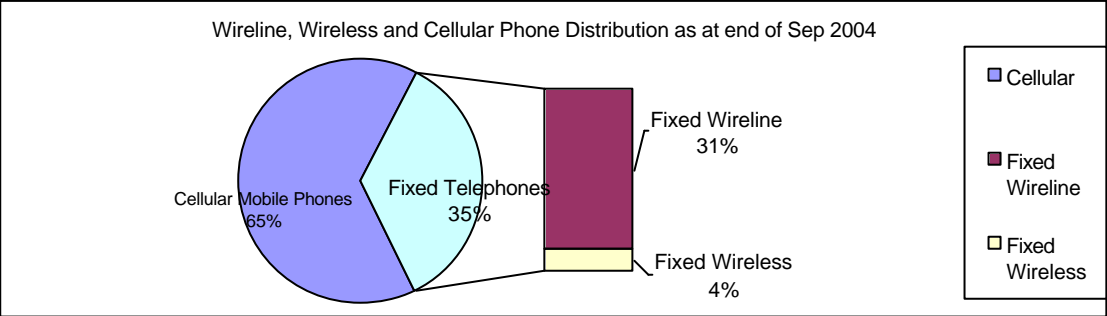
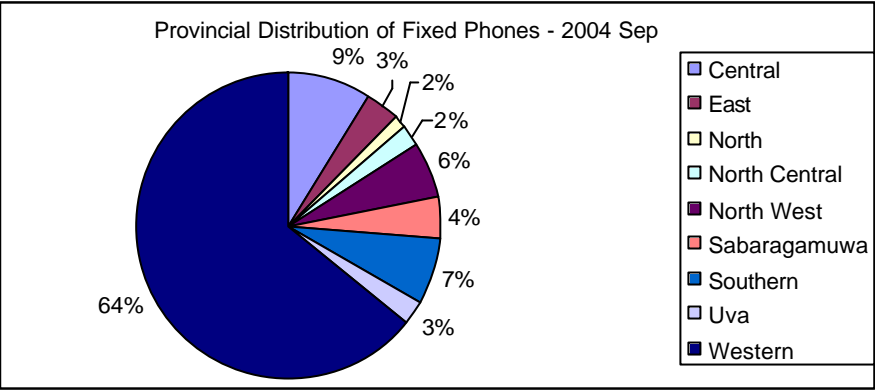
Province	Regional	Cumulative
		2003
		December
Western	Colombo	387290
	Negombo	27875
	Gampaha	40621
	Kalutara	53803
	Sub Total	509589
Southern	Galle	27234
	Matara	21577
	Hambantota	10145
	Sub Total	58956
Central	Kandy	55683
	Gampola,Nawalapitiya	2300
	Matale	14898
	N'Eliya	6468
	Sub Total	79349
Sabaragamuwa	Awissawella	9012
	Kegalle	15710
	Ratnapura	15736
	Sub Total	40458
Uva	Badulla	11556
	B'wela	9155
	Hatton	4717
	Sub Total	25428
North Central	Anuradhapura	12334
	Polonnaruwa	6770
	Sub Total	19104
North West	Kurunegala	35045
	Chilaw	17594
	Sub Total	52639
East	Ampara	3655
	Batticaloa	10139
	Kalmunai	9795
	Trincomalee	8756
	Sub Total	32345
North	Vavuniya	4360
	Jaffna	6894
	Mannar	1075
	Sub Total	12329
	Total	830197

Fixed Access Subscriber base as at Sep 2004

Province	Cumulative
Central	187,506
East	33,329
North	15,576
North Central	21,596
North West	56,559
Sabaragamuwa	42,171
Southern	67,005
Uva	26,487
Western	624,032

Fixed Access Subscriber base as at Sep 2003





Category of Service	Operator	Subscriber Base								2004 September
		1996	1997	1998	1999	2000	2001	2002	2003	
Fixed Access Telephone	Wireline (SLTL)	254,522	315,241	455,598	580,199	653,144	708,200	768,620	822,992	847,731
	WLL (Suntel+LankaBell)	527	26,381	67,931	88,914	114,267	118,995	114,488	116,021	126,530
	Total (Fixed)	255,049	341,622	523,529	669,113	767,411	827,195	883,108	939,013	974,261
Cellular	(Celltel, Mobitel, Hutchison, Dialog)	71,079	114,888	174,202	256,655	430,202	667,662	931,580	1,393,403	2,008,355
Total telephone (Fixed+Cellular)		326,128	456,510	697,731	925,768	1,197,613	1,494,857	1,814,688	2,332,416	2,982,616
Data Communications	Internet & Email	2,504	10,195	18,984	25,535	40,497	62,159	75,000*	85,500*	87,500*
Public Payphone Booths		3,002	3,682	4,761	5,799	8,222	6,801	6,681	6,440	5,938
Radio Paging		10,721	10,829	10,511	10,300	7,009	6,178	3,541	2,851	1,700*
Trunk Mobile Radio							504	579	144*	144*

Thank you
END