

جنيف، 16 فبراير 2022

الرسالة المعممة BDT/DNS/FNS/116

المرجع:

إلى: إدارات الدول الأعضاء في الاتحاد

الموضوع: قاعدة البيانات بشأن الانتقال إلى الإذاعة التلفزيونية الرقمية للأرض

حضرات السادة والسيدات،

تحية طيبة وبعد،

أود الإشارة إلى الرسالة المعممة BDT/IEE/TND/16 المؤرخة 12 فبراير 2019 بشأن قاعدة البيانات الخاصة بالانتقال إلى الإذاعة التلفزيونية الرقمية للأرض (<http://www.itu.int/en/ITU-D/Spectrum-Broadcasting/Pages/DSO/Default.aspx>)، التي تضمنت دعوة الإدارات إلى القيام بالتحديثات اللازمة لضمان أن تتضمن البوابة تفاصيل حالتها وبياناتها الفعلية بشكل صحيح.

وبعد الموعد النهائي الذي حدده المؤتمر الإقليمي للاتصالات الراديوية (GE-06)، يقوم الاتحاد الدولي للاتصالات (ITU) بتحديث قاعدة البيانات الخاصة بالانتقال إلى الإذاعة التلفزيونية الرقمية للأرض، من أجل تمكين جميع الإدارات من الاطلاع على الحالة الراهنة والاستفادة من أحدث المعلومات. ولهذا السبب، يُطلب إلى الإدارات تقديم المعلومات الخاصة بها وتحديثها (بما في ذلك اسم جهة الاتصال) باستخدام البوابة الإلكترونية، المتاحة في: <https://www.itu.int/net4/ITU-D/CDS/gq/META/DSO/index.asp>.

وفي حالة حدوث أي مشكلة تقنية بشأن الانتقال أو مواجهة أي صعوبة عند إجراء التحديثات أو إدخال المعلومات (مثلًا: الوثائق، الاجتماعات) أو الملاحظات، يُرجى من الإدارات أن تبلغ هذه التحديثات إلى السيد وليد المثلوثي (Walid Mathlouthi)، رئيس شعبة شبكات المستقبل وإدارة الطيف، و/أو السيد ديزيري كريبوييتي (Désiré Karyabwite)، منسق أول بشأن بروتوكول الإنترنت، عنوان البريد الإلكتروني: fns@itu.int.

ولتسهيل هذه العملية، تجدون طيه دليل المستعمل بشأن البوابة الإلكترونية.

أشركم جزيل الشكر على تعاونكم.

وتفضلوا بقبول فائق التقدير والاحترام.

[الأصل عليه توقيع]

دورين بوغدان-مارتن
المديرة

المرفق: دليل المستعمل

How to access to the information of your country:



Go the ASO website

<http://www.itu.int/net4/ITU-D/CDS/gg/META/DSO/index.asp>



The first time, you need to **Request a Password:**

1. Select your country
2. Type your E-mail
3. Type your First Name
4. Type your Last Name
5. Click on «Submit» button
6. Check your mailbox, you will receive shortly an email from bdtwebsupport@itu.int with your password



Once you received your password:

1. Select your country
2. Type the password
3. Click on «Submit» button

The screenshot shows the ITU website header with the logo and the slogan "Committed to connecting the world". Below the header, the page title is "Analog to Digital Switch Over Project". There is a "Country:" dropdown menu with the text "Please select a country". Below this, there are two columns of text. The left column is titled "YOU HAVE A PASSWORD?" and contains the text "You received an email from us with your password, you can login and fill all or parts of the questionnaire:". Below this text is a "Password:" label followed by a text input field. The right column is titled "REQUEST A PASSWORD" and contains the text "You need a password to fill the questionnaire, if you don't have yet one, please enter your personal information and email, you will receive an email with the password.". Below this text are three text input fields labeled "E-mail:", "First Name:", and "Last Name:". At the bottom of the form is a "Submit" button.



Telecommunication
Development Bureau (BDT)

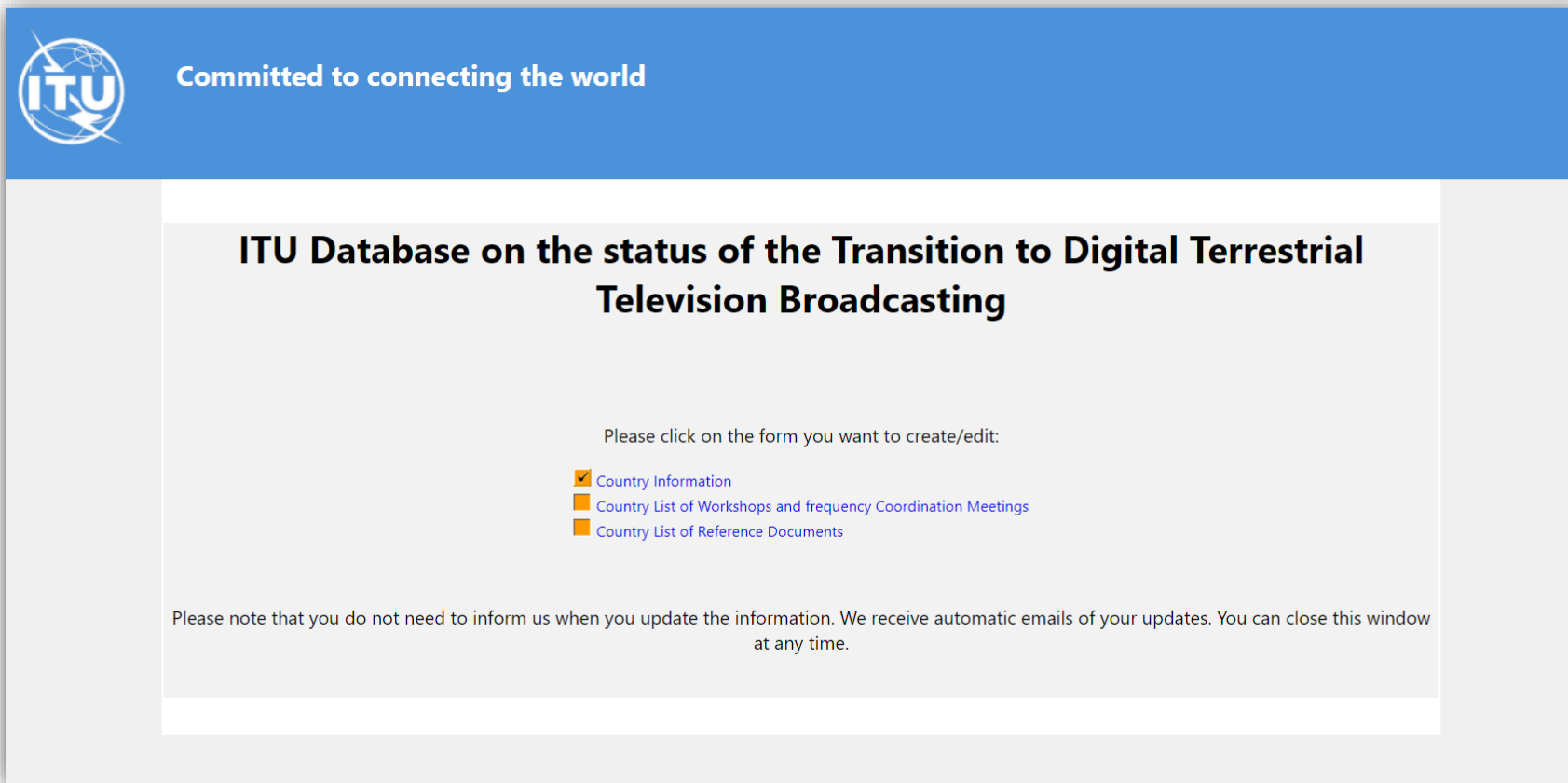
Administration Portal

After the login, the Administration Portal opens.

You can see the three different information sections available for you country

You can click on them, it will open them and you will be able to edit their information.

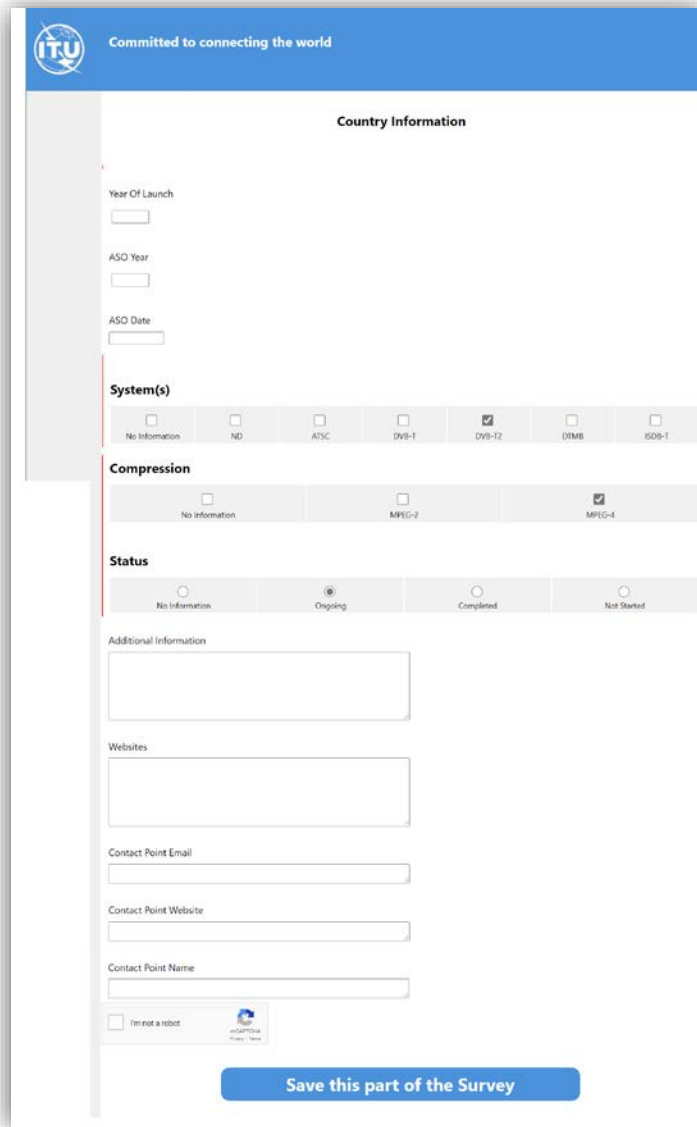
You can close this page whenever you want, there is no need to save anything in this Administration Portal.



The screenshot shows the ITU Administration Portal interface. At the top, there is a blue header with the ITU logo on the left and the text "Committed to connecting the world" on the right. Below the header, the main content area has a light gray background. The title "ITU Database on the status of the Transition to Digital Terrestrial Television Broadcasting" is centered in bold black text. Below the title, there is a line of text: "Please click on the form you want to create/edit:". Underneath this, there are three items listed, each with a small square icon to its left: a checked orange square for "Country Information", an unchecked orange square for "Country List of Workshops and frequency Coordination Meetings", and an unchecked orange square for "Country List of Reference Documents". At the bottom of the main content area, there is a note: "Please note that you do not need to inform us when you update the information. We receive automatic emails of your updates. You can close this window at any time."



1. The Country Information



The screenshot shows the ITU 'Country Information' form. At the top left is the ITU logo and the slogan 'Committed to connecting the world'. The form title is 'Country Information'. It contains several input fields: 'Year Of Launch', 'ASO Year', and 'ASO Date'. Below these are three sections of radio buttons: 'System(s)' with options 'No Information', 'ND', 'ATSC', 'DVB-T', 'DVB-T2' (checked), 'DTMB', and 'ISDB-T'; 'Compression' with options 'No Information', 'MPEG-2', and 'MPEG-4' (checked); and 'Status' with options 'No Information', 'Ongoing' (selected), 'Completed', and 'Not Started'. There are also text input fields for 'Additional Information', 'Websites', 'Contact Point Email', 'Contact Point Website', and 'Contact Point Name'. At the bottom left is a checkbox for 'I'm not a robot' with a CAPTCHA icon. A blue button at the bottom center reads 'Save this part of the Survey'.

Once you have filled the information, you need to save it. Click on the button «Save this part of the Survey»

The page will be closed and you should go back to the Administration Portal.

You can come back to this page and save it as many times as you want.


Everytime you save this page, an automatic email is sent to the ITU administrator to inform him of a change.

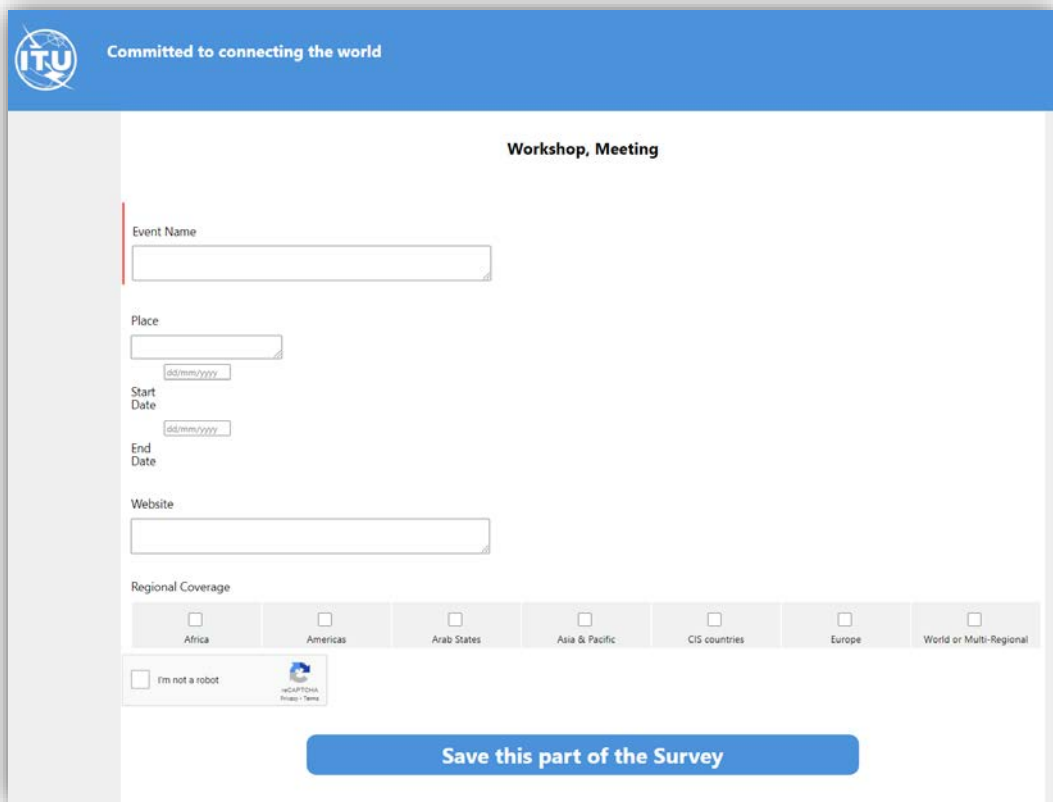
Save this part of the Survey



Telecommunication
Development Bureau (BDT)

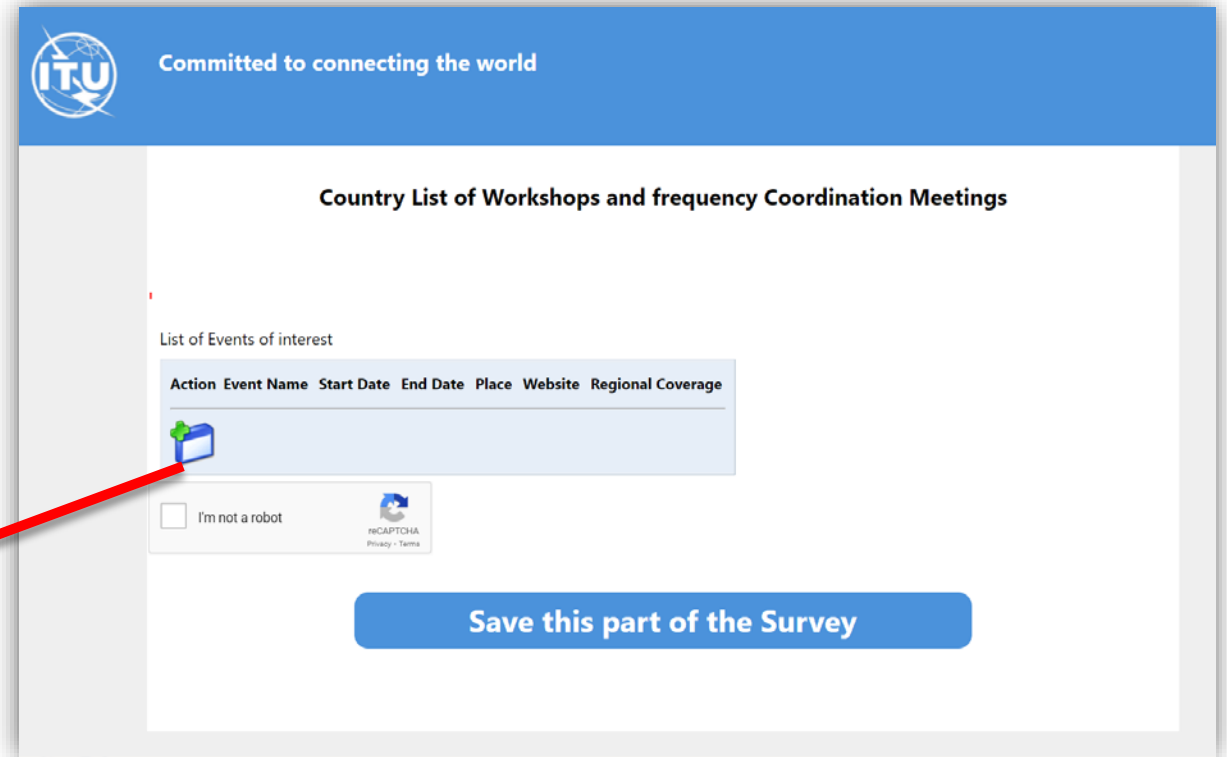
2. Country List of Workshops and frequency Coordination Meetings

Here you can see the list of workshops and meetings for your country.
To create a workshop/meeting, click on the icon 
It will open a new window
You can fill the details of the concerned Workshop/meeting and save the form.
You need also to save the Section page to inform ITU.



The screenshot shows a form titled "Workshop, Meeting" with the following fields and options:

- Event Name:
- Place:
- Start Date:
- End Date:
- Website:
- Regional Coverage: Africa, Americas, Arab States, Asia & Pacific, CIS countries, Europe, World or Multi-Regional
- Security: I'm not a robot (with reCAPTCHA icon)
- Button: **Save this part of the Survey**




The screenshot shows the "Country List of Workshops and frequency Coordination Meetings" page with the following elements:

- Header: ITU logo and "Committed to connecting the world"
- Title: **Country List of Workshops and frequency Coordination Meetings**
- Section: List of Events of interest
- Table header: **Action Event Name Start Date End Date Place Website Regional Coverage**
- Table body: One row containing a calendar icon with a plus sign.
- Security: I'm not a robot (with reCAPTCHA icon)
- Button: **Save this part of the Survey**

A red arrow points from the calendar icon in the table to the "Workshop, Meeting" form in the adjacent screenshot.

3. Country List of Reference Documents

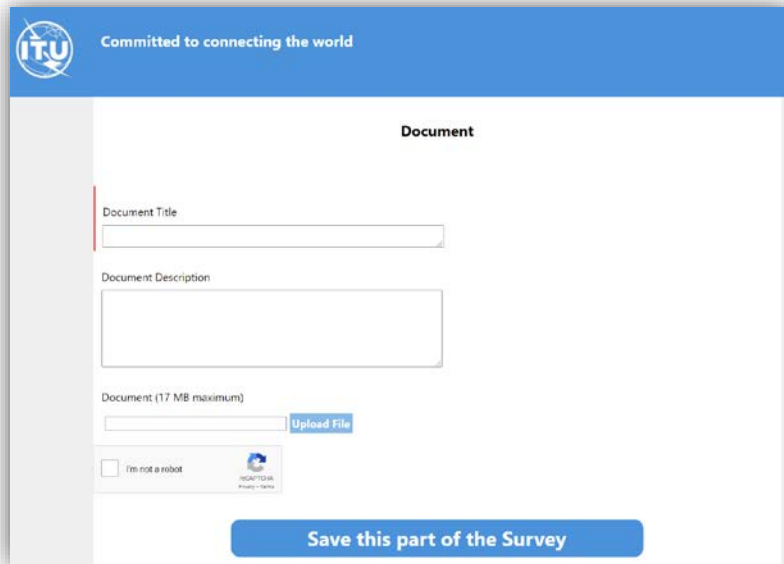
Here you can see the list of documents for your country.

To create a workshop/meeting, click on the icon 

It will open a new window

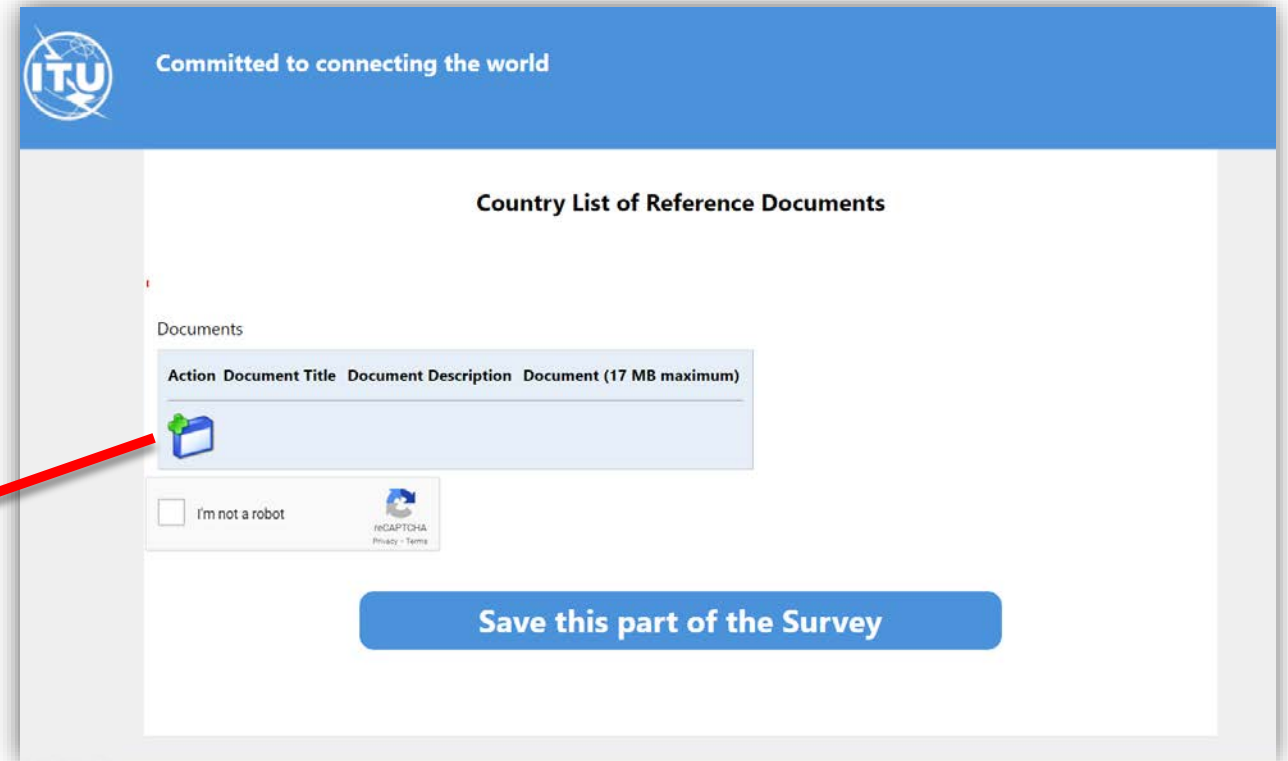
You can fill the details, upload the document (17 MB max) and save the form.

You need also to save the Section page to inform ITU.




The screenshot shows a form titled "Document" with the following fields and elements:

- Document Title: A text input field.
- Document Description: A larger text area.
- Document (17 MB maximum): A file upload field with an "Upload File" button.
- Verification: A checkbox labeled "I'm not a robot" and a CAPTCHA image.
- Save Button: A blue button labeled "Save this part of the Survey".



The screenshot shows the "Country List of Reference Documents" page with the following elements:

- Header: ITU logo and "Committed to connecting the world".
- Title: "Country List of Reference Documents".
- Section: "Documents".
- Table:

Action	Document Title	Document Description	Document (17 MB maximum)
			

- Verification: A checkbox labeled "I'm not a robot" and a CAPTCHA image.
- Save Button: A blue button labeled "Save this part of the Survey".

A red arrow points from the calendar icon in the table to the "Document" form in the adjacent screenshot.

In case of any difficulty in accessing, modifying the database, please contact fns@itu.int
or bdtwebsupport@itu.int



Telecommunication
Development Bureau (BDT)