

The DARE Index

ICT Accessibility Implementation at the Global Level



Axel Leblois

President, G3ict

Capacity Building Session on ICT Accessibility
In conjunction with the ITU-D Study Group 1, Question 7/1 Meeting
Friday, 28 September 2018

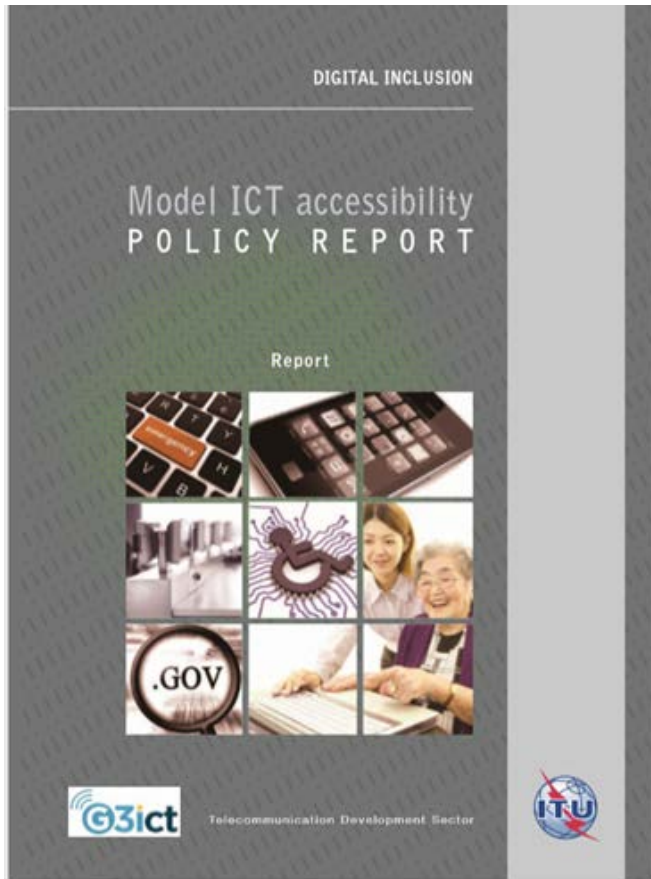
G3ict DARE Index

Digital Accessibility Rights Evaluation Index

- **Objective:** to provide a tool for in-country advocates to benchmark and track the progress made by their countries in implementing digital accessibility policies and programs
- **Framework consistent with Human Rights monitoring:**
 - Country commitments
 - Country capacity to implement
 - Country actual implementation and outcomes
- **Our Experts:** Persons with Disabilities, advocates, researchers, and community leaders identified in partnership with Disabled People's International (DPI), RIADIS and other advocacy organizations.
- **Global Outreach:** 121 Countries Surveyed; 89% of the World Population



DARE Index Selection of Variables



- **Legal and policy foundations** as recommended by the *ITU-G3ict ICT Accessibility Model Policy report*
- **Capacity to implement** evaluated by presence of Key success factors identified in the *ITU-G3ict ICT Accessibility Model Policy report*
- **Outcomes** measured by degrees consistent with CRPD notion of progressive implementation in the 10 key areas of ICT accessibility per the *DPI–IDA–G3ict 2016 Call for Action at United Nations*

DARE Index Scoring and Benchmarking Method

- **A simple method** to benchmark progress and identify opportunities by indexing 20 key variables for each country:
 - 5 for country **commitments**
 - 5 for country **capacity to implement**
 - 10 for country **outcomes** (guided scoring evaluation)
- With each of the 20 variables counted for 5 points for a **maximum of 100 points for each country**
- Detailed country profiles with DARE Index scores published on the G3ict web site
- Allowing countries to compare their progress with benchmarks and peers results in essential areas

DARE Index Guided Evaluation Scores

0 = No policy or program

1 = Policy or program but with no implementation

2 = Policy or program with minimum implementation

Pilot applications or limited scope

3 = Policy or program with partial implementation

Deployment program proceeding, but still limited impact

4 = Policy or program with substantial implementation

Deployment program in place with more than 50% implementation

5 = Policy or program with complete implementation



Published Data Organized in Country Dashboard Allows Advocates to Scan Peer Groups for References

G3ict The Global Initiative for Inclusive ICTs
Promoting the Rights of Persons with Disabilities in the Digital Age

Home About Us What We Do Publications Events Resource Center News & Views Contact Us Search

Home / Country Dashboard /

Country Dashboard

Welcome to the Country Profiles Database. Here you will find detailed information on the signatory States of the Convention on the Rights of Persons with Disabilities. In this section, you can find...

Africa

Mali	Ethiopia	Malawi	South Africa
Angola	Gambia, The	Mauritania	South Sudan
Benin	Ghana	Mauritius	Sudan
Burkina Faso	Guinea	Namibia	Tanzania, United Republic of
Burundi	Guinea-Bissau	Niger	Togo
Cameroon	Kenya	Nigeria	Zambia
Chad	Lesotho	São Tome and Principe	
Congo, Democratic Republic	Liberia	Senegal	
Cote d'Ivoire	Madagascar	Sierra Leone	

Central Asia

Armenia	Kyrgyz Republic	Tajikistan	Turkmenistan
Azerbaijan	Russian Federation	Turkey	Uzbekistan

East Asia and Pacific

Australia	Indonesia	Mongolia	Singapore
Cambodia	Japan	Myanmar	Thailand
China	Lao, PDR	Palau	Tuvalu
Cook Islands	Malaysia	Philippines	Vanuatu
Fiji	Micronesia, Federated States	Samoa	Viet Nam

Europe

Austria	Hungary	Poland	Sweden
Denmark	Ireland	Portugal	Ukraine
France	Italy	Serbia	United Kingdom
Germany	Malta	Slovenia	
Greece	Norway	Spain	

Latin America and Caribbean

Argentina	Costa Rica	Haiti	Panama
Barbados	Dominican Republic	Honduras	Peru
Belize	Ecuador	Jamaica	St. Lucia
Brazil	El Salvador	Mexico	Suriname
Chile	Guatemala	Montserrat	Trinidad and Tobago
Colombia	Guyana	Nicaragua	

Middle East and North Africa

Algeria	Israel	Oman	Tunisia
Egypt, Arab Republic of	Lebanon	Palestine, State of	Yemen, Republic of
Iraq	Morocco	Qatar	

Northern America

Canada	United States of America
--------	--------------------------

South Asia

Afghanistan	Bhutan	Maldives	Pakistan
Bangladesh	India	Nepal	Sri Lanka

DARE Index Example of Country Profile: Jamaica



Jamaica

DARE Index

Digital Accessibility Rights Evaluation
Index

DARE Index Score: 61/100

Global Ranking: 18

Regional Ranking: 2

**Peer Economic Development Group
Ranking: 4**

For queries or feedback:
index@g3ict.org

Key Country Facts



Country Laws and Regulations



Country Capacity to Implement



Country Policies and Programs Outcomes by Areas of ICT Accessibility and Level of Implementation



DARE Index Score Summary



News Information Items



Publications and Reports



Country Organizations Involved in Disability and Accessibility



User Guide and References



DARE Index Example of Country Profile: Jamaica

Country Laws and Regulations



DARE Index

Digital Accessibility Rights Evaluation
Index

DARE Index Score: **61/100**

Global Ranking: **18**

Regional Ranking: **2**

Peer Economic Development Group
Ranking: **4**

For queries or feedback:
index@g3ict.org

Key Country Facts

Country Laws and Regulations

CRPD signing (UN Treaty): 30 March 2007

CRPD ratification (UN Treaty): 30 March 2007

General Law protecting the Rights of Persons with Disabilities: Yes

Definition of ICT accessibility: Yes

Definition of Reasonable Accommodation: Yes

Universal Service Obligation includes Persons with Disabilities: Yes

Total Points:

5/5

5/5

5/5

5/5

5/5

25/25

Country Capacity to Implement

Country Policies and Programs Outcomes by Areas of ICT Accessibility and Level of Implementation

DARE Index Score Summary

News Information Items

Publications and Reports

Country Organizations Involved in Disability and Accessibility

User Guide and References



DARE Index Example of Country Profile: Jamaica

Capacity to Implement



DARE Index

Digital Accessibility Rights Evaluation
Index

DARE Index Score: **61/100**

Global Ranking: **18**

Regional Ranking: **2**

Peer Economic Development Group
Ranking: **4**

For queries or feedback:
index@g3ict.org

Key Country Facts	▼
Country Laws and Regulations	▼
Country Capacity to Implement	▼
Government agency for Persons with Disabilities: Yes	5/5
Government agency for ICTs: Yes	5/5
Process to involve DPOs in ICT accessibility policy making: No	0/5
Country refers to international ICT accessibility standards: No	0/5
ICT accessibility courses available at universities: Yes	5/5
Total Points:	15/25
Country Policies and Programs Outcomes by Areas of ICT Accessibility and Level of Implementation	▼
DARE Index Score Summary	▼
News Information Items	▼
Publications and Reports	▼
Country Organizations Involved in Disability and Accessibility	▼
User Guide and References	▼

DARE Index Example of Country Profile: Jamaica

Actual Implementation and Outcomes

 **Jamaica**

DARE Index
Digital Accessibility Rights Evaluation Index
DARE Index Score: **61/100**
Global Ranking: **18**
Regional Ranking: **2**
Peer Economic Development Group Ranking: **4**

For queries or feedback:
index@g3ict.org

- Key Country Facts
- Country Laws and Regulations
- Country Capacity to Implement
- Country Policies and Programs Outcomes by Areas of ICT Accessibility and Level of Implementation**
 - Web: Yes, level of implementation 2 **2/5**
 - TV and multimedia: Yes, level of implementation 2 **2/5**
 - Mobile telephony: No policy **0/5**
 - E-books and digital contents: Yes, level of implementation 3 **3/5**
 - Promoting the usage of Broadband and the Internet among Persons with Disabilities: Yes, level of implementation 3 **3/5**
 - Inclusive ICTs for all in education: Yes, level of implementation 3 **3/5**
 - Enabling ICTs for all in employment: Yes, level of implementation 2 **2/5**
 - E-government and Smart Cities for all: Yes, level of implementation 3 **3/5**
 - Enabling Assistive Technologies and ICTs for independent living: Yes, level of implementation 3 **3/5**
 - Procurement of accessible public goods and services for all citizens: NA **NA**
 - Total Points: **21/50**
- DARE Index Score Summary
- News Information Items
- Publications and Reports
- Country Organizations Involved in Disability and Accessibility
- User Guide and References

Global Status of Country Commitments

COUNTRY COMMITMENTS	GLOBAL AVERAGE % OF COUNTRIES WITH LAW/REGULATION/POLICY IN PLACE
CRPD RATIFICATION	93%
GENERAL LAW PROTECTING THE RIGHTS OF PERSONS WITH DISABILITIES	84%
REASONABLE ACCOMMODATION DEFINED	63%
DEFINITION OF ACCESSIBILITY INCLUDES ICTS	48%
UNIVERSAL SERVICE OBLIGATION INCLUDES PWDS	35%
COUNTRY COMMITMENTS GLOBAL AVERAGE IN PERCENTAGE	<u>65%</u>

Global Status of Country Capacity to Implement

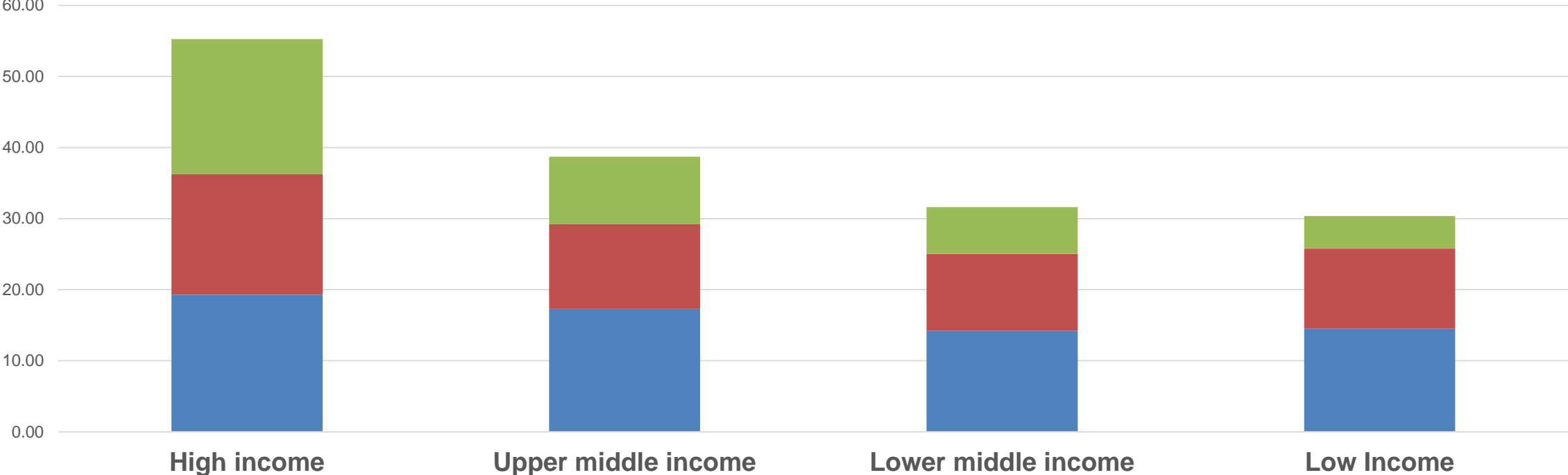
COUNTRY CAPACITY TO IMPLEMENT	GLOBAL AVERAGE OF COUNTRIES WITH KEY IMPLEMENTATION RESOURCES OR PROCESSES
GOVERNMENT AGENCY FOR PERSONS WITH DISABILITIES	84%
GOVERNMENT AGENCY FOR ICT	69%
PROCESS TO INVOLVE PERSONS WITH DISABILITIES IN POLICY MAKING ON ICT ACCESSIBILITY	24%
PARTICIPATION IN STANDARD DEVELOPMENT ORGANIZATIONS	39%
ICT ACCESSIBILITY COURSES AVAILABLE AT MAJOR UNIVERSITIES IN THE COUNTRY	36%
COUNTRY CAPACITY TO IMPLEMENT GLOBAL PROGRESS AVERAGE IN PERCENTAGE	<u>50%</u>

Most Advanced Sectors Globally for Policies in Process of Implementation

1. TV	47%
2. Web	43%
3. Inclusive ICTs in education	43%
4. E-books	40%
5. Enabling ICTs for employment	38%
6. E-government and smart cities	34%
7. ATs and ICTs for independent living	33%
8. Promotion of internet usage	33%
9. Public procurement	31%
10. Mobile	30%

Global Results by Level of Economic Development

Average DARE Index Country Scores by Levels of Economic Development

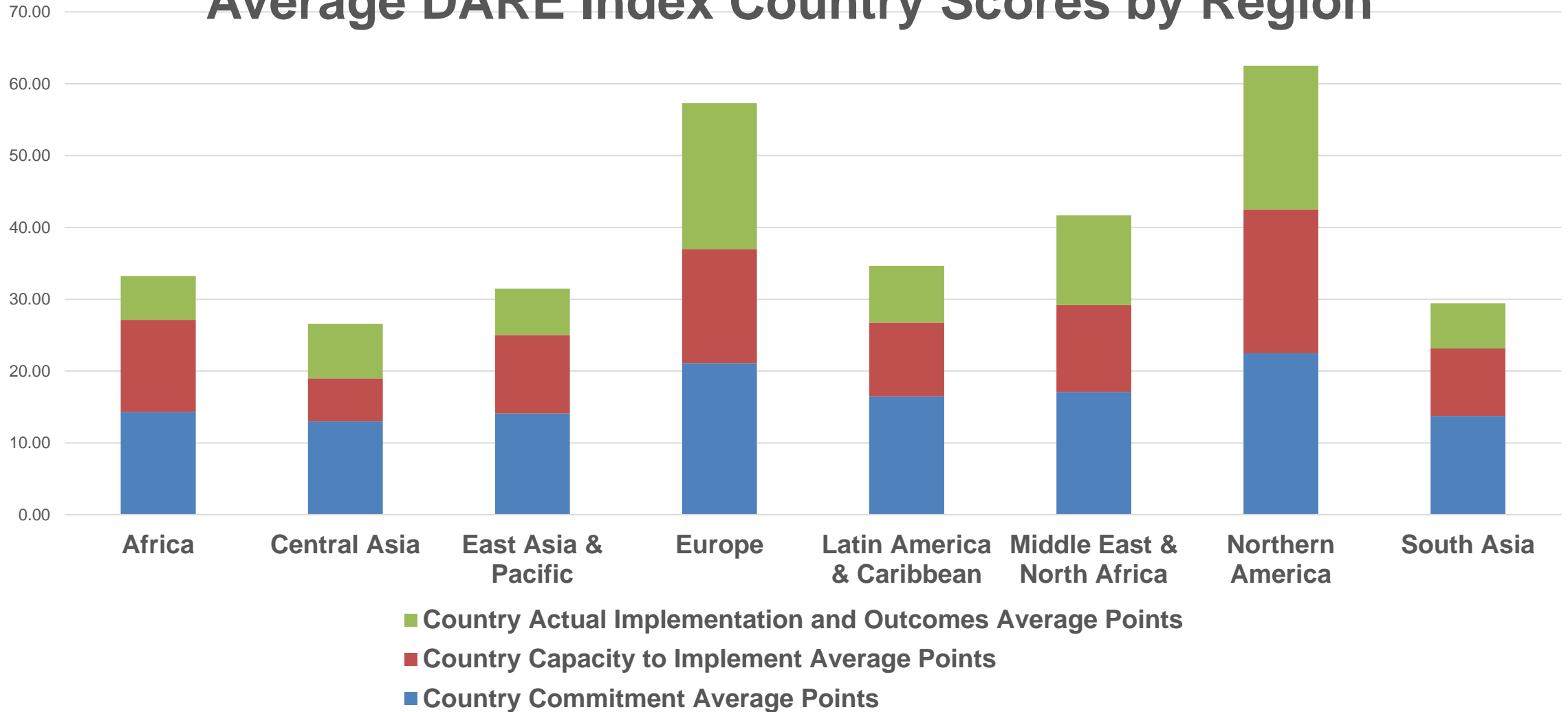


- Country Actual Implementation and Outcomes Average Points
- Country Capacity to Implement Average Points
- Country Commitment by Income Level



Global Results by Region

Average DARE Index Country Scores by Region



Top Performing Countries – Actual Outcomes

TOP TEN COUNTRIES FOR ACTUAL IMPLEMENTATION AND OUTCOMES	TOTAL SCORES ACHIEVED
OMAN	31/50
QATAR	30/50
UNITED STATES	30/50
BRAZIL	29/50
ISRAEL	28/50
ITALY	28/50
UNITED KINGDOM	28/50
FRANCE	27/50
SPAIN	27/50
AUSTRALIA	26/50

Top Performing Countries – DARE Score Commitments, Capacity & Outcomes

COUNTRIES	TOTAL POINTS COUNTRY COMMITMENTS	TOTAL POINTS COUNTRY CAPACITY TO IMPLEMENT	TOTAL POINTS FOR ACTUAL IMPLEMENTATION AND OUTCOMES	TOTAL OVERALL POINTS
OMAN	25/25	25/25	31/50	81/100
BRAZIL	25/25	25/25	29/50	79/100
FRANCE	25/25	25/25	27/50	77/100
SOUTH AFRICA	25/25	25/25	26/50	76/100
QATAR	25/25	20/25	30/50	75/100
UNITED STATES	20/25	25/25	30/50	75/100
ITALY	25/25	20/25	28/50	73/100
UNITED KINGDOM	25/25	20/25	28/50	73/100
KENYA	25/25	25/25	22/50	72/100
SPAIN	25/25	20/25	27/50	72/100

DARE Index: Towards Grassroots, Crowdsourced Validated Data

- Allows advocates to share their evaluations on a global basis
- Validation process allows for detection and verification of anomalies
- Helps uncover progress made and success stories from countries “under the radar”
- Allows for comprehensive analysis linking variables between commitments, capacity and outcomes
- Publishing data on the web with a feedback mechanism will allow over time for greater accuracy and alignment of evaluations



Thank you for Your Attention!

axel_leblois@g3ict.org

www.g3ict.org

