


# State Snapshot Canton of Geneva, Switzerland October 2022



## Foreword

This publication has been developed by ITU within the framework of the United for Smart Sustainable Cities (U4SSC) initiative. It provides a visual overview on the Geneva Canton's performance to benchmark in the Key Performance Indicators for Smart Sustainable Cities. The U4SSC KPIs are based on [Recommendation ITU-T.Y.4903](#). The visual representation highlights the canton's performance in each dimension and subdimension of the KPIs for SSC based on the inherited benchmark value of each indicator. This set of KPIs for SSC was developed to establish the criteria to evaluate ICTs' contributions in making cities and communities smarter and more sustainable, and to provide cantons with the means for self-assessments.

## Disclaimer

The views expressed in this publication are those of the author and do not necessarily reflect the views of the contributing organizations.

Any references made to specific countries, companies, products, initiatives, policies, frameworks or guidelines do not in any way imply that they are endorsed or recommended by ITU, the author, or any other organization that the authors are affiliated with, in preference to others of similar nature that are not mentioned.

This publication is intended for informational purposes only.

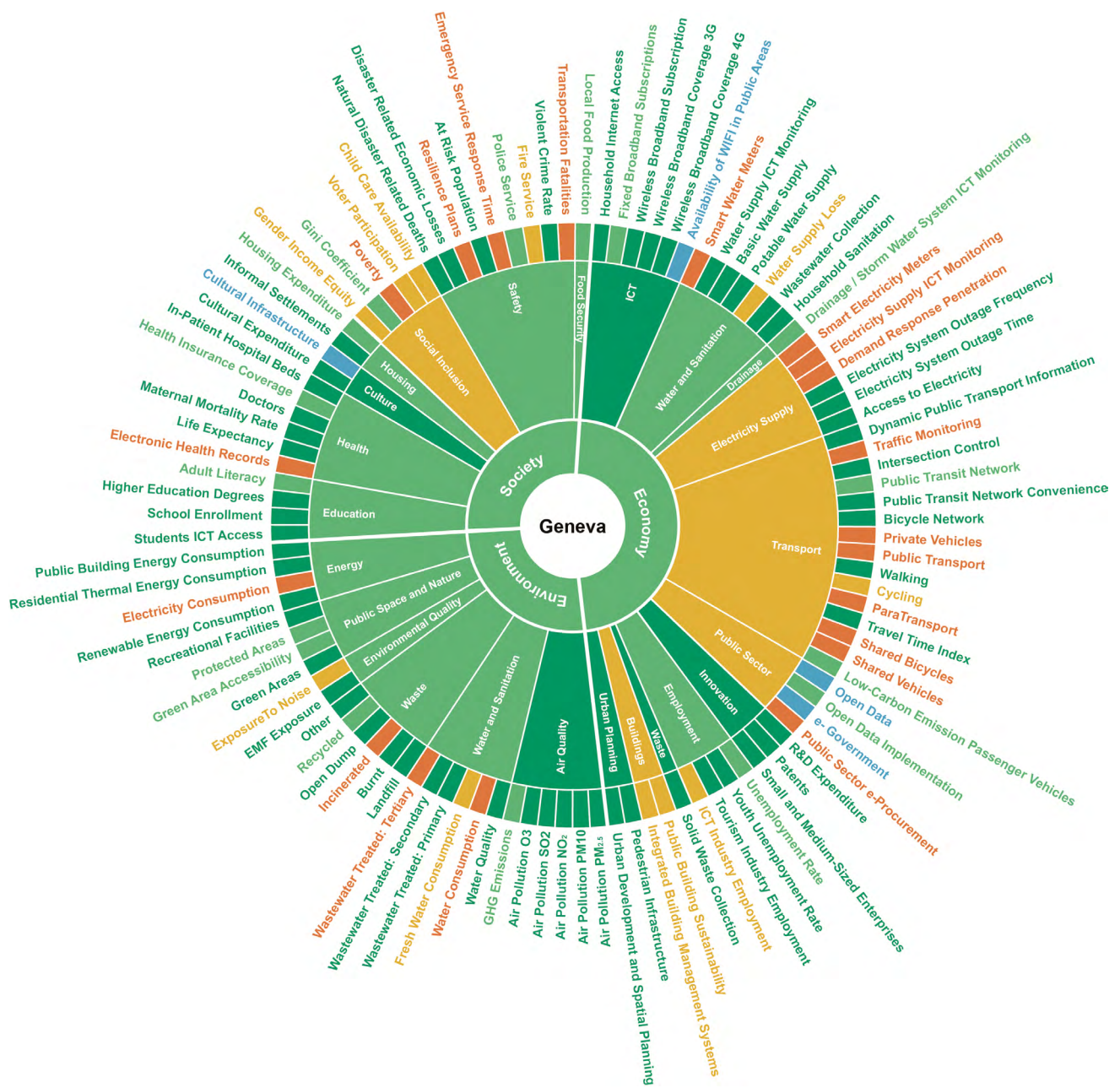
© ITU - All rights reserved. Requests to reproduce extracts of this publication may be submitted to [jur@itu.int](mailto:jur@itu.int).

# City Profile

Inhabitants <b>511 921</b>	Canton GDP <b>CHF</b> <b>55 235 466 940 5831</b>	Inflation Rate <b>2.80 %</b>	Households <b>205 262</b>	Household Income <b>CHF 94 944</b>
Area <b>246 km<sup>2</sup></b>				

## Performance to Benchmarks – Key Performance Indicators

### Dimensions, Categories & KPIs




- 95%+ Target
- 66-95% of Target
- 33-66% of Target
- Less than 33% of Target
- No Data or No Target
- Data Reported, No Targets Yet Available

Performance Benchmark Targets apply to all sections of the graphic.

# Performance to Benchmarks - Key Performance Indicators

## Sub Dimensions



### Economy



#### ICT

(ICT Infrastructure, Water and Sanitation, Drainage, Electricity Supply, Transport, Public Sector)



#### Productivity

(Innovation, Employment)



#### Infrastructure

(Water and Sanitation, Electricity Supply, Transport, Waste, Buildings, Urban Planning)



### Environment



#### Environment

(Air Quality, Water and Sanitation, Waste, Environmental Quality, Public Space and Nature, Energy)



#### Energy

(Energy)



### Society and Culture



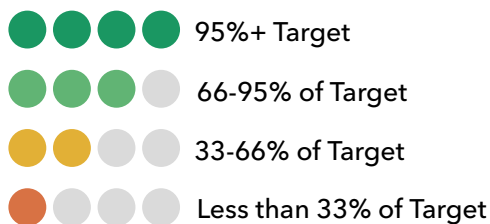
#### Education, Health and Culture

(Education, Health, Culture)



#### Safety, Housing and Social Inclusion

(Housing, Social Inclusion, Safety, Food Security)



For more information, please contact:  
[u4ssc@itu.int](mailto:u4ssc@itu.int)  
 Website: [itu.int/go/u4SSC](http://itu.int/go/u4SSC)



REPUBLIQUE  
ET CANTON  
DE GENEVE

POST TENEBRAS LUX

