

ITU-D mailing lists

What are they for and how to manage them



ITU-D mailing lists



2

- What are they for?
- How can they be accessed and managed?
- What do they allow us to do?
 - Sending messages
 - Accessing archives of old messages

ITU-D mailing lists



What are ITU-D up mailing lists for?



ITU-D mailing lists – what for?

4

- Allow to **easily communicate** with the other persons subscribed for one particular topic (for instance, each of the TDAG Correspondence Groups has a list of its own)
- Allow to **keep a list** of the persons interested in that particular topic
- Allow to **consult and peruse archives** of exchanged messages

ITU-D mailing lists



How can you access and manage them?

ITU-D mailing lists - accessing



6

FUNCTIONING OF THE MAILING LIST

- You will need to subscribe and manage your subscription to the list by using your [TIES account](#).
 - A [presentation](#) explaining how to subscribe and use the mailing lists is available.
 - You may only send an email to the subscribers of the list if you are a subscriber yourself.
 - Mailing list archives are available for all mailing list subscribers (see below).
- [Subscribe/Unsubscribe](#) to the mailing list.

Mailing list	Mailing list archives
itu-d-cgres1@lists.itu.int	itu-d-cgres1

From the page of the TDAG Correspondence Group in question, you can manage yourself the list and subscribe to it (or unsubscribe from it, for that matter)!

ITU-D mailing lists - accessing



Electronic Registration and Subscription Service

YOU ARE HERE [HOME](#) > [ITU-D](#) > ELECTRONIC REGISTRATION AND SUBSCRIPTION SERVICE

SHARE [f](#) [t](#) [in](#) [v](#)


[ITU-D Circulars and Multiple Destination Letters](#)

Welcome to the New ITU-D Electronic Registration and Subscription Service

Login

Guest registration

Lost my password

 Please use your [TIES](#) account to login.

This service will allow you to:

- ▶ [Subscribe/Unsubscribe to the ITU mailing lists and other services using your TIES or Guest account.](#)
- ▶ [Update your TIES or Guest account profile.](#)
- ▶ [Create your own Guest account.](#)
- ▶ [Recover your password. \(For Guest accounts only!\)](#)

WHAT'S NEW?

- ▶ **User-friendly interface**
The new interface shows complete details of the service, allows quick subscription through direct access to a group containing the different services, and provides current status of any subscriptions pending approval.
- ▶ **Enhanced visibility of services**
Every user (TIES and Guest) will be allowed to see the entire ITU service catalog and to subscribe automatically to open services or request subscriptions to restricted or previously hidden services.

ITU-D mailing lists - accessing



Enter your **TIES**
credentials



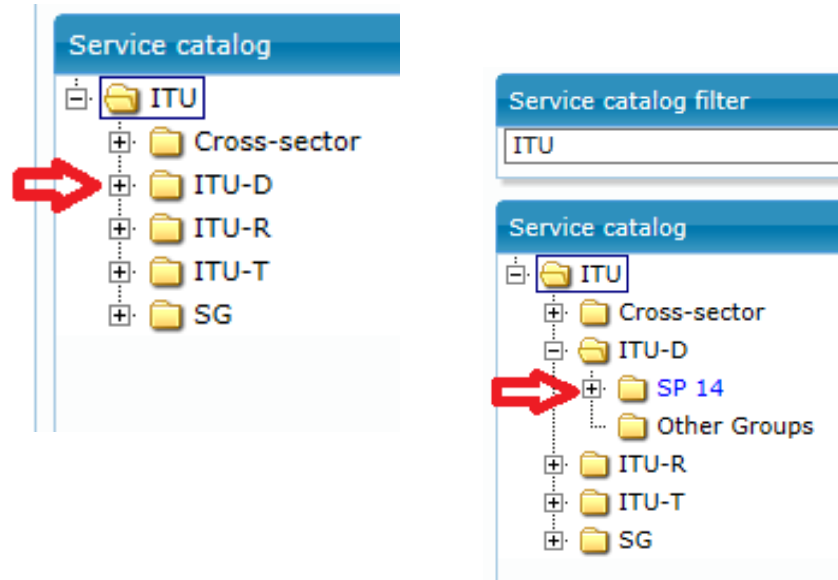
The screenshot shows the ITU login interface. At the top left is the ITU logo. To its right, the text 'International Telecommunication Union' is displayed in a dark blue rounded rectangle. Below this is a horizontal line. The text 'Security (show explanation)' is followed by two radio button options: 'This is a public or shared computer' (unselected) and 'This is a private computer' (selected). A yellow warning message follows: 'Warning: By selecting this option you acknowledge that the computer complies with your organization's security policy.' Below the security options is another horizontal line. The 'Username:' field contains the text 'comasbar'. The 'Password:' field contains ten black dots and a small eye icon to toggle visibility. A 'Log On' button is located to the right of the password field. At the bottom, a copyright notice reads: '© International Telecommunication Union. All rights reserved.'

ITU-D mailing lists - accessing



9

Expand the menu and select TDAG:



Note: SP 14 = Study period 2014-2018

ITU-D mailing lists - accessing



10

Tick those lists you are interested in and click on the button
“Subscribe/Request subscription”

The screenshot shows a web interface for ITU-D mailing lists. At the top, there is a navigation bar with a button labeled "Subscribe / Request subscription" circled in red. To the right of this button are dropdown menus for "Service Type" (set to "All services") and a search input field. Below the navigation bar is a table with columns for "Type", "Name", and "Description". The table contains 10 rows of mailing lists. The first 8 rows are highlighted in yellow and have their checkboxes checked. The last two rows are highlighted in light blue and have their checkboxes unchecked. At the bottom of the table, it says "Showing 1 to 10 of 10 entries".

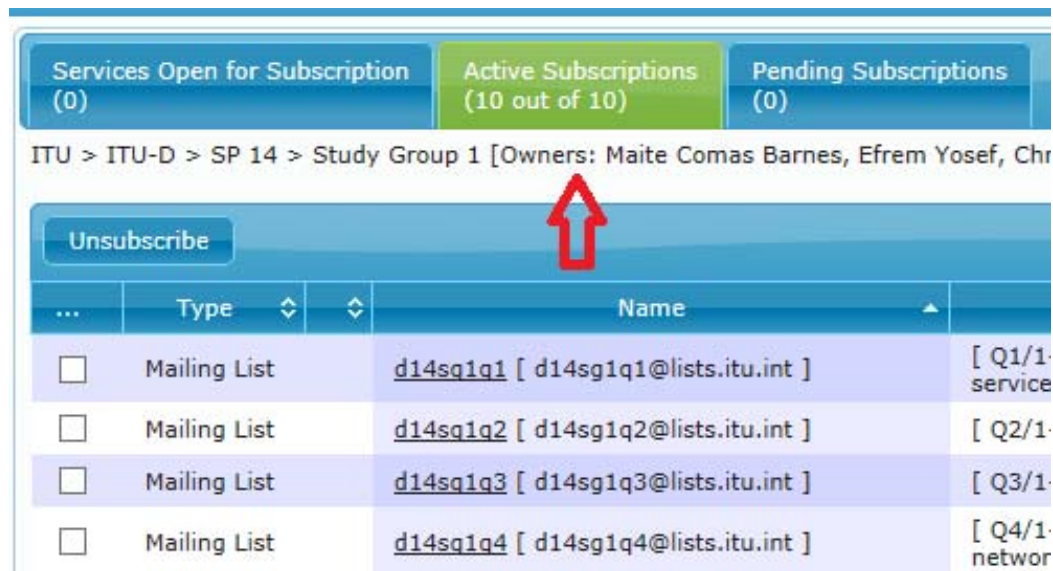
...	Type	Name	Description
<input checked="" type="checkbox"/>	Mailing List	d14sg1q1	[Q1/1-Policy, regulatory and technical aspects of the migration to broadband networks including NGNs, m-services, OTT services and the implementation of IPv6 in developing countries]
<input checked="" type="checkbox"/>	Mailing List	d14sg1q2	[Q2/1-Broadband access technologies, including IMT, for developing countries]
<input checked="" type="checkbox"/>	Mailing List	d14sg1q3	[Q3/1-Access to cloud computing: challenges and opportunities for developing countries]
<input checked="" type="checkbox"/>	Mailing List	d14sg1q4	[Q4/1-Economic policies and methods of determining the costs of services related to national telecommunication/ICT networks, including next-generation networks]
<input checked="" type="checkbox"/>	Mailing List	d14sg1q5	[Q5/1-Telecommunications/ICTs for rural and remote areas]
<input checked="" type="checkbox"/>	Mailing List	d14sg1q6	[Q6/1-Consumer information, protection and rights: Laws, regulation, economic bases, consumer networks]
<input checked="" type="checkbox"/>	Mailing List	d14sg1q7	[Q7/1-Access to telecommunication/ICT services by persons with disabilities and with specific needs]
<input checked="" type="checkbox"/>	Mailing List	d14sg1q8	[Q8/1-Examination of strategies and methods of migration from analogue to digital terrestrial broadcasting and implementation of new services]
<input type="checkbox"/>	Mailing List	d14sg1res9	[Joint ITU-D/ITU-R Group on WTDC Resolution 9 – Participation of countries, particularly developing countries, in spectrum management]
<input type="checkbox"/>	Mailing List	sg1	[ITU-D Study Group 1 - Enabling environment for the development of telecommunications/ICTs]

Showing 1 to 10 of 10 entries

ITU-D mailing lists - accessing



11



The screenshot shows the ITU-D mailing list management interface. At the top, there are three tabs: "Services Open for Subscription (0)", "Active Subscriptions (10 out of 10)", and "Pending Subscriptions (0)". Below the tabs, the breadcrumb path is "ITU > ITU-D > SP 14 > Study Group 1 [Owners: Maite Comas Barnes, Efreem Yosef, Chr...]". A red arrow points to the "Active Subscriptions" tab. Below the tabs, there is an "Unsubscribe" button. A table lists the mailing lists with columns for checkboxes, Type, Name, and a list ID.

...	Type	Name	
<input type="checkbox"/>	Mailing List	d14sq1q1 [d14sg1q1@lists.itu.int]	[Q1/1- service
<input type="checkbox"/>	Mailing List	d14sq1q2 [d14sg1q2@lists.itu.int]	[Q2/1-
<input type="checkbox"/>	Mailing List	d14sq1q3 [d14sg1q3@lists.itu.int]	[Q3/1-
<input type="checkbox"/>	Mailing List	d14sq1q4 [d14sg1q4@lists.itu.int]	[Q4/1- networ

To unsubscribe from a list, choose the **“Active Subscriptions”** tab and proceed the same way. Then click on **“Unsubscribe”**.

ITU-D mailing lists - accessing



12

You may also access these lists from the **TIES page** (www.itu.int/TIES).

Again, you need to enter your **TIES** credentials:

A screenshot of the TIES Account login page. The page has a blue header with the text 'TIES Account'. Below the header, there are two main sections: 'Create your account:' and 'Manage your account:'. The 'Create your account:' section contains three links: 'Online application', 'Status of an online application', and 'Am I eligible?'. The 'Manage your account:' section contains a 'Username:' field with the value 'comasbar', a 'Password:' field with masked characters and a toggle icon, and a 'Login' button which is circled in red. Below the 'Login' button is a link for 'Lost username or password?'. At the bottom of the page, there is an email icon and the text 'TIES email'.

ITU-D mailing lists - accessing



13

Simply select the ITU-D mailing lists:

Welcome Mr. Maite Comas Barnes - International Telecommunication Union

Account Options

- Subscribe / Unsubscribe [to ITU-R mailing lists](#), [to ITU-T mailing lists](#), [to ITU-D mailing lists](#)
- [Update](#) or [View](#) your notifications
- [Edit my account](#) (Change Password, Email Forwarding, etc.)
- Access [Email](#)

ITU-D mailing lists - accessing



14

IMPORTANT!

From the TIES page, go to your TIES profile by clicking on “Edit my account”:

Welcome Mr. Maite Comas Barnes - International Telecommunication Union

Account Options

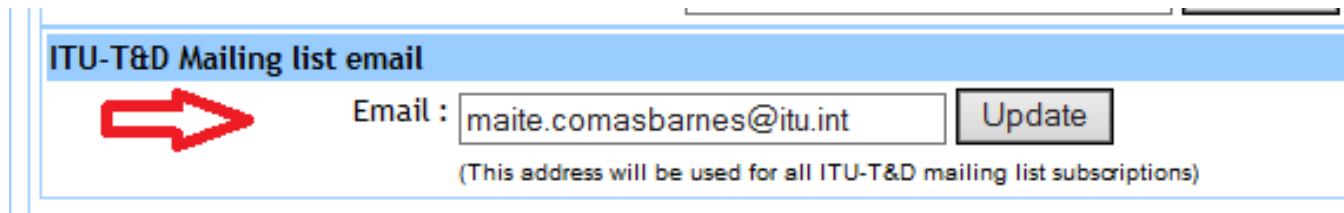
- [Subscribe / Unsubscribe to ITU-R mailing lists, to ITU-T mailing lists, to ITU-D mailing lists](#)
- [Update or View your notifications](#)
- [Edit my account](#) (Change Password, Email Forwarding, etc.)
- [Access Email](#)



ITU-D mailing lists - accessing

15

Make sure that you fill in the box in “**ITU-T&D Mailing list email**” with a valid email address. This is where will be received all the emails sent to the list:

A screenshot of a web form titled "ITU-T&D Mailing list email". The form has a light blue header bar with the title. Below the header, there is a red arrow pointing to the right. To the right of the arrow, the text "Email :" is followed by a text input field containing the email address "maite.comasbarnes@itu.int". To the right of the input field is a grey button labeled "Update". Below the input field, there is a small note in parentheses: "(This address will be used for all ITU-T&D mailing list subscriptions)".

ITU-T&D Mailing list email

➔ Email :

(This address will be used for all ITU-T&D mailing list subscriptions)

ITU-D mailing lists



How can you send emails?



ITU-D mailing lists – sending emails

From the “Collaborative tools” page, simply choose the list you wish to send an email to (Q4/1, for instance):

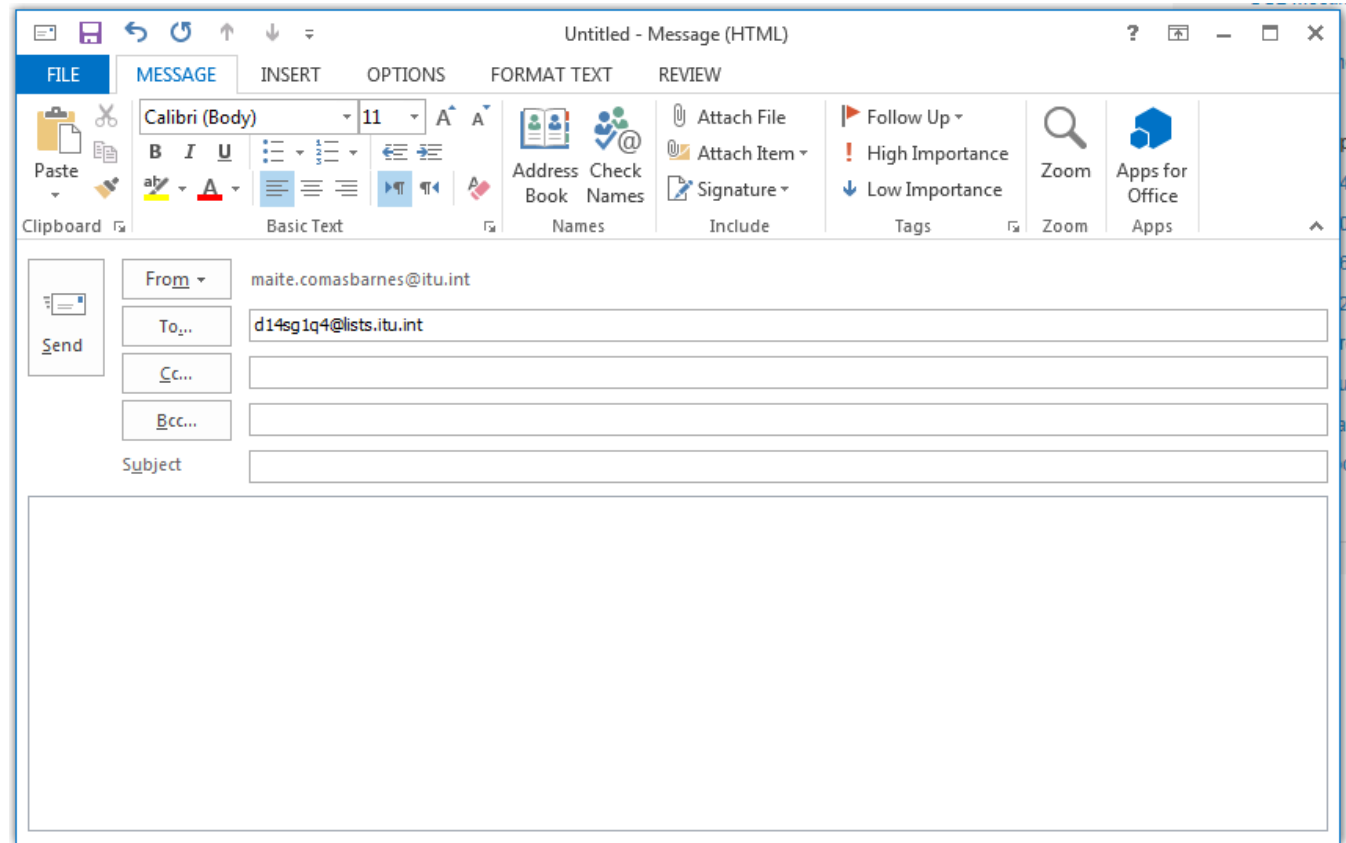
Group		Mailing list archives	Mailing lists
SG1		d14sg1	d14sg1@lists.itu.int - General distribution list of Study Group 1 - <i>Enabling environment for the development of telecommunications/ICTs</i>
	Q1/1	d14sg1q1	d14sg1q1@lists.itu.int - Question 1/1 - <i>Policy, regulatory and technical aspects of the migration from existing networks to broadband networks in developing countries, including next-generation networks, m-services, OTT services and the implementation of IPv6</i>
	Q2/1	d14sg1q2	d14sg1q2@lists.itu.int - Question 2/1 - <i>Broadband access technologies, including IMT, for developing countries</i>
	Q3/1	d14sg1q3	d14sg1q3@lists.itu.int - Question 3/1 - <i>Access to cloud computing: challenges and opportunities for developing countries</i>
	Q4/1	d14sg1q4	d14sg1q4@lists.itu.int - Question 4/1 - <i>Economic policies and methods of determining the costs of services related to national telecommunication/ICT networks, including next-generation networks</i>

ITU-D mailing lists – sending emails



18

Remember you will only be able to send emails to a list if you are subscribed to it!



ITU-D mailing lists



How can you access the archives?

ITU-D mailing lists – accessing archives



20

FUNCTIONING OF THE MAILING LIST

- You will need to subscribe and manage your subscription to the list by using your [TIES account](#).
- A [presentation](#) explaining how to subscribe and use the mailing lists is available.
- You may only send an email to the subscribers of the list if you are a subscriber yourself.
- Mailing list archives are available for all mailing list subscribers (see below).

[Subscribe/Unsubscribe](#) to the mailing list.

Mailing list	Mailing list archives
itu-d-cgres1@lists.itu.int	itu-d-cgres1

In order to access the archives for a given list (in this case Q3/1), simply click on the link on the “**Collaborative tools**” page:

ITU-D mailing lists – accessing archives



21



The screenshot shows a login interface for ITU-D mailing lists. At the top left is the ITU logo. Below it is a login form with the following fields and elements:

- TIES or Guest Username :** A text input field containing the username "comasbar".
- Password :** A password input field with seven dots, followed by a "Login" button.
- A red arrow points from the right side of the form towards the "Login" button.

Below the login form is an "Info" section with the following links:

- Archive
- Shared documents

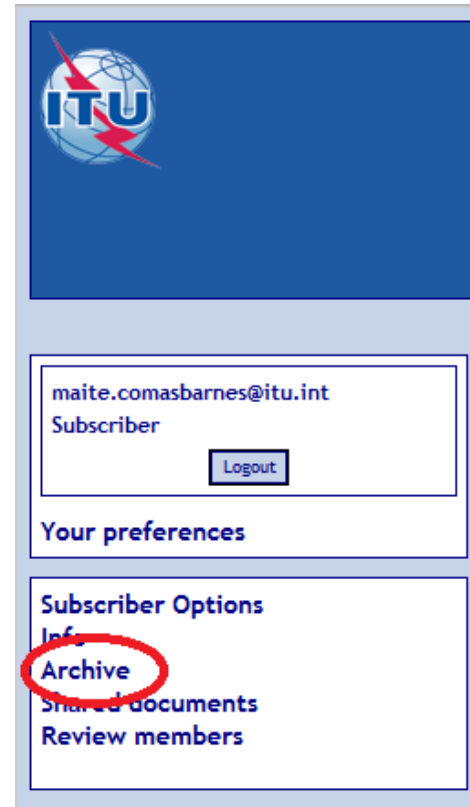
Again, enter your **TIES** credentials...

ITU-D mailing lists – accessing archives



22

... and proceed to the archives. All previous messages from this study period will be available for you to peruse.



The screenshot shows a subscriber interface for an ITU-D mailing list. At the top left is the ITU logo. Below it, the email address 'maite.comasbarnes@itu.int' and the word 'Subscriber' are displayed. A 'Logout' button is positioned to the right. Underneath is a section titled 'Your preferences'. Below that is a 'Subscriber Options' section containing a list of links: 'Info', 'Archive', 'Shared documents', and 'Review members'. The 'Archive' link is circled in red.

ITU-D mailing lists



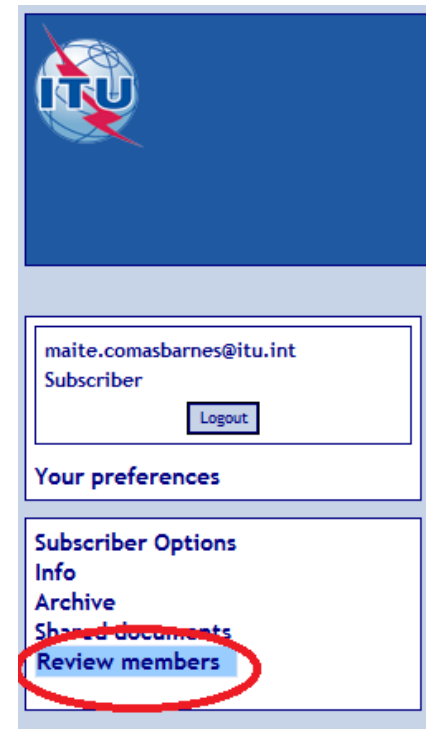
Who else is on the list?

ITU-D mailing lists – who else?



24

And finally, you will be able to see who else has subscribed to that particular list – **who else you may communicate with...**



The screenshot shows a user interface for an ITU-D mailing list. At the top left is the ITU logo. Below it, the email address 'maite.comasbarnes@itu.int' is displayed as the 'Subscriber'. A 'Logout' button is positioned to the right of the email address. Underneath, there is a section titled 'Your preferences'. Below that is a 'Subscriber Options' menu with the following items: 'Info', 'Archive', 'Shared documents', and 'Review members'. The 'Review members' option is highlighted with a red oval, indicating the feature being discussed in the text.

ITU-D mailing lists

25

Thank you for following this presentation.

Of course, the TDAG secretariat is there to help you if you need any assistance:

tdag-secretariat@itu.int

Tel: +41 22 730 6089

