

MIS 2013

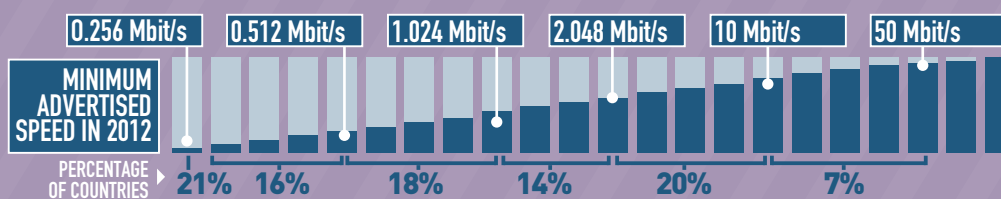
MEASURING THE INFORMATION SOCIETY

Measuring the cost and affordability of broadband



fixed broadband


Prices going down, minimum speeds going up




FIXED-BROADBAND PRICES DROPPED

2008 TO 2012 (GLOBAL PRICE DROP)

82% SALE




WHILE SPEEDS HAVE GONE UP!




fixed-broadband price divide

Large regional differences persist



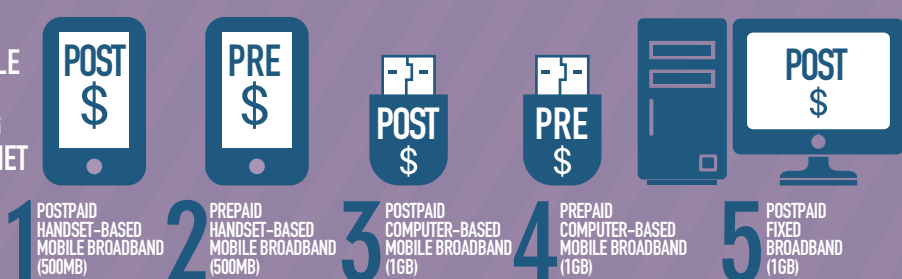
FIXED-BROADBAND PRICES AS A PERCENTAGE OF GNI PER CAPITA, 2012



comparing prices

Mobile broadband often more affordable than fixed broadband

MOST AFFORDABLE WAYS OF ACCESSING THE INTERNET



MOBILE BROADBAND MUCH LESS AFFORDABLE IN THE DEVELOPING WORLD

IN THE DEVELOPED WORLD MOBILE BROADBAND IS MORE AFFORDABLE THAN MOBILE VOICE...



...WHILE IN THE DEVELOPING WORLD MOBILE BROADBAND IS LESS AFFORDABLE THAN MOBILE VOICE



*MOBILE BROADBAND, PREPAID HANDSET-BASED (500 MB) **PACKAGE INCLUDING 30 CALLS AND 100 SMS

mobile-broadband basket

Reveals major differences among countries

EUROPE AND ARAB STATES HAVE THE MOST AFFORDABLE PRICES



AUSTRIA HAS THE MOST AFFORDABLE PRICES FOR ALL MOBILE-BROADBAND PLANS

2012 TOP 10 MOST AFFORDABLE MOBILE-BROADBAND BASKET

1. AUSTRIA
2. QATAR
3. UK
4. GERMANY
5. KUWAIT
6. FRANCE
7. ESTONIA
8. NORWAY
9. BELGIUM
10. SWITZERLAND

MOBILE-BROADBAND BASKET AS A PERCENTAGE OF GNI PER CAPITA

SAO TOMÉ & PRINCIPE, ZIMBABWE AND DR CONGO

100% OR MORE

1% OR LESS

20 ECONOMIES, INCLUDING BAHRAIN, KAZAKHSTAN, UAE AND URUGUAY

INDIA 3.7% OF GNI p.c.

MOBILE BROADBAND IS SIX TIMES MORE AFFORDABLE



CHINA 23.9% OF GNI PER CAPITA