

ITUEvents

# ITU Seminar on Radiocommunication Matters for Europe

24-26 June 2019  
Tirana, Albania

[www.itu.int/go/ITU-R/SRME-19](http://www.itu.int/go/ITU-R/SRME-19)



## ONLINE VALIDATION

Terrestrial Services Department  
Radiocommunication Bureau

Liberia, Monrovia  
16-17 Septembre, 2019

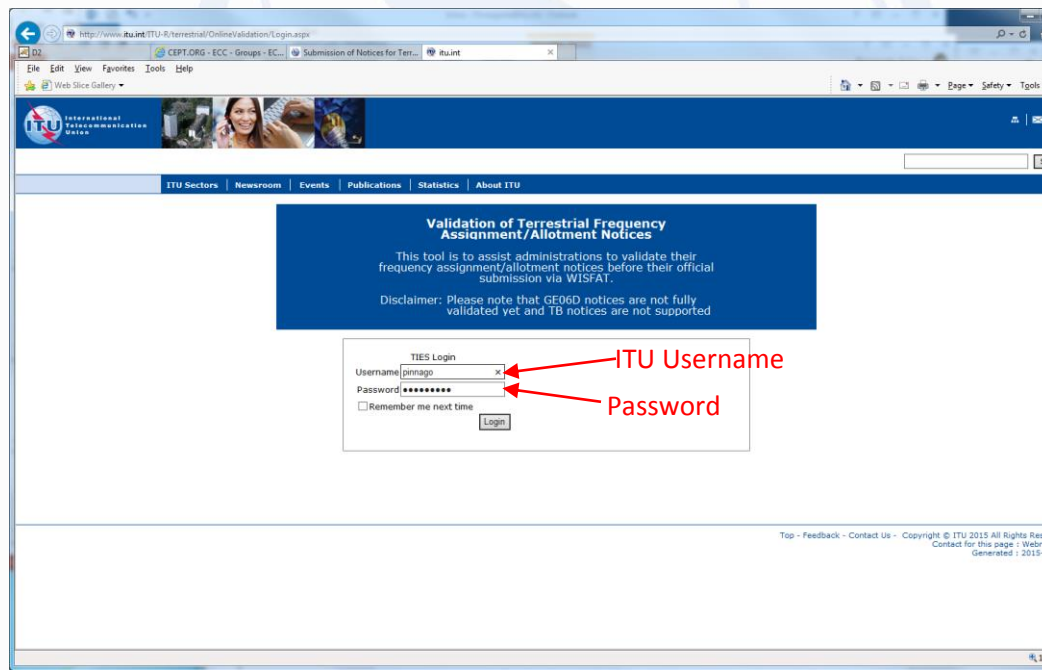


Co-Organizers:



# How to use the online validation tool

- You need to have an ITU Username with TIES services.  
If you do not have then you need to visit the following website <http://www.itu.int/TIES/index.html> and request it online.
- Type in the ITU username and password to login



The screenshot shows a web browser window displaying the ITU TIES Login page. The page title is "Validation of Terrestrial Frequency Assignment/Allotment Notices". Below the title, there is a disclaimer: "Disclaimer: Please note that GE06D notices are not fully validated yet and TB notices are not supported". The login form is titled "TIES Login" and contains the following fields:

- Username: [pinmago] (indicated by a red arrow labeled "ITU Username")
- Password: [\*\*\*\*\*] (indicated by a red arrow labeled "Password")
- Remember me next time
- Login button

At the bottom of the page, there is a footer with the text: "Top - Feedback - Contact Us - Copyright © ITU 2015 All Rights Reserved. Contact for this page: Webmaster. Generated: 2015-10".

# How to use the online validation tool



- Click on “New validation”

The screenshot shows the ITU OnlineValidation web application. The browser address bar displays the URL: <http://www.itu.int/ITU-R/terrestrial/OnlineValidation/MemberPages/OnlineValidation.aspx>. The page title is "OnlineValidation".

The main content area shows the following information:

- The processing system is currently **ONLINE**.
- Contact: [itutor\\_dp@itu.int](mailto:itutor_dp@itu.int)
- A "New Validation" button, which is highlighted with a red arrow and the text "New Validation".
- A "Logout" button.
- A "Refresh" button.

Below this, there is a section titled "Jobs History for user: pinnago" with a sub-header "Test Packages: click to hide all". This section contains a table with the following data:

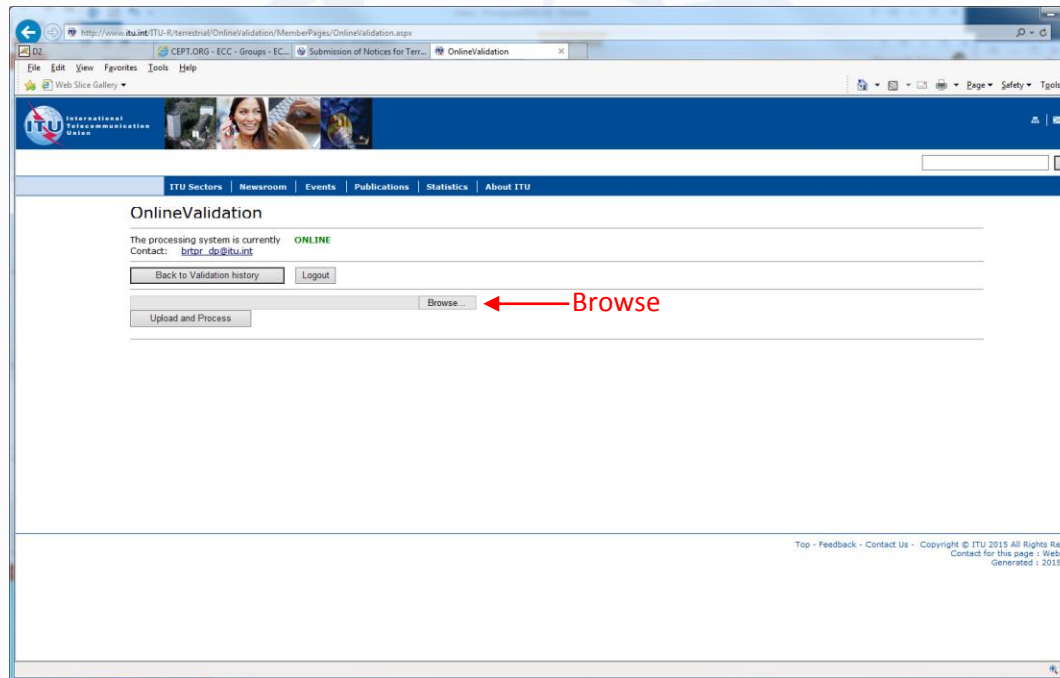
Job Id	Filename	Job Status	Date of Request	Date of Completion	Elapsed Time (minutes)
<a href="#">22424 (View Results)</a>	bs08_t01_with errors1	Completed	10/7/2015 1:37:12 PM	10/7/2015 1:37:48 PM	1
<a href="#">22497 (View Results)</a>	bs08_t01_with errors1	Completed	10/7/2015 1:22:04 PM	10/7/2015 1:22:40 PM	1
<a href="#">22041 (View Results)</a>	baba-1300268	Completed	9/16/2015 11:22:23 AM	9/16/2015 11:22:55 AM	1
<a href="#">21311 (View Results)</a>	162-173-412-413_30072015_submitted to itu	Completed	8/19/2015 10:41:15 AM	8/19/2015 10:53:09 AM	12
<a href="#">21199 (View Results)</a>	162-173-412-413_30072015_submitted to itu	Failed	8/13/2015 10:29:12 AM	8/13/2015 10:40:17 AM	11

At the bottom of the page, there is a footer with the following text: "Top - Feedback - Contact Us - Copyright © ITU 2015 All Rights Reserved. Contact for this page : Webmaster. Generated : 2015-10".

# How to use the online validation tool



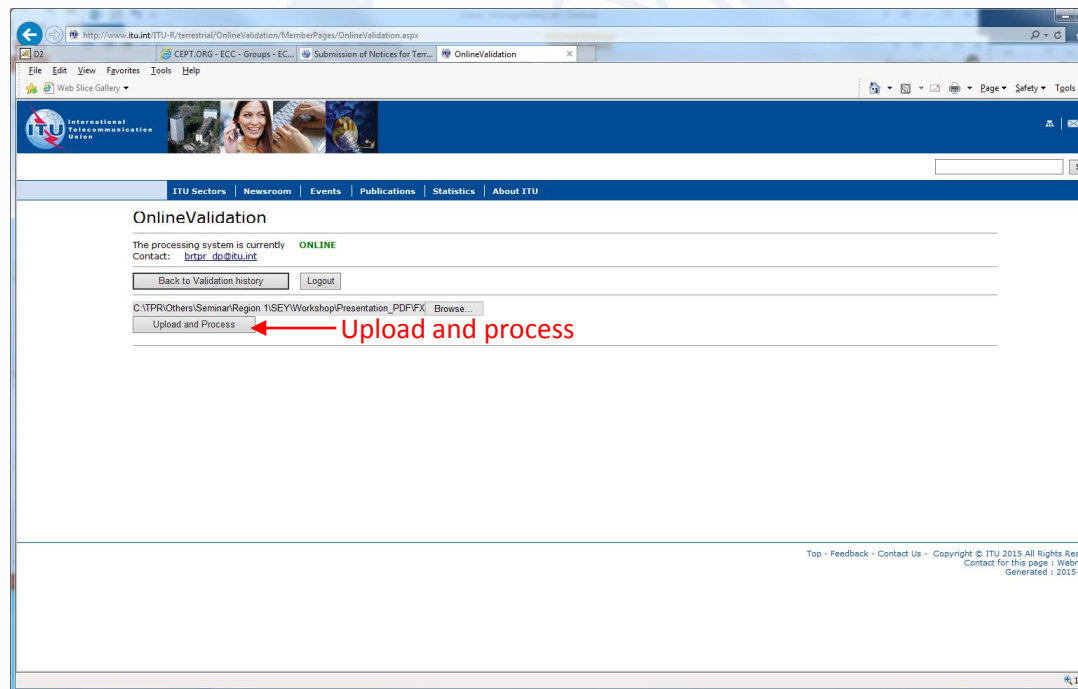
- Click on **“Browse”** to select the file to validate



# How to use the online validation tool

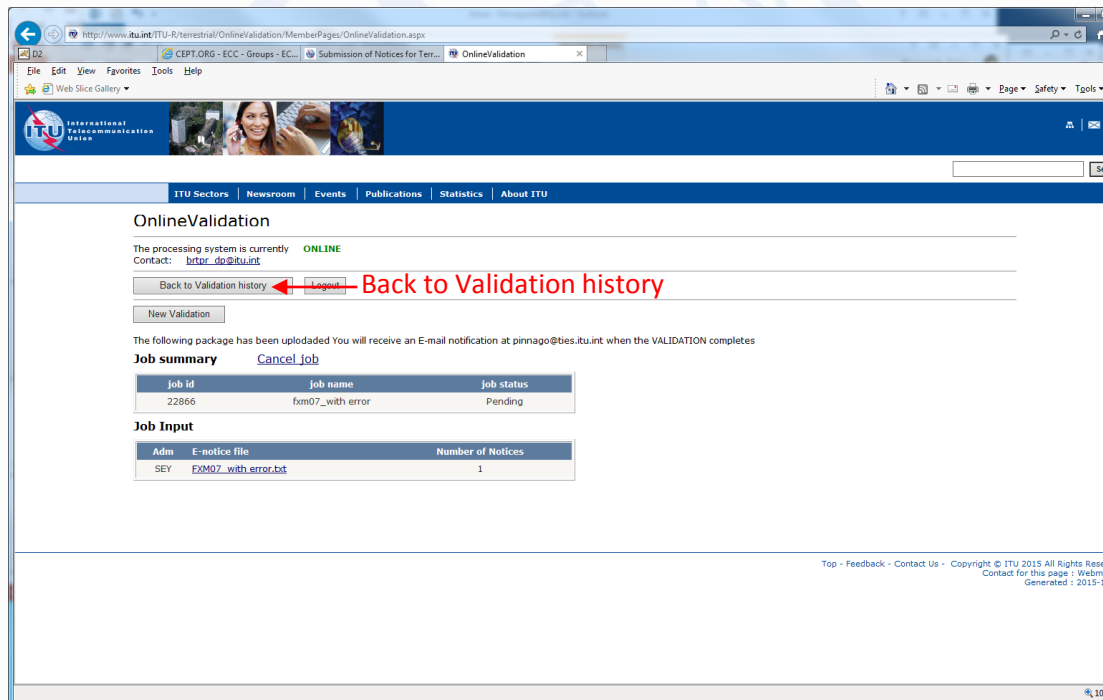


- Click on “Upload and Process”



# How to use the online validation tool

- The job is now sent for validation. You may click on “New Validation” to submit another file or click on “Back to Validation history”



The screenshot shows the ITU OnlineValidation web interface. The page title is "OnlineValidation". The status is "ONLINE". The contact information is "Contact: [htpr\\_dn@itu.int](mailto:htpr_dn@itu.int)". There are two buttons: "Back to Validation history" and "New Validation". A red arrow points from the text "Back to Validation history" to the "Back to Validation history" button. Below the buttons, there is a message: "The following package has been uploaded You will receive an E-mail notification at pinnago@ties.itu.int when the VALIDATION completes". There are two sections: "Job summary" and "Job Input".

**Job summary**

Job id	Job name	Job status
22866	fmx07_with error	Pending

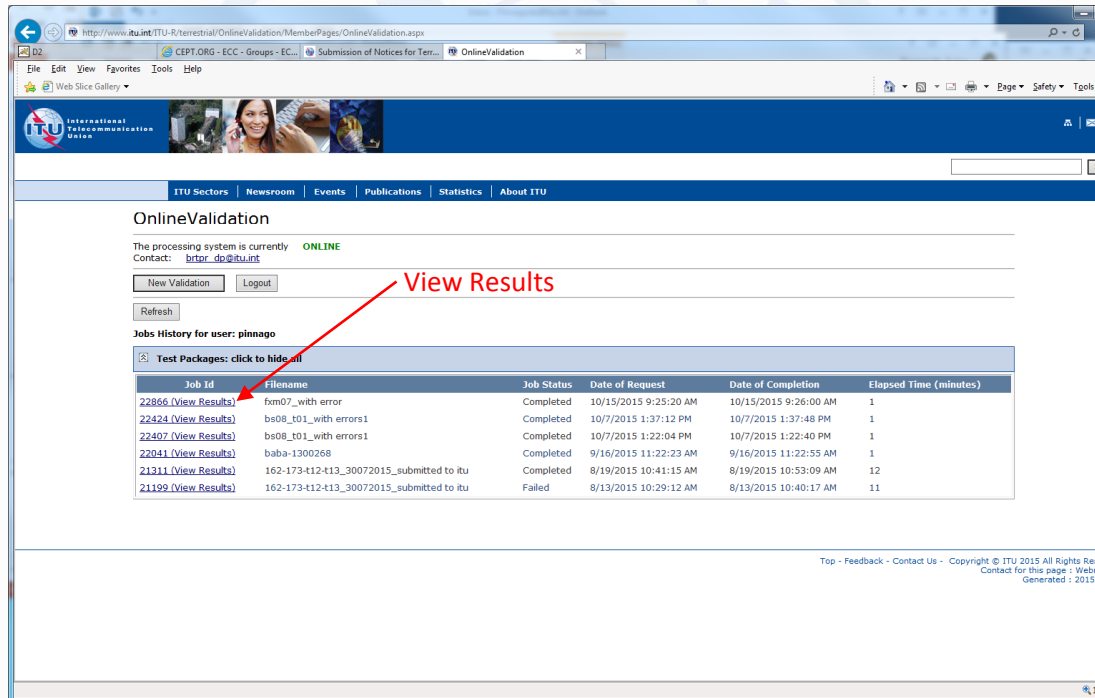
**Job Input**

Adm	E-notice file	Number of Notices
SEY	FXM07_with_error.bt	1

Top - Feedback - Contact Us - Copyright © ITU 2015 All Rights Reserved  
Contact for this page : Webmaster  
Generated : 2015-10

# How to use the online validation tool

- You may click on “Refresh” to see the progress of the processing. Once the validation is completed, you may click on Job ID (View Results), you will also receive an e-mail.



OnlineValidation

The processing system is currently **ONLINE**  
Contact: [brtor\\_dip@itu.int](mailto:brtor_dip@itu.int)

Jobs History for user: pinnago

Test Packages: [click to hide all](#)

Job Id	Filename	Job Status	Date of Request	Date of Completion	Elapsed Time (minutes)
<a href="#">22856 (View Results)</a>	frm07_with error	Completed	10/15/2015 9:25:20 AM	10/15/2015 9:26:00 AM	1
<a href="#">22424 (View Results)</a>	bs08_t01_with errors1	Completed	10/7/2015 1:37:12 PM	10/7/2015 1:37:48 PM	1
<a href="#">22407 (View Results)</a>	bs08_t01_with errors1	Completed	10/7/2015 1:22:04 PM	10/7/2015 1:22:40 PM	1
<a href="#">22041 (View Results)</a>	baba-1300268	Completed	9/16/2015 11:22:23 AM	9/16/2015 11:22:55 AM	1
<a href="#">21311 (View Results)</a>	162-173-412-413_30072015_submitted to itu	Completed	8/19/2015 10:41:15 AM	8/19/2015 10:53:09 AM	12
<a href="#">21199 (View Results)</a>	162-173-412-413_30072015_submitted to itu	Failed	8/13/2015 10:29:12 AM	8/13/2015 10:40:17 AM	11

Top - Feedback - Contact Us - Copyright © ITU 2015 All Rights Reserved  
Contact for this page : Welcome  
Generated : 2015-10

# How to use the online validation tool?



- If there are any errors or warnings, they will be displayed on the screen. You may correct and upload again.

The screenshot shows the ITU OnlineValidation web application. The page title is "OnlineValidation". The status is "ONLINE". The contact email is "brtr\_dp@itu.int". There are buttons for "New Validation", "Logout", and "Refresh".

**Jobs History for user: pinnago**

[-] Test Packages 22866: click to show all

**Job summary** [Delete](#)

job id	job name	job status
22866	fxm07_with error	Completed

**Job Input**

Adm	E-notice file	Number of Notices
SEY	FXM07_with_error.txt	1

**Job Output**

Parse status: **T\_PARSE\_NTC\_INCOMPLETE**  
Total number of errors: 1  
Total number of warnings: 1

**Notice 1 (Line 4)**  
Line 1 (4) : Warning : Principal Site (GRAND ANSE PRASLIN) Geographic Coordinates are 955.7 km from SEY; the Coordinates are located in the sea.  
Line 1 : Error : t\_bdwidth\_cde : mandatory key missing or the associated key value is invalid.





Thank you for your attention!

*ITU – Radiocommunication Bureau*

Questions to [brmail@itu.int](mailto:brmail@itu.int) or [brtpr@itu.int](mailto:brtpr@itu.int)