


# City Snapshot

## Valencia, Spain

June 2020



## Foreword

This publication has been developed by ITU within the framework of the United for Smart Sustainable Cities (U4SSC) initiative. It provides a visual overview on a city's performance to benchmark in the Key Performance Indicators for Smart Sustainable Cities. The visual representation highlights a city's performance in each dimension and subdimension of the KPIs for SSC based on the inherited benchmark value of each indicator. This set of KPIs for SSC was developed to establish the criteria to evaluate ICTs' contributions in making cities smarter and more sustainable, and to provide cities with the means for self-assessments.

## Disclaimer

The views expressed in this publication are those of the authors and do not necessarily reflect the views of the contributing organizations.

Any references made to specific countries, companies, products, initiatives, policies, framework or guidelines do not in any way imply that they are endorsed or recommended by ITU, the authors, or any other organization that the authors are affiliated with, in preference to others of similar nature that are not mentioned.

This publication is intended for informational purposes only. The results and interim findings presented are a work in progress, as the KPIs (Recommendation ITU-T Y.4903/L.1603) implemented in the city during the first phase of the project are being refined to improve the applicability of these KPIs to all cities. The revision of the KPIs may alter their scope and definition as well as the required data collection process.

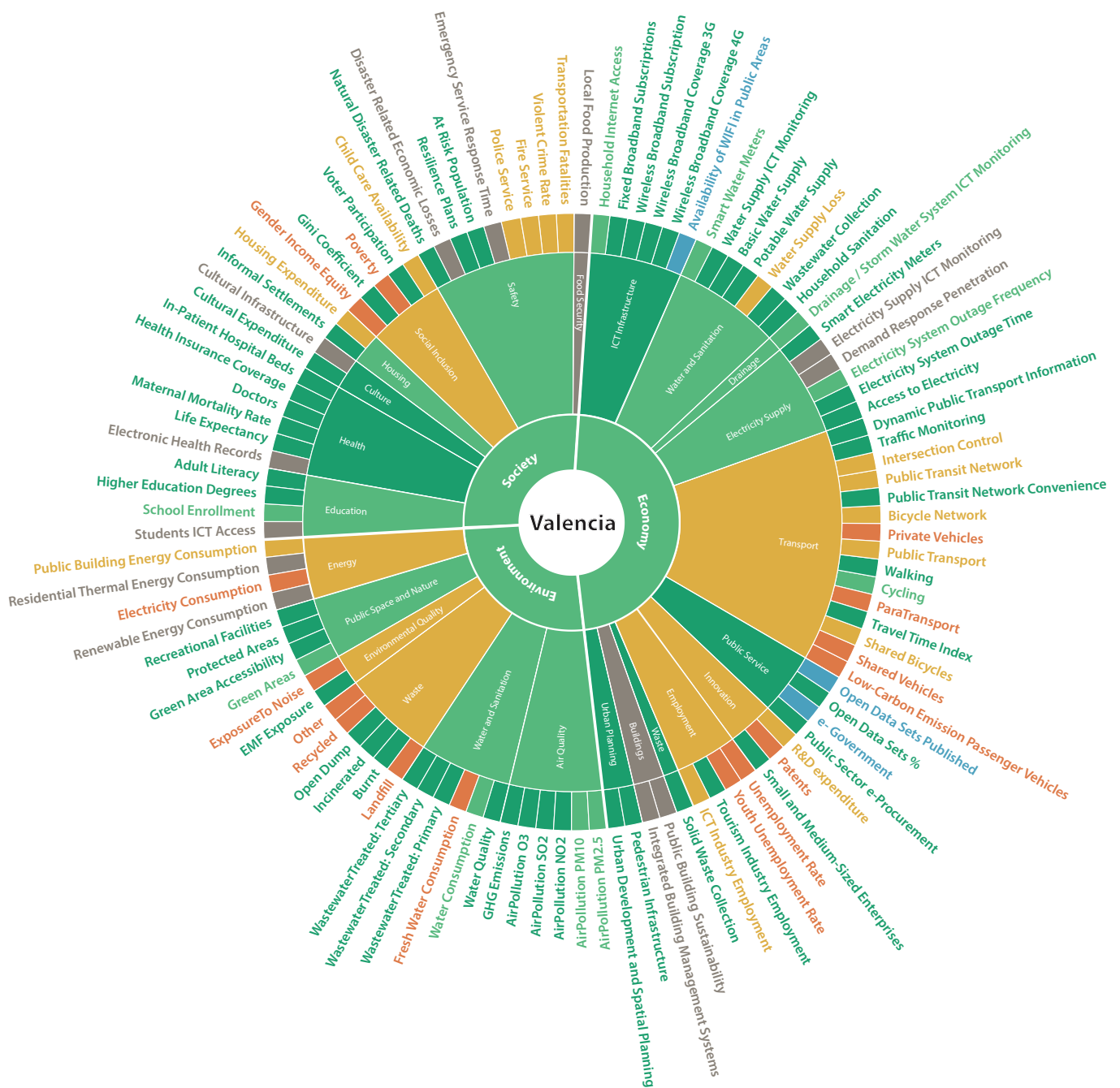
© ITU - All rights reserved. Requests to reproduce extracts of this publication may be submitted to [jur@itu.int](mailto:jur@itu.int).

# City Profile

Inhabitants <b>795 736</b>	City GDP <b>M € 18 272.15</b>	Inflation Rate <b>0.60 %</b>	Households <b>336 600</b>	Household Income <b>€ 29 986.64</b>
Area <b>138.35 km<sup>2</sup></b>				

## Performance to Benchmarks – Key Performance Indicators

Dimensions, Categories & KPIs




● 95%+ Target   
 ● 66-95% of Target   
 ● 33-66% of Target  
● Less than 33% of Target   
 ● No Data or No Target   
 ● Data Reported, No Targets Yet Available

Performance Benchmark Targets apply to all sections of the graphic.

# Performance to Benchmarks – Key Performance Indicators

## Sub Dimensions



### Economy



#### ICT

(ICT Infrastructure, Water and Sanitation, Drainage, Electricity Supply, Transport, Public Sector)



#### Productivity

(Innovation, Employment)



#### Infrastructure

(Water and Sanitation, Electricity Supply, Transport, Waste, Buildings, Urban Planning)



### Environment



#### Environment

(Air Quality, Water and Sanitation, Waste, Environmental Quality, Public Space and Nature, Energy)



#### Energy

(Energy)



### Society and Culture



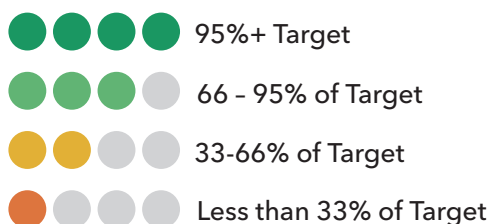
#### Education, Health and Culture

(Education, Health, Culture)



#### Safety, Housing and Social Inclusion

(Housing, Social Inclusion, Safety, Food Security)



For more information, please contact:  
[u4ssc@itu.int](mailto:u4ssc@itu.int)  
 Website: [itu.int/go/u4SSC](http://itu.int/go/u4SSC)



AJUNTAMENT DE VALÈNCIA

