

UN Sustainable Development Goals (SDGs)

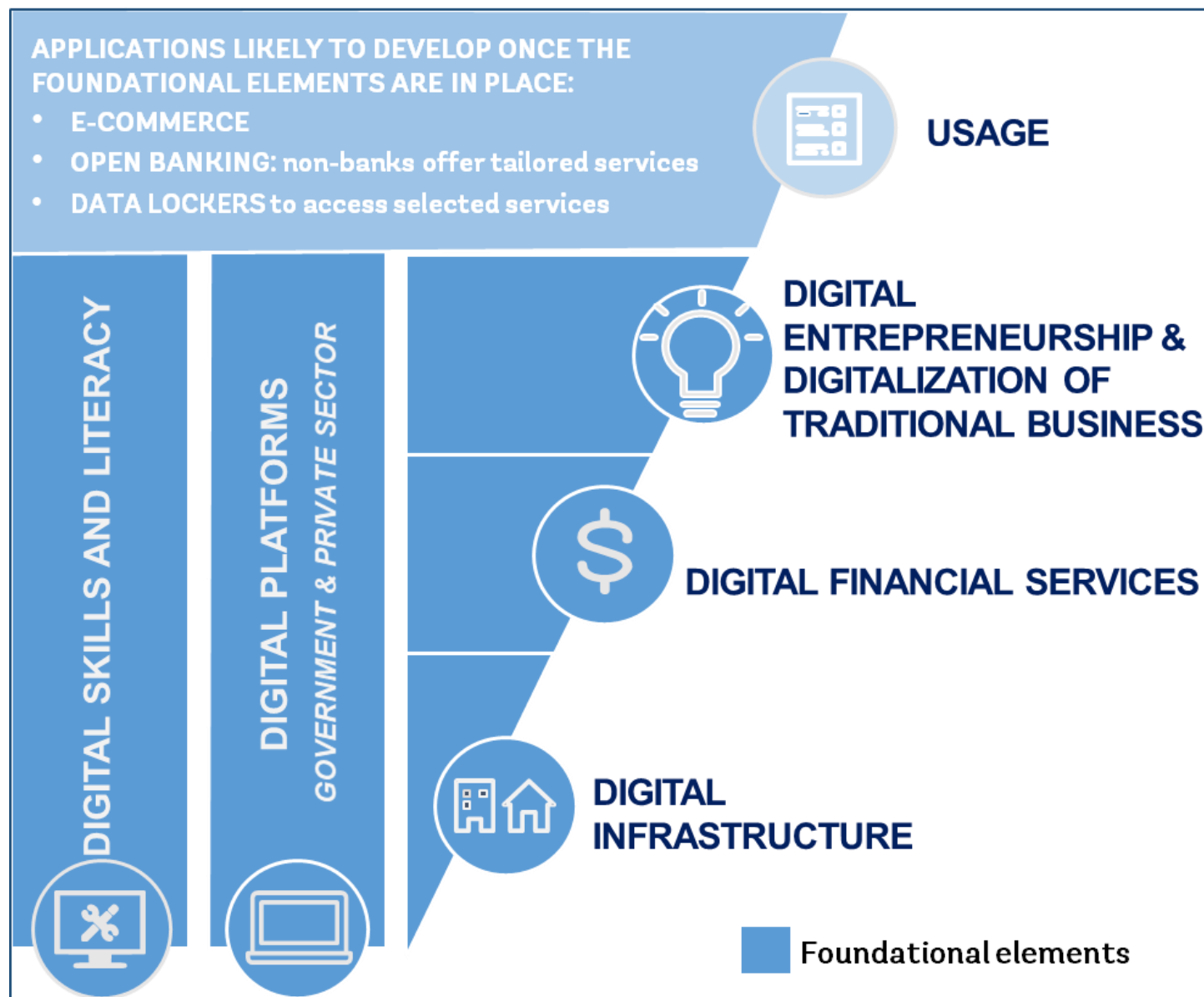
How the World Bank assists with data collection and implementation






WORLD BANK GROUP

Tim Kelly, World Bank
WTIS, Geneva, 10 Dec 2018

Digital Economy for All: Conceptual Framework



- **Digital Economy for All (DE4A)** conceptual framework has five pillars and a number of cross-cutting areas (eg gender, cybersecurity, competition policy, data protection)
- **Digital Economy Country Assessments (DECA)** currently underway in a number of countries (eg Ghana, Egypt, Kenya, Lesotho, Rwanda, RSA, Seychelles)
- **Digital lending programs** (eg Digital Malawi, Digital Tanzania)
- **Digital Moonshot for Africa** – goal for **Every African Individual, Business and Government to be Digitally Enabled by 2030**



World Development Report 2016: Digital Dividends

Information and Communications for Development Flagship

- Published every three years (latest edition Oct 2018; next 2021)
- Data-driven development report – Focus on how governments, firms and individuals can extract value from the data deluge and use it to advance development

Regional and country-level reports

- “Competing in the digital age” report on Russian Federation (Sept 18)
- “Malaysia’s Digital Economy”, (Sept 18)
- Broadband Networks in MNA; eTransform Africa; Digital Single Market in East Africa, etc
- Upcoming studies on Tanzania, Egypt, Peru etc

Thematic reports

- Innovative approaches to broadband deployment (Internet for all)
- ICTs for post-conflict reconstruction
- Upcoming DDP funded work on ECOWAS Regulatory Watch, Digital Business indicators, AI Governance, Digital Platforms etc

World Bank and the SDGs



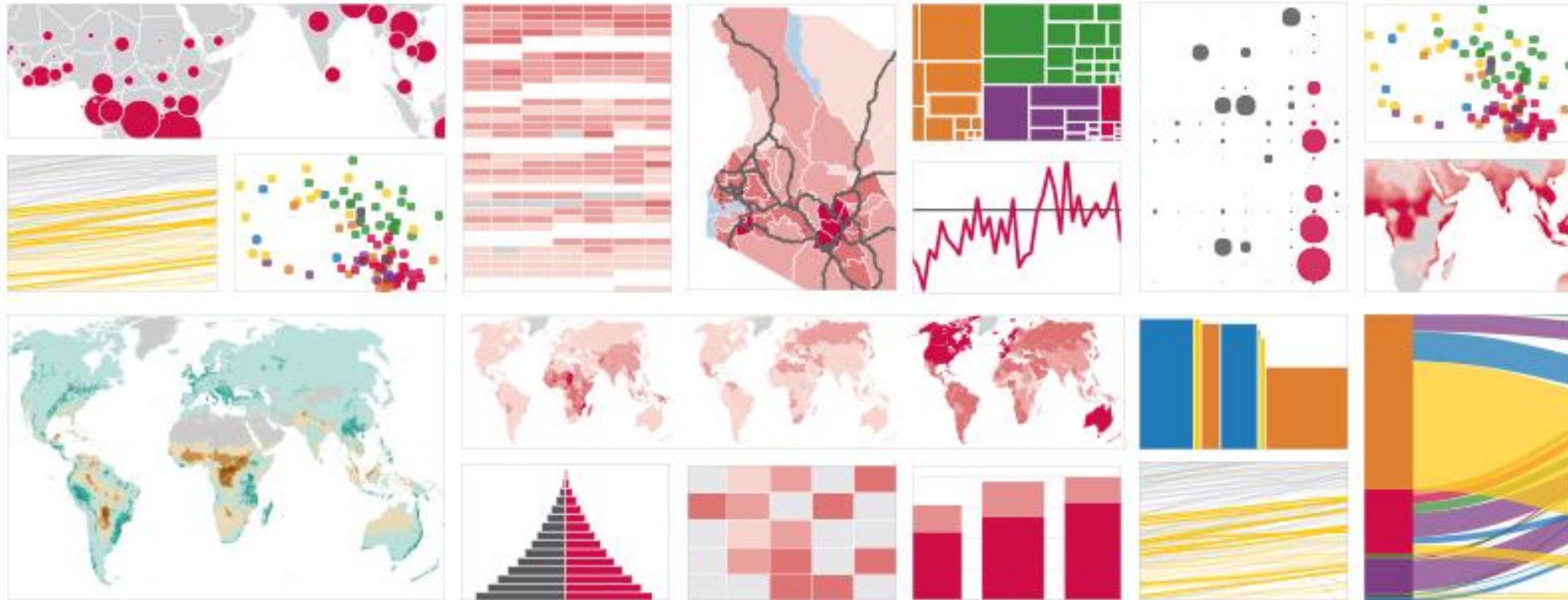
- Participates in the Inter-agency and Expert Group on SDG Indicators (IEAG-SDGs)
- Develops and contributes to the global indicator framework
- Contributes to capacity-building through the Trust Fund for Statistical Capacity Building and Innovation Fund
- Promotes Open Data

data.worldbank.org/sdgatlas

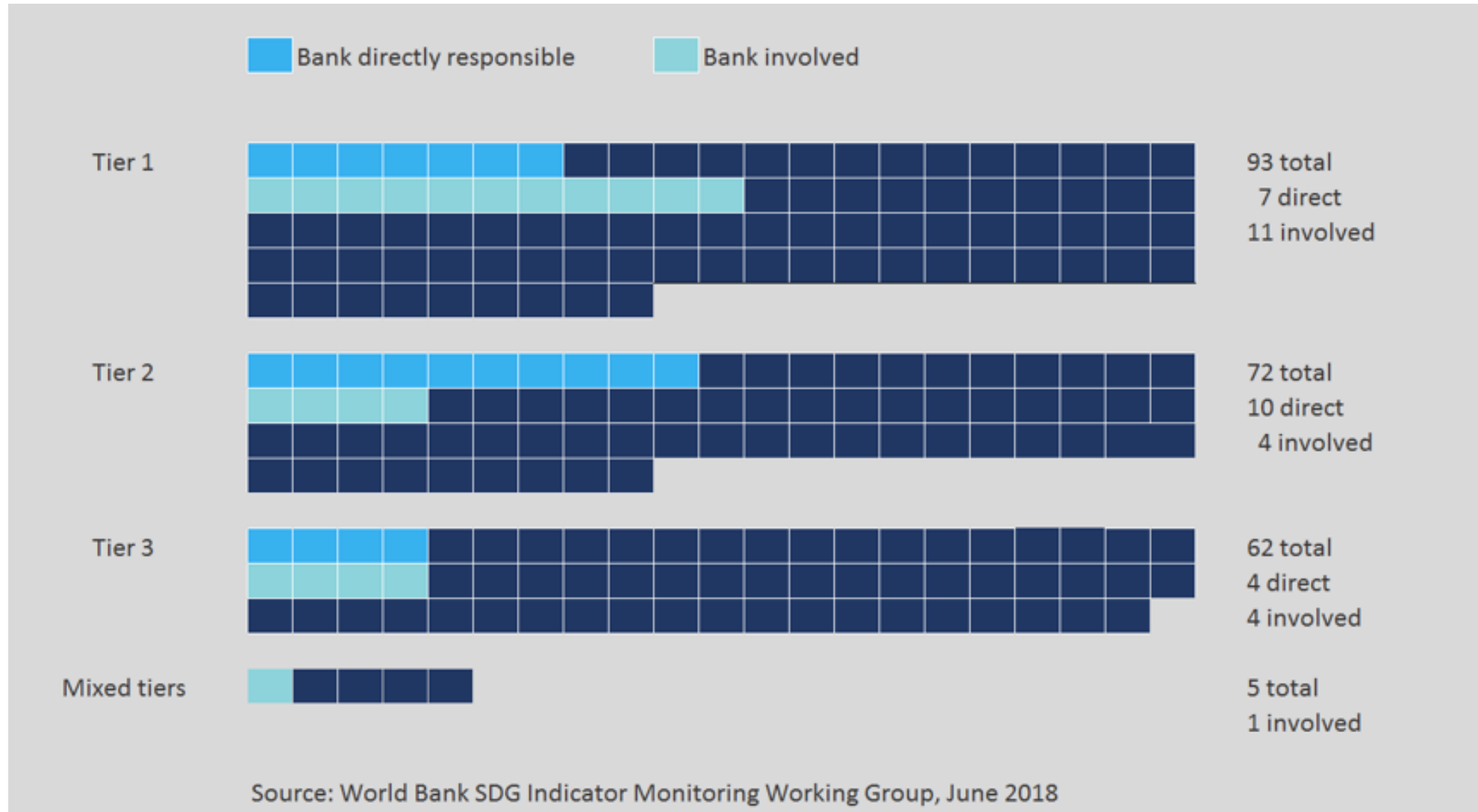


Atlas of Sustainable Development Goals

2018 From World Development Indicators



How is the WBG involved in SDG indicators?



Which SDG Indicators does the WBG help measure?



No	Indicator	Name	Bank Unit	Tier
1	1.1.1	\$1.90 poverty	Poverty/DEC	1
2	1.2.1	Monetary poverty, national	Poverty	2
3	1.2.2	Multidimensional poverty, national	Poverty/DEC	2
4	1.3.1	Social Protection Coverage	Social Protection	1
5	1.4.2	Land tenure security	DEC Agriculture	2
6	3.8.2	Universal Health Care	Health Nutrition Population & DECHD	2
7	5.1.1	Legal framework for Gender equality	DEC Indicator Group	2
8	7.1.1	Electricity access	Energy GP	1
9	8.10.2	Access to Finance	DEC Finance	1
10	9.1.1	Rural road access	Transport GP	3
11	9.3.2	Small-scale industries with loan / credit line	DEC Indicator Group	2
12	10.1.1	Growth of B40 vs average	Poverty GP	2
13	10.2.1	People under 50% median income	Poverty GP, DECDG	3
14	10.7.1	Recruitment costs	Social Protection	3
15	10.c.1	Remittance costs	Finance and Markets GP	2
16	16.5.2	Bribery	DEC Indicator Group	2
17	16.6.1	Actual versus approved budget	Governance GP	1
18	17.3.2	Remittance volume / total GDP	DEC Data Group	1
19	17.4.1	Debt service / exports of goods and services	DEC Data Group	1
20	17.13.1	Marcoeconomic Dashboard	DEC Data Group	3
21	17.17.1	Amount of Public Pvt Partnership	Pub. Priv Partnership	2



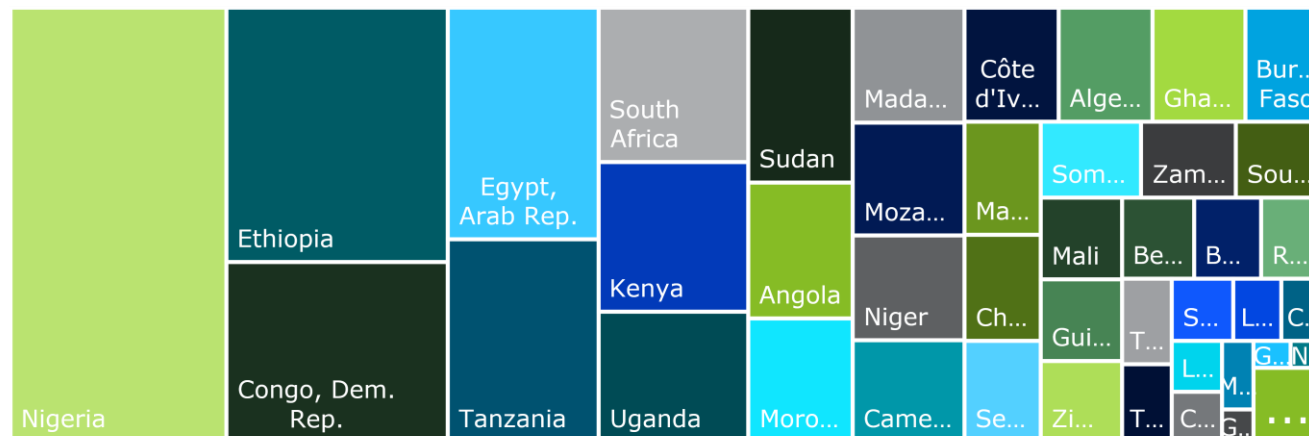
WBG initiatives on specific ICT-related SDGs (1)



Goal 9.c: Universal Affordable Broadband

- Digital Moonshot for Africa
- Digital Economy for All
- Lending programs
 - Regional: RCIP, WARCIP, CAP
 - Country: “Smart Villages Niger”, Digital Tanzania etc

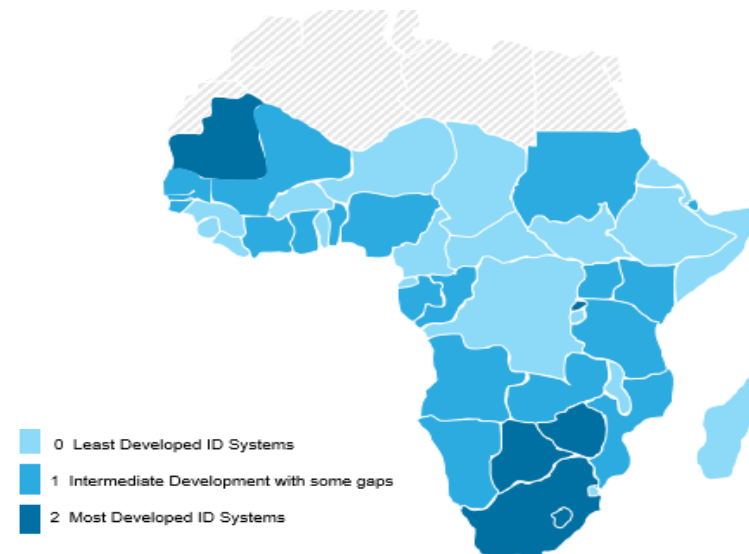
Individuals without mobile Internet broadband in **Sub Saharan Africa and North Africa**



Goal 16.9: Universal Legal Identity

- Digital ID for All program (ID4D)
- Analytical work -- 33 country assessments
- Lending programs
 - WURI (West Africa) and pipeline program in East Africa
 - Country programs in Nigeria, Somalia etc

Status of National ID Systems in Sub-Saharan Africa

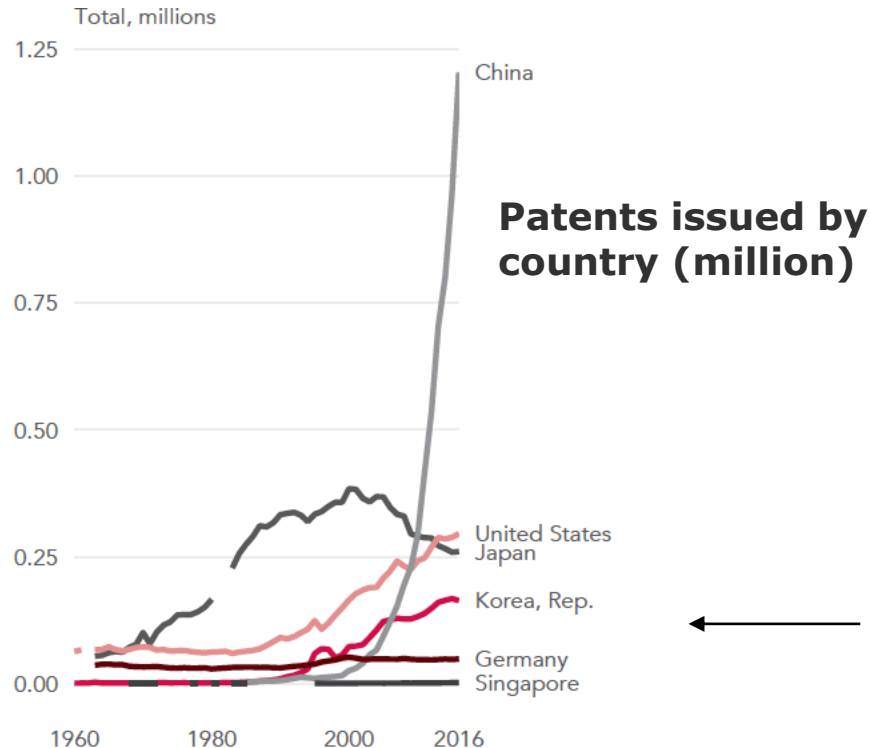


WBG initiatives on specific ICT-related SDGs (2)

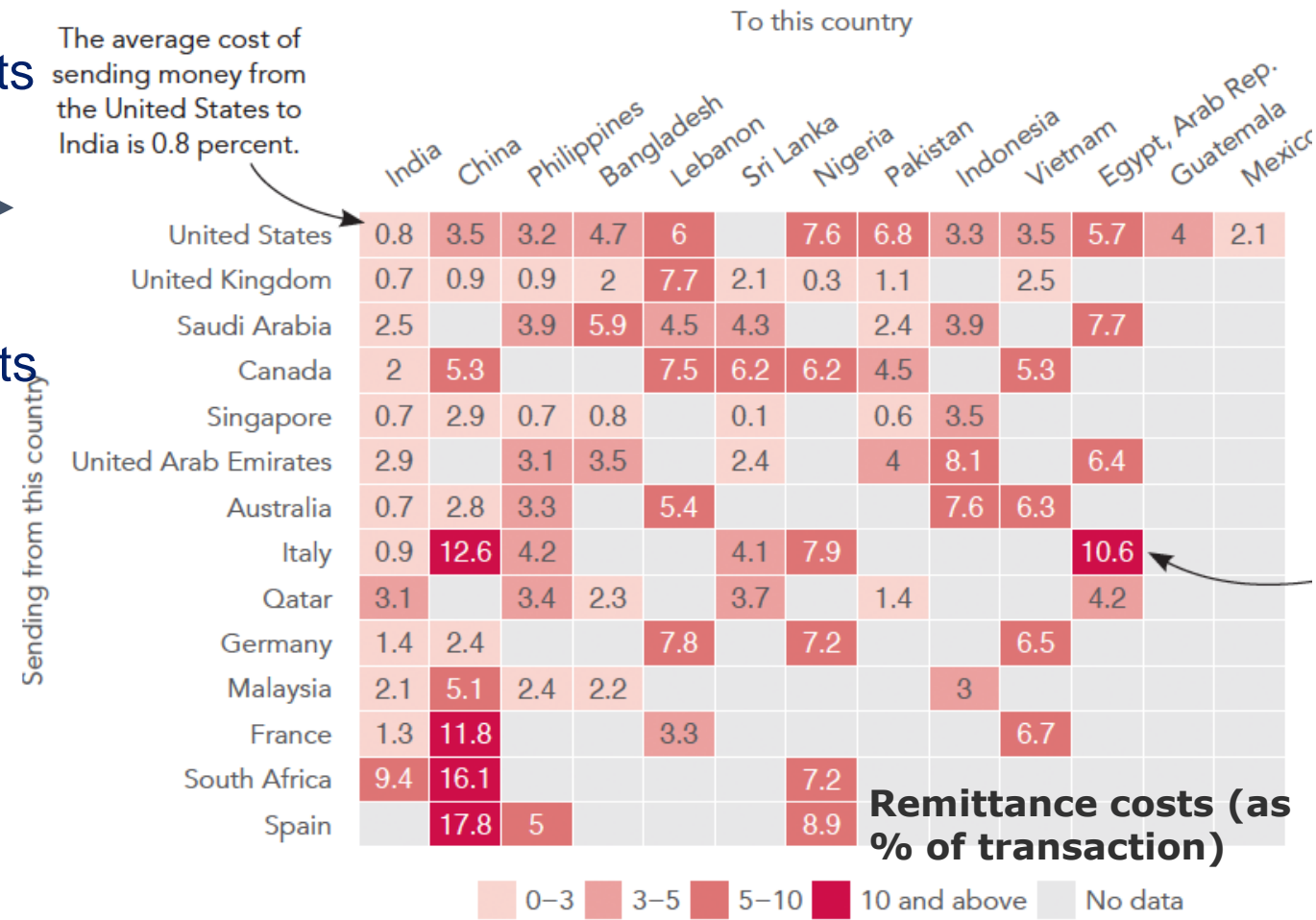


Goal 10.c: Reducing remittance costs

- Corridor-level research on remittance costs
- Country-level research on financial inclusion, through “Findex” survey
- National payments switch in Burundi
- Facilitating G2C mobile money payments in Somalia



The average cost of sending money from the United States to India is 0.8 percent.



Goal 9.5: Encouraging innovation and research

- Tech Hubs funded in Kenya, RSA, Senegal, Ghana etc
- Innovation Funds

Thank You

tkelly@worldbank.org