

**Korea Agency for Digital Opportunity and Promotion
(KADO)**

**Digital Opportunity Index Indicators
(DOI) in Perú**

Bertha U. Rodriguez Jara

National Institute of Statistics and Informatics



1 September 2006

Agenda

- ❖ Situation with regards to ICTS in Peru
- ❖ Concept of DOI
- ❖ Main DOI Indicators
 - ❖ Opportunity
 - ❖ Infrastructure
 - ❖ Utilization
- ❖ Results for Perú
- ❖ International Comparison
- ❖ Conclusions

Situation with regards to ICTS in Peru

- ❖ Peru began reforming its telecommunications sector in 1992, privatizing the state-owned ENTEL by Telefónica del Peru .
- ❖ OSIPTEL began collecting a 1 % levy charged on gross operating revenues of TCS companies in order to fund rural service, the amount of the tariff is unique within Departments, and the market has been opened gradually to competition.
- ❖ Telephony services were so expensive, then Peruvian congress tried to eliminate basic rent, however after some discussions Telefónica submitted one way of solution and this was approved.

Situation with regards to ICTS in Peru

Main plans submitted by Telefónica

Plans	Monthly Tariff	Free minutes	Cost per minute Normal time	Cost per Minute Reduc. time
Clasic Line	57.77	60	0.092	0.042
Plan 1	39.90	60	0.140	0.070
Plan 2	64.90	270	0.128	0.064
Plan 3	74.90	365	0.116	0.058
Plan 4	84.90	470	0.1006	0.053
Plan 5	94.90	580	0.092	0.042
Plan Low Consume	39.90	60	0.1398	0.0702

Source: Telefónica

Situation with regards to ICTS in Peru

Number of Public cabin

Year	Internet Public cabin	Telephony Public cabin
2001	1974	96036
2002	2904	113834
2003	10785	129416
2004	17629	139923
2005	33635	147746

Source: Telefónica S.A and others.

Concept of DOI

Digital Opportunity Index is a new indicator that measures mainly the level of access to ICT means in a country in a period of time.

It is a composite indicator and weight a combination of three important components.

Opportunity

Infrastructure

Utilization

Opportunity Indicators

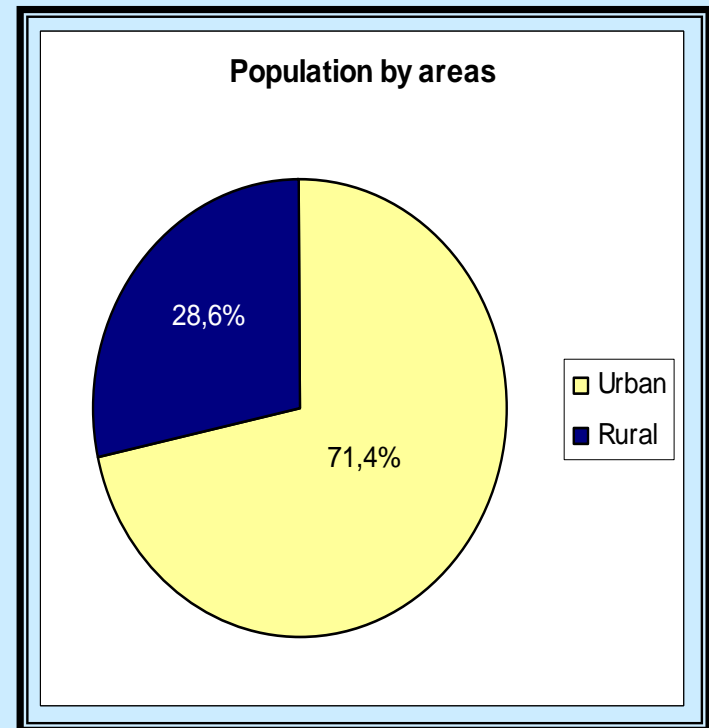
Percentage of population covered by mobile Cellular Telephony

Definition Percentage is a part considered in relation to a whole, in this case shows both sides who has access to the service and the lack of it.

Calculation method: Urban population is divided by the total population and multiplied by 100.

Data source: Censuses of Population and housing conducted in 2005 by National Institute of Statistics and Informatics.

Periodicity of Measurement: Annual



Opportunity Indicators

Internet access tariffs as a percentage of per capita income

Calculation Method : The amount of Internet access tariffs (20 hours per month) is divided by Gross Domestic Product (G.D.P) per capita monthly .

Data source: Tariffs comes from Administrative Records provided by Telefónica del Perú and G.D.P comes from National Institute of Statistics and Informatics- National Accounts Division.

Periodicity of Measurement: Annual

Example :

$$\text{Internet access tariff} = \frac{\$ 32.84}{\$ 179.16} \times 100 = 18.33$$

Opportunity Indicators

Mobile cellular tariffs as a percentage of per capita income

Calculation Method : The amount of mobile cellular pre-paid tariff basket low user is divided by Gross Domestic Product (G.D.P) per capita monthly .

Data source: Tariffs comes from Administrative Records provided by Telefónica del Perú and G.D.P comes from National Institute of Statistics and Informatics- National Accounts Division.

Periodicity of Measurement: Annual

Example :

$$\text{Mobile cellular tariff} = \frac{\$ 21.46}{\$ 179.16} \times 100 = 11.97$$

Infrastructure Indicators

Proportion of households with a fixed line Telephone ,

Refers to a proportion of the total number of households which have a fixed line at home in a Country.

Proportion of households with Internet access

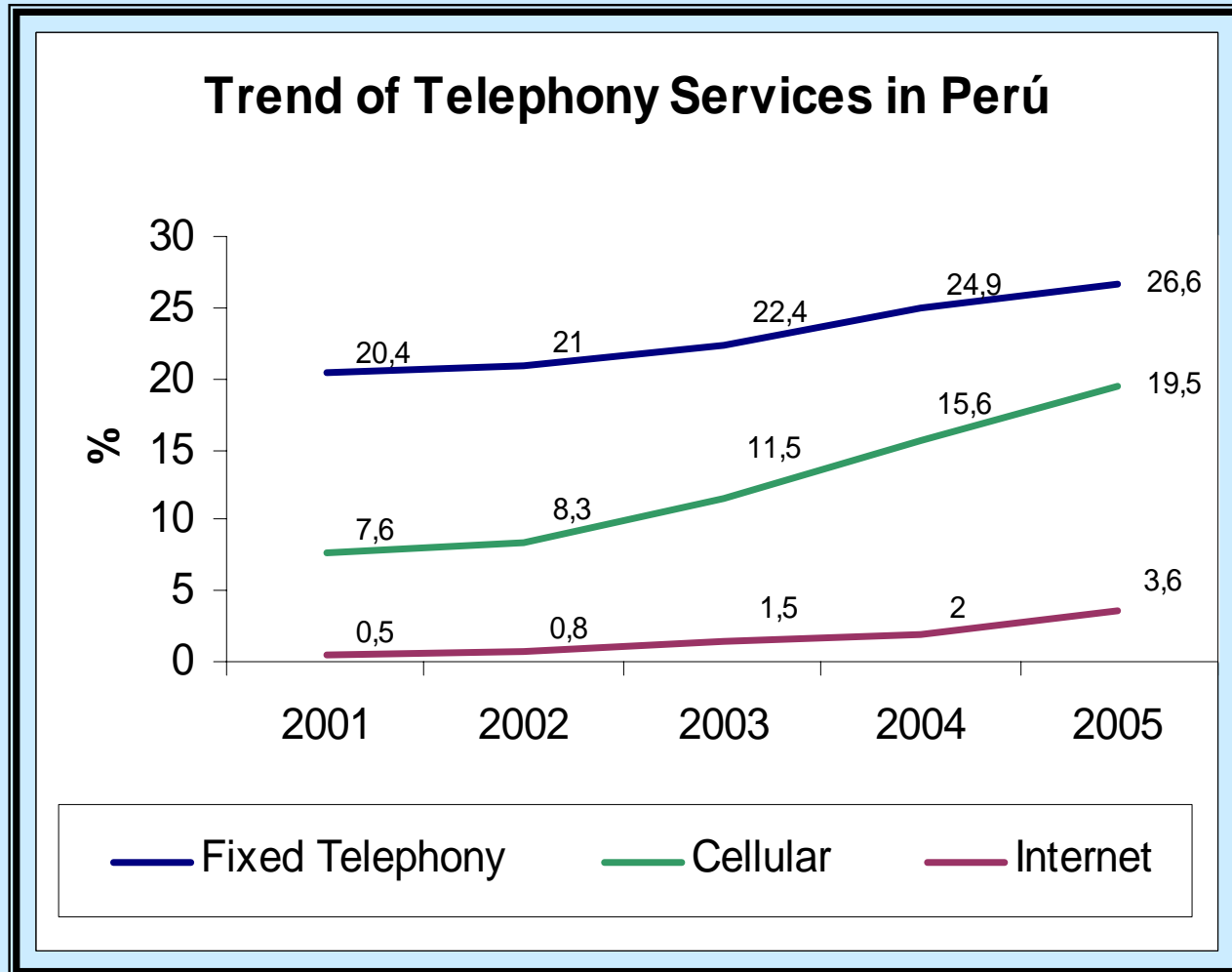
Refers to a proportion of the total number of households which have Internet access at home.

Data source: Data come from Peruvian National household Survey which is addressed to an important sample of 20000 households at national level.

Method of Computation: In household survey scientific techniques of random sampling are used, also they are used technical conventional of imputation for the case of covering the necessary lack of non answer and the expansion factors are derived for statistical methods .

Periodicity of Measurement: Annual

Infrastructure Indicators



Source: National Household Survey

Infrastructure Indicators by region

Proportion of Households with telephony services by region, 2001-2005
(% of the total households by region)

Access to the telephony services	2001	2002	2003	2004	2005
Total country					
With telephony services					
Fixed telephony	20,4	21,0	22,4	24,9	26,6
Cellular	7,6	8,3	11,5	15,6	19,5
Internet	0,5	0,8	1,5	2,0	3,6
Without telephony	75,6	74,6	72,4	67,9	64,3
Area of residence					
With telephony services					
Urban (Include Lima Metropolitana)					
Fixed telephony	31,1	31,9	34,3	38,2	40,8
Cellular	11,3	12,4	17,3	23,3	29,2
Internet	0,7	1,3	2,2	3,0	5,5
Without telephony	63,2	61,6	58,1	51,5	46,4
Urban (Exclude Lima Metropolitana)					
Fixed telephony	20,3	21,6	23,1	25,8	26,9
Cellular	6,0	7,9	10,6	14,9	21,2
Internet	0,2	0,5	0,4	0,8	1,7
Without telephony	75,6	72,9	70,1	64,4	60,0
Rural					
Fixed telephony	0,3	0,4	0,2	0,5	0,5
Cellular	0,7	0,5	0,6	1,6	1,7
Internet	-	-	-	-	-
Without telephony	99,0	99,0	99,2	98,0	97,5

Source: INEI. National households Survey.

Infrastructure Indicators

Mobile Cellular subscribers per 100 inhabitants

Definition: refers to users of cellular mobile who subscribe to operators which provides access to cellular technology.

Data source: Data come from Administrative records compiled by OSSIPTEL , national regulatory authority or telecommunication operators and tend to be timely and complete.

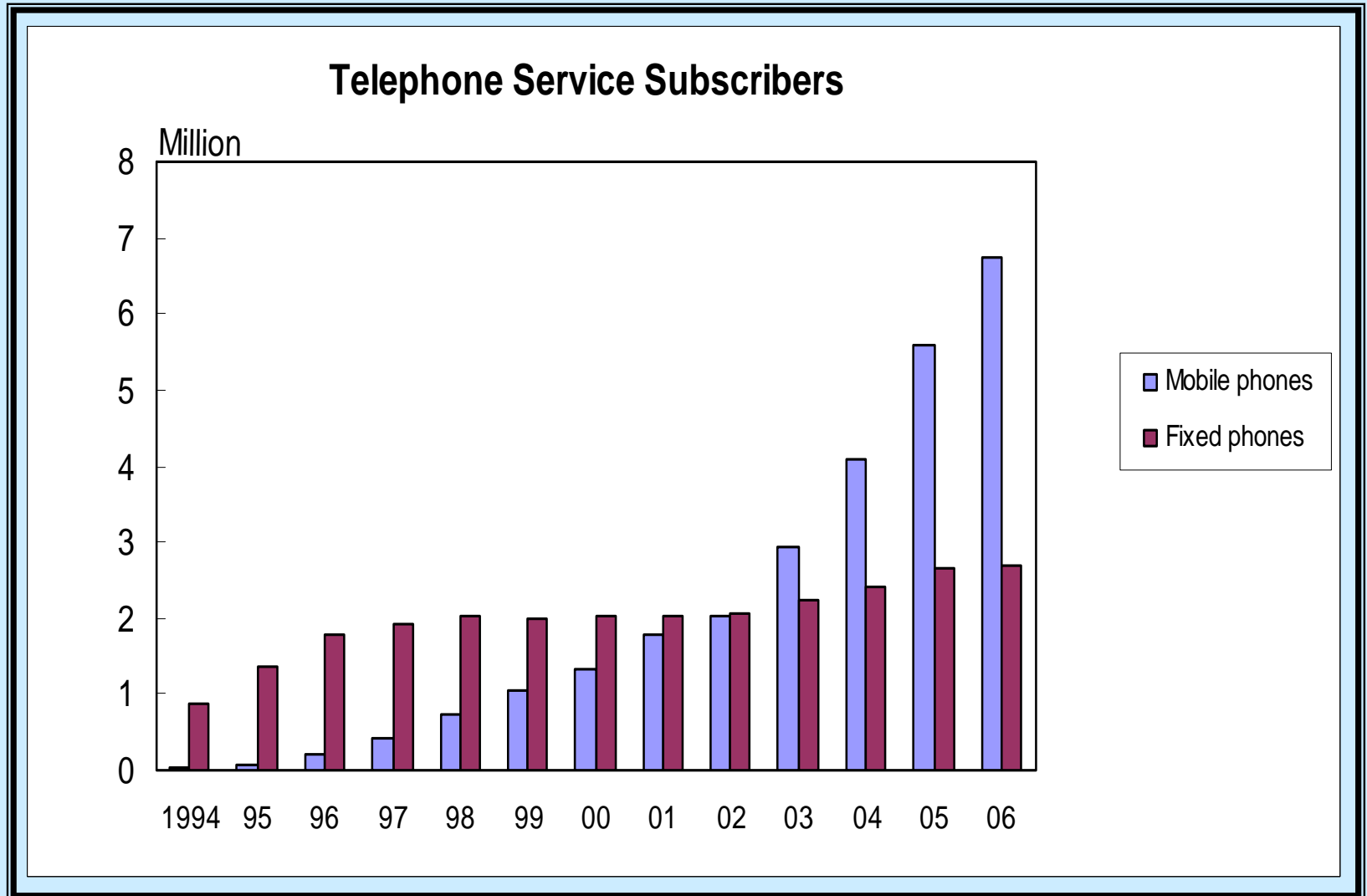
Method of Computation: Total mobile cellular subscribers are divided by the Population and multiplied by 100.

Periodicity of Measurement: Annual

Mobile Internet subscribers per 100 inhabitants

Definition: refers to users of cellular mobile who subscribe to operators which provides access to cellular technology.

Trend of mobile Cellular subscribers



Infrastructure Indicators

Proportion of household with a computer

Definition: By definition personal computer (PCs) are computers designed to be operated by a single user at a time.

Data source: The Census of Resources Informatics was conducted at National level, after that sales data on PCs imports data are used.

Method of Computation: The total number of PCs in a country is divided by the population and multiplied by 100.

Periodicity of Measurement: Annual



Utilization Indicators

Internet users per 100 inhabitants

Definition: The Internet is a linked global network of computers in which users at one computer, if they have permission, get information from other computers in the network.

Data source: responses to an annual questionnaire that International Telecommunication Union (ITU) sends to telecommunication agencies.

Method of Computation: the total number of Internet users is divided by population and multiplied by 100

Periodicity of Measurement: Annual



Utilization Indicators

Percentage of fixed broadband in fixed Internet subscribers

Definition: refer to the number of subscribers to fixed broadband access, the service should offers speeds of at least 256 kbit/s in at least one direction.

Data source: Data come from Administrative records provided by OSSIPTEL.

Method of Computation: Total broadband Internet subscribers (fixed) divided by the number of Internet subscribers and multiplied by 100.

Periodicity of Measurement: Annual

Percentage of mobile broadband in fixed Internet subscribers

Results for Peru

Digital Opportunity Index (DOI) for Peru in 2004

Components	2004
Opportunity	0,86
Percentage of population covered by mobile cellular telephony	0,80
Internet access tariffs as a percentage of per capita income	0,89
Mobile cellular tariffs as a percentage of per capita income	0,89
Infrastructure	0,11
Proportion of households with a fixed line telephone	0,25
Mobile cellular subscribers per 100 inhabitants	0,15
Proportion of households with internet access at home	0,06
(Mobile) Internet subscribers per 100 inhabitants	0,01
Proportion of households with a computer	0,07
Usage	0,21
Number of individuals that used the Internet	0,12
Ratio of broadband in fixed Internet subscribers	0,51
Ratio of broadband in mobile Internet subscribers	
DOI	0,39

Source: ITU/KADO

International Comparison

Rank in Latin America and World 2004/2005

Latin America Rank	Country	Opportunity	Infrastructure	Utilization	Digital Opportunity Index	World Rank
	Latin America	0,89	0,19	0,13	0,40	
5	Chile	0,96	0,31	0,29	0,52	40
6	Argentina	0,96	0,30	0,15	0,47	51
13	Uruguay	0,96	0,24	0,09	0,43	64
16	Venezuela	0,93	0,18	0,18	0,43	67
19	Brasil	0,87	0,24	0,16	0,42	71
20	Peru	0,86	0,10	0,21	0,39	85
25	Ecuador	0,89	0,16	0,02	0,36	100
28	Bolivia	0,79	0,11	0,01	0,30	113
29	Paraguay	0,80	0,09	0,02	0,30	114

Source: ITU

Conclusions

- ❖ **There is a big gap between access to ICT means between rural and Urban area within the Country.**
- ❖ **The level of indicators is low with regard to the goals established especially in Internet access at home service.**
- ❖ **Methods of computation show some limitations.**
- ❖ **A good application of DOI could help to get better education by making books available on line and can make government more transparent reducing corruption.**



**If you truly love Nature,
you will find beauty
everywhere.**

Vincent Van Gogh

