

International Telecommunication Union

ITU-T

G.8113.1/Y.1372.1

TELECOMMUNICATION
STANDARDIZATION SECTOR
OF ITU

Amendment 1
(08/2013)

SERIES G: TRANSMISSION SYSTEMS AND MEDIA,
DIGITAL SYSTEMS AND NETWORKS

Packet over Transport aspects – MPLS over Transport
aspects

SERIES Y: GLOBAL INFORMATION
INFRASTRUCTURE, INTERNET PROTOCOL ASPECTS
AND NEXT-GENERATION NETWORKS

Internet protocol aspects – Transport

Operations, administration and maintenance
mechanism for MPLS-TP in packet transport
networks

Amendment 1

Recommendation ITU-T G.8113.1/Y.1372.1 (2012) –
Amendment 1



ITU-T G-SERIES RECOMMENDATIONS

TRANSMISSION SYSTEMS AND MEDIA, DIGITAL SYSTEMS AND NETWORKS

INTERNATIONAL TELEPHONE CONNECTIONS AND CIRCUITS	G.100–G.199
GENERAL CHARACTERISTICS COMMON TO ALL ANALOGUE CARRIER-TRANSMISSION SYSTEMS	G.200–G.299
INDIVIDUAL CHARACTERISTICS OF INTERNATIONAL CARRIER TELEPHONE SYSTEMS ON METALLIC LINES	G.300–G.399
GENERAL CHARACTERISTICS OF INTERNATIONAL CARRIER TELEPHONE SYSTEMS ON RADIO-RELAY OR SATELLITE LINKS AND INTERCONNECTION WITH METALLIC LINES	G.400–G.449
COORDINATION OF RADIOTELEPHONY AND LINE TELEPHONY	G.450–G.499
TRANSMISSION MEDIA AND OPTICAL SYSTEMS CHARACTERISTICS	G.600–G.699
DIGITAL TERMINAL EQUIPMENTS	G.700–G.799
DIGITAL NETWORKS	G.800–G.899
DIGITAL SECTIONS AND DIGITAL LINE SYSTEM	G.900–G.999
MULTIMEDIA QUALITY OF SERVICE AND PERFORMANCE – GENERIC AND USER-RELATED ASPECTS	G.1000–G.1999
TRANSMISSION MEDIA CHARACTERISTICS	G.6000–G.6999
DATA OVER TRANSPORT – GENERIC ASPECTS	G.7000–G.7999
PACKET OVER TRANSPORT ASPECTS	G.8000–G.8999
Ethernet over Transport aspects	G.8000–G.8099
MPLS over Transport aspects	G.8100–G.8199
Quality and availability targets	G.8200–G.8299
Service Management	G.8600–G.8699
ACCESS NETWORKS	G.9000–G.9999

For further details, please refer to the list of ITU-T Recommendations.

Recommendation ITU-T G.8113.1/Y.1372.1

Operations, administration and maintenance mechanism for MPLS-TP in packet transport networks

Amendment 1

Summary

Amendment 1 to Recommendation ITU-T G.8113.1/Y.1372.1 (2012) updates the abbreviations, acronyms and references, adds text for a route tracing function in clause 7, and adds a new clause 10 on security. The global uniqueness consideration of IDs and the usage of GAL for PW are clarified, respectively, in clauses 8 and 7.

History

Edition	Recommendation	Approval	Study Group	Unique ID*
1.0	ITU-T G.8113.1/Y.1372.1	2012-11-20	15	11.1002/1000/11323
1.1	ITU-T G.8113.1/Y.1372.1 (2012) Amd. 1	2013-08-29	15	11.1002/1000/12032

* To access the Recommendation, type the URL <http://handle.itu.int/> in the address field of your web browser, followed by the Recommendation's unique ID. For example, <http://handle.itu.int/11.1002/1000/11830-en>.

FOREWORD

The International Telecommunication Union (ITU) is the United Nations specialized agency in the field of telecommunications, information and communication technologies (ICTs). The ITU Telecommunication Standardization Sector (ITU-T) is a permanent organ of ITU. ITU-T is responsible for studying technical, operating and tariff questions and issuing Recommendations on them with a view to standardizing telecommunications on a worldwide basis.

The World Telecommunication Standardization Assembly (WTSA), which meets every four years, establishes the topics for study by the ITU-T study groups which, in turn, produce Recommendations on these topics.

The approval of ITU-T Recommendations is covered by the procedure laid down in WTSA Resolution 1.

In some areas of information technology which fall within ITU-T's purview, the necessary standards are prepared on a collaborative basis with ISO and IEC.

NOTE

In this Recommendation, the expression "Administration" is used for conciseness to indicate both a telecommunication administration and a recognized operating agency.

Compliance with this Recommendation is voluntary. However, the Recommendation may contain certain mandatory provisions (to ensure, e.g., interoperability or applicability) and compliance with the Recommendation is achieved when all of these mandatory provisions are met. The words "shall" or some other obligatory language such as "must" and the negative equivalents are used to express requirements. The use of such words does not suggest that compliance with the Recommendation is required of any party.

INTELLECTUAL PROPERTY RIGHTS

ITU draws attention to the possibility that the practice or implementation of this Recommendation may involve the use of a claimed Intellectual Property Right. ITU takes no position concerning the evidence, validity or applicability of claimed Intellectual Property Rights, whether asserted by ITU members or others outside of the Recommendation development process.

As of the date of approval of this Recommendation, ITU had not received notice of intellectual property, protected by patents, which may be required to implement this Recommendation. However, implementers are cautioned that this may not represent the latest information and are therefore strongly urged to consult the TSB patent database at <http://www.itu.int/ITU-T/ipr/>.

© ITU 2014

All rights reserved. No part of this publication may be reproduced, by any means whatsoever, without the prior written permission of ITU.

Table of Contents

	Page
1) Clause 2, References.....	1
2) Add the specification of "Route Tracing" in clause 7	1
2.1) Table 7-1.....	1
2.2) Clause 7.2.1.2.3	2
3) Clause 8.2	2
4) Bibliography	5
5) Clause 10, Security	6
6) Usage of GAL for PW – Modify the text in clause 7.1.2	6
7) Update abbreviations and acronyms.....	7
7.1) Clause 4	7
7.2) Figure I.1	7

Recommendation ITU-T G.8113.1/Y.1372.1

Operations, administration and maintenance mechanism for MPLS-TP in packet transport networks

Amendment 1

1) Clause 2, References

Add the following reference

[ISO 3166-1] ISO 3166-1:2013 alpha-2, *Codes for the representation of names of countries and their subdivisions – Part 1: Country codes.*

2) Add the specification of "Route Tracing" in clause 7

2.1) Table 7-1

Add the on demand "Route Tracing" OAM item in Table 7-1: OAM functions.

7.2 OAM functions specification

Table 7-1 – OAM functions

Application	OAM function	
Fault Management	Pro-active	Continuity check and connectivity verification (CC/CV)
		Remote defect indication (RDI)
		Alarm indication signal (AIS)
		Client signal fail (CSF) ⁴
	On-demand	Connectivity verification (CV)
		<u>Route tracing (RT)</u>
		Diagnostic test (DT)
		Locked signal (LCK) ⁵
Performance Management	Pro-active	Loss measurement (LM)
		Delay measurement (DM)
	On-demand	Loss measurement (LM)
		Delay measurement (DM)
Other Applications	Automatic protection switching (APS)	
	Management communication channel/Signalling communication channel (MCC/SCC)	
	Vendor-specific (VS)	
	Experimental (EXP)	

⁴ Client Signal Fail (CSF) is called Client Failure Indication (CFI) in [IETF RFC 5860].

⁵ Locked Signal (LCK) is called Lock Reporting in [IETF RFC 5860].

2.2) Clause 7.2.1.2.3

Add a new clause to specify "Route tracing" in clause 7.2.1.2.

7.2.1.2 On-demand OAM functions for fault management

...

7.2.1.2.3 Route tracing

Route tracing (RT) enables a MEP to discover the ordered sequence of MIPs (if any) and MEP(s) within a MEG.

The Route tracing (RT) OAM function can be implemented using the LBM OAM PDU with the "Discovery ingress/node MEP/MIP" and/or the "Discovery egress MEP/MIP" TLVs in the target MEP/MIP ID TLV which are defined in clause 8.2.2. However detailed procedures for implementing the RT OAM function are for further study in this version of the Recommendation.

3) Clause 8.2

Add the globally uniqueness consideration of IDs used in ITU-T G.8113.1.

8.2 OAM PDU formats based on [ITU-T G.8013]

Insert a new paragraph after the first:

...

This clause describes the use of the CC and ICC based MIP and MEP identifiers. MPLS-TP also supports IP-based formats for MIP and MEP identifiers⁶. The possible mixing of CC and ICC based formats and IP based formats within an operator domain is for further study. The encoding of the IP-based formats is also for further study.

...

8.2.1 Continuity check message (CCM)

...

In order to perform pro-active connectivity verification, the CCM packet contains a globally unique identifier of the source MEP, which is the combination of a globally unique MEG ID with a MEP ID that is unique within the scope of the maintenance entity group.

The generic format for MEG ID is defined in Figure A.1 of [ITU-T G.8013]. Different formats of MEG ID are allowed: the MEG ID format type is identified by the MEG ID Format field.

The formats of both the ICC-based MEG ID, and the CC- and ICC-based global MEG ID are is defined in Annex A of [ITU-T G.8013]. Both of these This-formats isare applicable to MPLS-TP Sections, LSPs and PWs. If a globally unique MEG ID is required the CC- and ICC-based MEG ID must be used.

~~MPLS-TP supports also IP-based format for MEG ID. These formats are outside the scope of this version of the Recommendation.⁶~~

⁶ The semantics for IP-based identifiers for MIP and MEP are defined in [b-IETF RFC 6370].

~~⁶ The IP-based format for MEG ID is under definition in IETF: see [b-IETF tp id].~~

...

8.2.2.1 Target and replying MEP/MIP ID TLVs

The format of the target and replying MEP/MIP ID TLVs are shown in Figures 8-6 and 8-7.

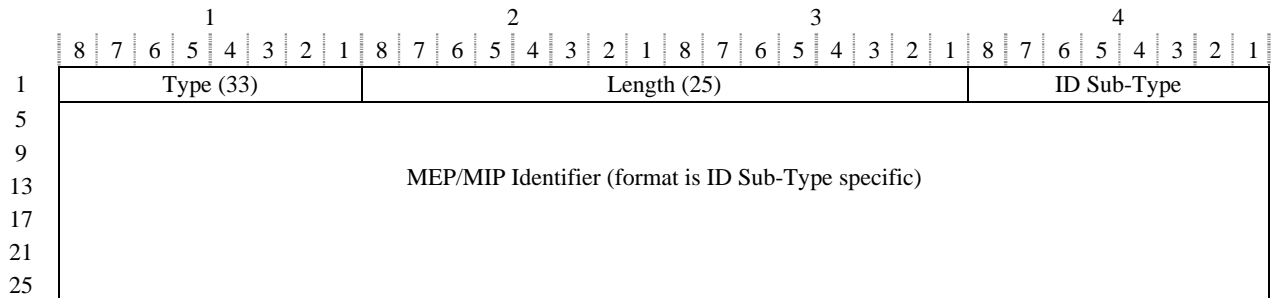


Figure 8-6 – Target MEP/MIP ID TLV format

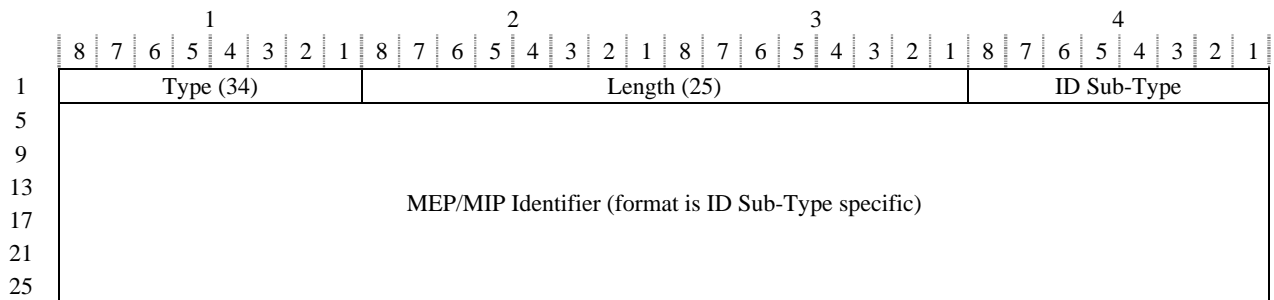


Figure 8-7 – Replying MEP/MIP ID TLV format

Different formats of MEP/MIP identifiers can be defined: the format type is described by the MEP/MIP ID sub-type field (see Table 8-4).

Table 8-4 – MEP/MIP identifier sub-type values

ID Sub-Type	MEP/MIP identifier name	MEP/MIP identifier length
0x00	Discovery ingress/node MEP/MIP	0
0x01	Discovery egress MEP/MIP	0
0x02	ICC-based-MEP ID	2 bytes
0x03	ICC-based-MIP ID	16 bytes
0x04-0xFF	Reserved	

The "Discovery ingress/node MEP/MIP" and the "Discovery egress MEP/MIP" identifiers can only be used within the LBM PDU (and cannot appear in an LBR PDU) for discovering the identifiers of the MEPs or of the MIPs located at a given TTL distance from the MEP originating the LBM PDU.

The format of the Target MEP/MIP ID TLV carrying a "Discovery ingress/node MEP/MIP" is shown in Figure 8-8.

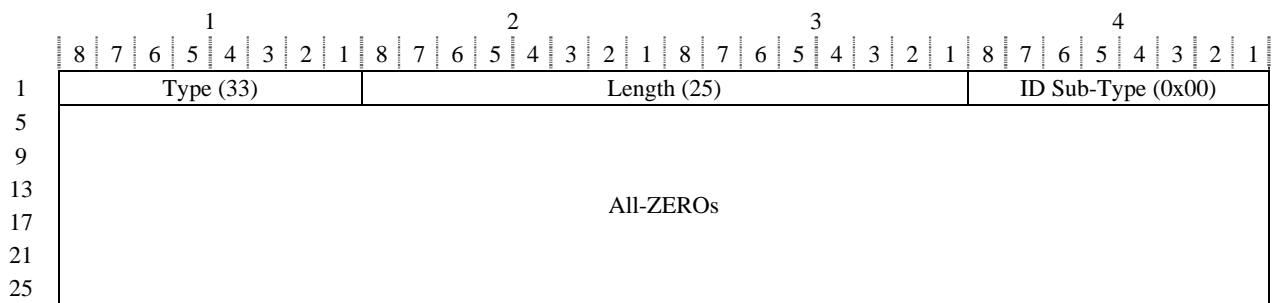


Figure 8-8 – Target MEP/MIP ID TLV format for (Discovery ingress/node MEP/MIP)

The format of the Target MEP/MIP ID TLV carrying a "Discovery egress MEP/MIP" is shown in Figure 8-9.

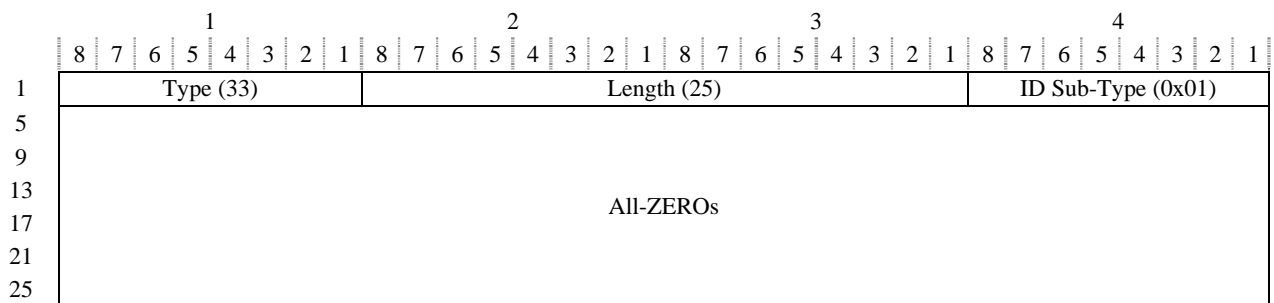


Figure 8-9 – Target MEP/MIP ID TLV format for (Discovery egress MEP/MIP)

The format of the target or replying MEP/MIP ID TLV carrying an "ICC-based MEP ID" is shown in Figure 8-10.

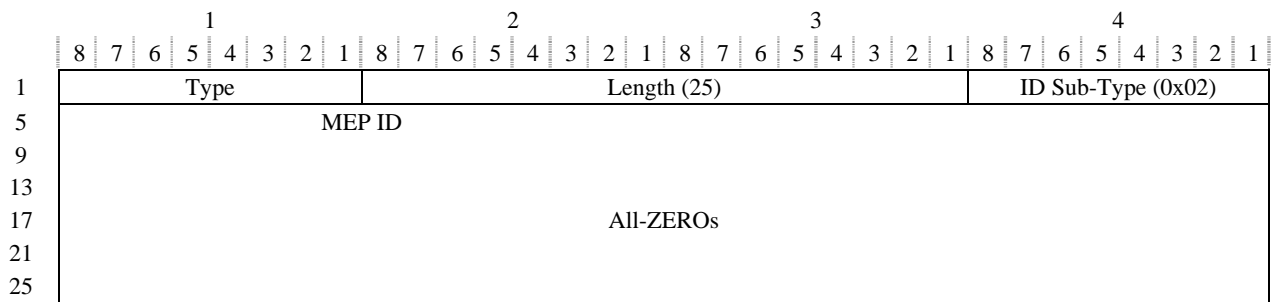


Figure 8-10 – Target or replying MEP/MIP ID TLV format for (ICC-based MEP ID)

The MEP ID is a 16-bit integer value identifying the transmitting MEP within the MEG.

The format of the target or replying MEP/MIP ID TLV carrying an "ICC-based MIP ID" is shown in Figure 8-11.

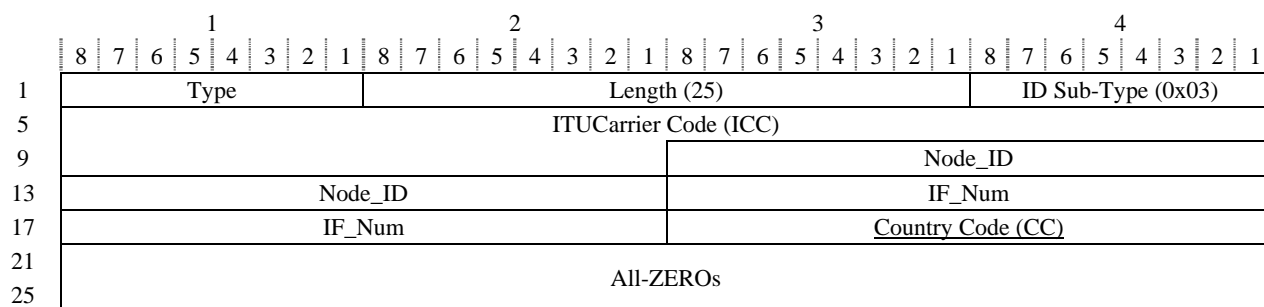


Figure 8-11 – Target or replying MEP/MIP ID TLV format for (ICC-based-MIP ID)

The ITU-T Carrier Code (ICC) is a code assigned to a network operator/service provider and maintained by the ITU-T Telecommunication Standardization Bureau (TSB) as per [ITU-T M.1400]. The ITU field in Figure 8-11 consists of between 1 and 6 left-justified characters with trailing NULLs completing the ICC field.

For backward compatibility, in cases where global uniqueness is not required, the CC field may be All ZEROs.

The Node_ID is a numeric identifier of the node where the MIP is located. Its assignment is a matter for the organization to which the ICC has been assigned, provided that uniqueness within that organization is guaranteed.

The IF_Num is a numeric identifier of the access point (AP) toward the server layer trail, which can be either an MPLS-TP or a non-MPLS-TP server layer, where a per-interface MIP is located. Its assignment is a matter for the node the MIP is located, provided that uniqueness within that node is guaranteed. Note that the value 0 for IF_Num is reserved to identify per-node MIPs.

~~MPLS-TP supports also IP-based format for MIP and MEP identifiers. These formats are outside the scope of this version of the Recommendation.⁷~~

The Country Code (alpha-2) is a string of 2 alphabetic characters represented with upper case letters (i.e., A-Z). The Country Code format is defined in [ISO 3166-1].

8.2.2.2 Requesting MEP ID TLV

...

~~The MEP ID and MEG ID carry the globally unique MEP ID as defined in clause 8.2.1.~~

The globally unique identifier for a MEP can be provided by the combination of a globally unique MEG ID with a MEP ID as defined in clause 8.2.1.

4) Bibliography

Replace

[b-IETF tp-id] IETF draft-ietf-mpls-tp-identifiers-04 (2013), *MPLS-TP Identifiers following ITU-T Conventions*.
<http://tools.ietf.org/html/draft-ietf-mpls-tp-itu-t-identifiers-04>

with

[b-IETF RFC 6370] IETF RFC 6370 (2011), *MPLS-TP Identifiers*.

⁷ ~~The IP-based format for MIP and MEP identifiers are under definition in IETF: see [b-IETF tp-id]~~

Add the following bibliographic entry:

[b-IETF RFC 6423] IETF RFC 6423 (2011), *Using the Generic Associated Channel Label for Pseudowire in the MPLS Transport Profile (MPLS-TP)*.

5) Clause 10, Security

Add a new clause 10 to describe security considerations.

10 Security

According to clause 6.3 of this Recommendation packets originating outside the MEG are encapsulated by the MEP at the ingress and transported transparently through the MEG. This encapsulation significantly reduces the risk of an attack from outside the MEG. The MEP at the egress also prevents OAM packets from leaving a MEG.

The use of the CV tool improves network integrity by ensuring traffic is not misconnected or mismerged between LSPs. The expected MEP ID is provisioned at the sink MEP. This allows the received MEP ID to be verified with a high degree of certainty, which significantly reduces the possibility of an attack.

The use of globally unique identifiers for MEPs by the combination of a globally unique MEG ID with a MEP ID provides an absolute authoritative detection of persistent misconnection between LSPs. A globally unique MEG ID should be used when an LSP between the networks of different national operators crosses national boundaries since non-uniqueness can result in undetected misconnection in a scenario where two LSPs use a common MEG-ID.

For the use of any other OAM tools it is assumed that MEPs and MIPs that start using the tools verify the integrity of the path and the identity of the source MEP. If a misconnection is detected the tool in use shall be disabled immediately.

6) Usage of GAL for PW – Modify the text in clause 7.1.2

7.1.2 GAL

A G-ACh alert label (GAL) is used to flag the G-ACh. Specifically, the GAL is used to indicate that a packet contains an ACH followed by a non-service payload (i.e., the G-ACh packet payload), thus generalizing the associated control channel mechanism to LSPs, Sections, PWs and tandem connections.

The GAL provides an alert based exception mechanism to:

- Differentiate G-ACh packets (e.g., OAM, DCC, APS, etc.) from those of user traffic packets
- Indicate that the ACH appears immediately after the bottom of the label stack.

One of the reserved label values defined in [IETF RFC 3032] is assigned for this purpose: the reserved label value assigned is 13. ~~The GAL must always be at the bottom of the label stack (i.e., S bit set to 1).~~ The format of the GAL is specified in clause 8.1 in alignment with [IETF RFC 5586].

NOTE – Using GAL for PW in MPLS-TP is specified in [b-IETF RFC 6423]. In MPLS-TP, the GAL MUST be used with packets on a G-Ach on LSPs, Sections, and tandem connections, and MAY be used with PWs.

7) Update abbreviations and acronyms

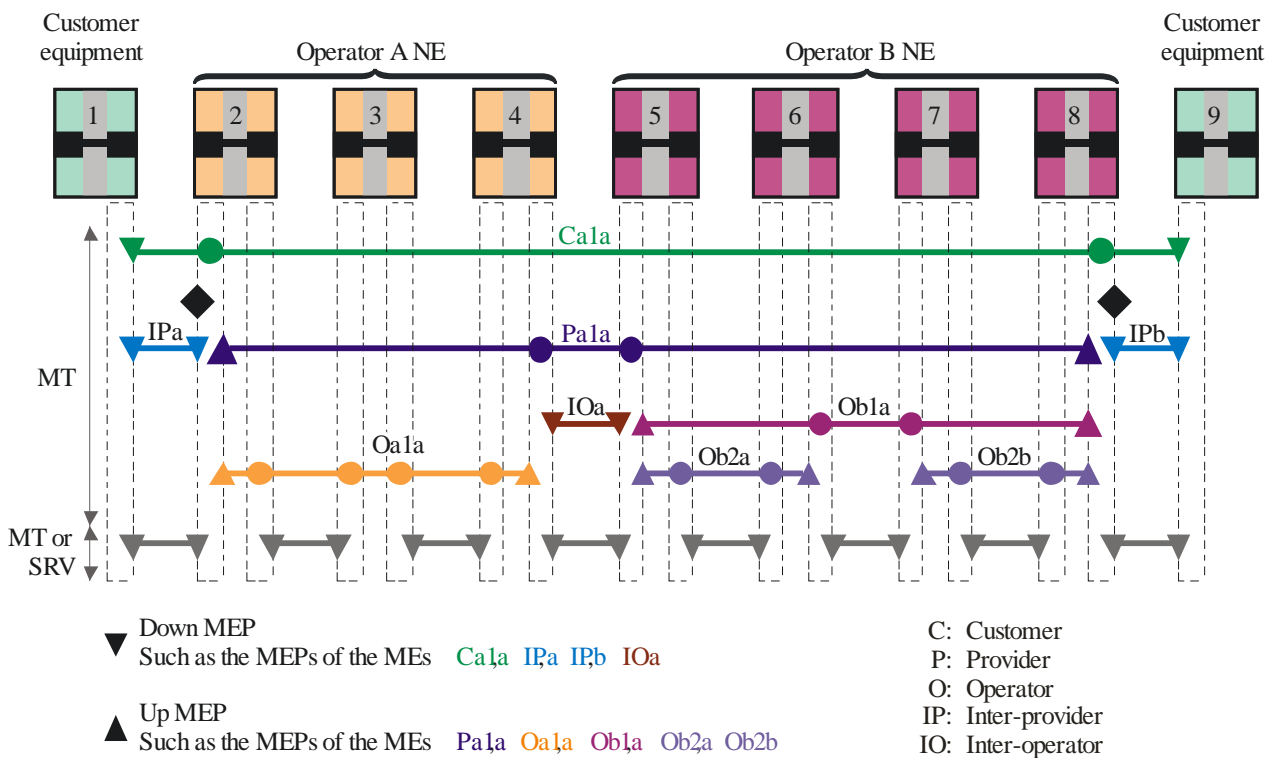
7.1) Clause 4

Delete the single-character abbreviation of "A", "C", "N", "O", "P", "S" in clause 4.

Delete the abbreviation of "IO", "IP".

7.2) Figure I.1

Add the description of "C", "IO", "IP", "O", "P" in Figure I.1.



G.8113.1-Y.1372.1(12)-Amd.1(13)_FI.1

Figure I.1 – Example MEG nesting

ITU-T Y-SERIES RECOMMENDATIONS
**GLOBAL INFORMATION INFRASTRUCTURE, INTERNET PROTOCOL ASPECTS AND NEXT-
GENERATION NETWORKS**

GLOBAL INFORMATION INFRASTRUCTURE	
General	Y.100–Y.199
Services, applications and middleware	Y.200–Y.299
Network aspects	Y.300–Y.399
Interfaces and protocols	Y.400–Y.499
Numbering, addressing and naming	Y.500–Y.599
Operation, administration and maintenance	Y.600–Y.699
Security	Y.700–Y.799
Performances	Y.800–Y.899
INTERNET PROTOCOL ASPECTS	
General	Y.1000–Y.1099
Services and applications	Y.1100–Y.1199
Architecture, access, network capabilities and resource management	Y.1200–Y.1299
Transport	Y.1300–Y.1399
Interworking	Y.1400–Y.1499
Quality of service and network performance	Y.1500–Y.1599
Signalling	Y.1600–Y.1699
Operation, administration and maintenance	Y.1700–Y.1799
Charging	Y.1800–Y.1899
IPTV over NGN	Y.1900–Y.1999
NEXT GENERATION NETWORKS	
Frameworks and functional architecture models	Y.2000–Y.2099
Quality of Service and performance	Y.2100–Y.2199
Service aspects: Service capabilities and service architecture	Y.2200–Y.2249
Service aspects: Interoperability of services and networks in NGN	Y.2250–Y.2299
Enhancements to NGN	Y.2300–Y.2399
Network management	Y.2400–Y.2499
Network control architectures and protocols	Y.2500–Y.2599
Packet-based Networks	Y.2600–Y.2699
Security	Y.2700–Y.2799
Generalized mobility	Y.2800–Y.2899
Carrier grade open environment	Y.2900–Y.2999
FUTURE NETWORKS	Y.3000–Y.3499
CLOUD COMPUTING	Y.3500–Y.3999

For further details, please refer to the list of ITU-T Recommendations.

SERIES OF ITU-T RECOMMENDATIONS

Series A	Organization of the work of ITU-T
Series D	General tariff principles
Series E	Overall network operation, telephone service, service operation and human factors
Series F	Non-telephone telecommunication services
Series G	Transmission systems and media, digital systems and networks
Series H	Audiovisual and multimedia systems
Series I	Integrated services digital network
Series J	Cable networks and transmission of television, sound programme and other multimedia signals
Series K	Protection against interference
Series L	Construction, installation and protection of cables and other elements of outside plant
Series M	Telecommunication management, including TMN and network maintenance
Series N	Maintenance: international sound programme and television transmission circuits
Series O	Specifications of measuring equipment
Series P	Terminals and subjective and objective assessment methods
Series Q	Switching and signalling
Series R	Telegraph transmission
Series S	Telegraph services terminal equipment
Series T	Terminals for telematic services
Series U	Telegraph switching
Series V	Data communication over the telephone network
Series X	Data networks, open system communications and security
Series Y	Global information infrastructure, Internet protocol aspects and next-generation networks
Series Z	Languages and general software aspects for telecommunication systems