



INTERNATIONAL TELECOMMUNICATION UNION

ITU-T

TELECOMMUNICATION
STANDARDIZATION SECTOR
OF ITU

H.460.1

(03/2002)

SERIES H: AUDIOVISUAL AND MULTIMEDIA SYSTEMS
Supplementary services for multimedia

**Guidelines for the use of the generic extensible
framework**

ITU-T Recommendation H.460.1

ITU-T H-SERIES RECOMMENDATIONS
AUDIOVISUAL AND MULTIMEDIA SYSTEMS

| | |
|---|--------------------|
| CHARACTERISTICS OF VISUAL TELEPHONE SYSTEMS | H.100–H.199 |
| INFRASTRUCTURE OF AUDIOVISUAL SERVICES | |
| General | H.200–H.219 |
| Transmission multiplexing and synchronization | H.220–H.229 |
| Systems aspects | H.230–H.239 |
| Communication procedures | H.240–H.259 |
| Coding of moving video | H.260–H.279 |
| Related systems aspects | H.280–H.299 |
| SYSTEMS AND TERMINAL EQUIPMENT FOR AUDIOVISUAL SERVICES | H.300–H.399 |
| SUPPLEMENTARY SERVICES FOR MULTIMEDIA | H.450–H.499 |
| MOBILITY AND COLLABORATION PROCEDURES | |
| Overview of Mobility and Collaboration, definitions, protocols and procedures | H.500–H.509 |
| Mobility for H-Series multimedia systems and services | H.510–H.519 |
| Mobile multimedia collaboration applications and services | H.520–H.529 |
| Security for mobile multimedia systems and services | H.530–H.539 |
| Security for mobile multimedia collaboration applications and services | H.540–H.549 |
| Mobility interworking procedures | H.550–H.559 |
| Mobile multimedia collaboration inter-working procedures | H.560–H.569 |

For further details, please refer to the list of ITU-T Recommendations.

ITU-T Recommendation H.460.1

Guidelines for the use of the generic extensible framework

Summary

This Recommendation gives guidelines on how to use the "Generic Extensibility Framework" specified in ITU-T Rec. H.323. It describes when to use the framework, and how to specify features using the framework. It also gives examples on how the framework's negotiation scheme works.

Source

ITU-T Recommendation H.460.1 was prepared by ITU-T Study Group 16 (2001-2004) and approved under the WTSA Resolution 1 procedure on 29 March 2002.

FOREWORD

The International Telecommunication Union (ITU) is the United Nations specialized agency in the field of telecommunications. The ITU Telecommunication Standardization Sector (ITU-T) is a permanent organ of ITU. ITU-T is responsible for studying technical, operating and tariff questions and issuing Recommendations on them with a view to standardizing telecommunications on a worldwide basis.

The World Telecommunication Standardization Assembly (WTSA), which meets every four years, establishes the topics for study by the ITU-T study groups which, in turn, produce Recommendations on these topics.

The approval of ITU-T Recommendations is covered by the procedure laid down in WTSA Resolution 1.

In some areas of information technology which fall within ITU-T's purview, the necessary standards are prepared on a collaborative basis with ISO and IEC.

NOTE

In this Recommendation, the expression "Administration" is used for conciseness to indicate both a telecommunication administration and a recognized operating agency.

INTELLECTUAL PROPERTY RIGHTS

ITU draws attention to the possibility that the practice or implementation of this Recommendation may involve the use of a claimed Intellectual Property Right. ITU takes no position concerning the evidence, validity or applicability of claimed Intellectual Property Rights, whether asserted by ITU members or others outside of the Recommendation development process.

As of the date of approval of this Recommendation, ITU had not received notice of intellectual property, protected by patents, which may be required to implement this Recommendation. However, implementors are cautioned that this may not represent the latest information and are therefore strongly urged to consult the TSB patent database.

© ITU 2002

All rights reserved. No part of this publication may be reproduced, by any means whatsoever, without the prior written permission of ITU.

CONTENTS

| | Page |
|---|-------------|
| 1 Scope | 1 |
| 2 References..... | 1 |
| 3 Abbreviations..... | 1 |
| 4 What is GEF | 1 |
| 5 When to use GEF | 2 |
| 6 GEF module identification | 3 |
| 7 Specifying GEF modules | 3 |
| 7.1 Table-based method..... | 4 |
| 7.1.1 Example definition of a fictitious feature using the table-based method | 4 |
| 7.2 Encoded in raw method | 5 |
| Appendix I – Informative..... | 6 |
| I.1 Examples of GEF negotiation | 6 |
| I.1.1 RAS scenarios | 6 |
| I.1.2 Call signalling scenarios..... | 8 |
| Bibliography..... | 14 |

ITU-T Recommendation H.460.1

Guidelines for the use of the generic extensible framework

1 Scope

This Recommendation provides information on when and how to use the Generic Extensible Framework (GEF) defined in ITU-T Rec. H.323. It does not repeat the text from ITU-T Rec. H.323. Instead, it expands and elaborates on the text in ITU-T Rec. H.323 and thus should be read in conjunction with the H.323 text rather than being viewed as a substitute to it.

The main topics covered by this Recommendation are: when to use GEF, how to specify GEF modules, and examples of the GEF negotiation mechanism.

2 References

The following ITU-T Recommendations and other references contain provisions which, through reference in this text, constitute provisions of this Recommendation. At the time of publication, the editions indicated were valid. All Recommendations and other references are subject to revision; users of this Recommendation are therefore encouraged to investigate the possibility of applying the most recent edition of the Recommendations and other references listed below. A list of the currently valid ITU-T Recommendations is published regularly.

- ITU-T Recommendation H.225.0 (2000), *Call signalling protocols and media stream packetization for packet-based multimedia communication systems*.
- ITU-T Recommendation H.323 (2000), *Packet-based multimedia communications systems*.

3 Abbreviations

This Recommendation uses the following abbreviations.

| | |
|-------|------------------------------|
| ABNF | Augmented Backus-Naur Form |
| ASN.1 | Abstract Syntax Notation One |
| GEF | Generic Extensible Framework |
| XML | Extensible Markup Language |

4 What is GEF

The Generic Extensible Framework (GEF) provides a low overhead way of adding functionality to H.323 without adding to the H.225.0 ASN.1 base specification. GEF provides a common feature negotiation mechanism, and the ability to carry opaque data in all H.225.0 and H.225.0 Annex G messages. Thus it allows application specific extensions to be made to the H.323 suite of Recommendations without burdening all H.323 implementations with all specified extensions.

GEF is explained formally in the main body of ITU-T Rec. H.323.

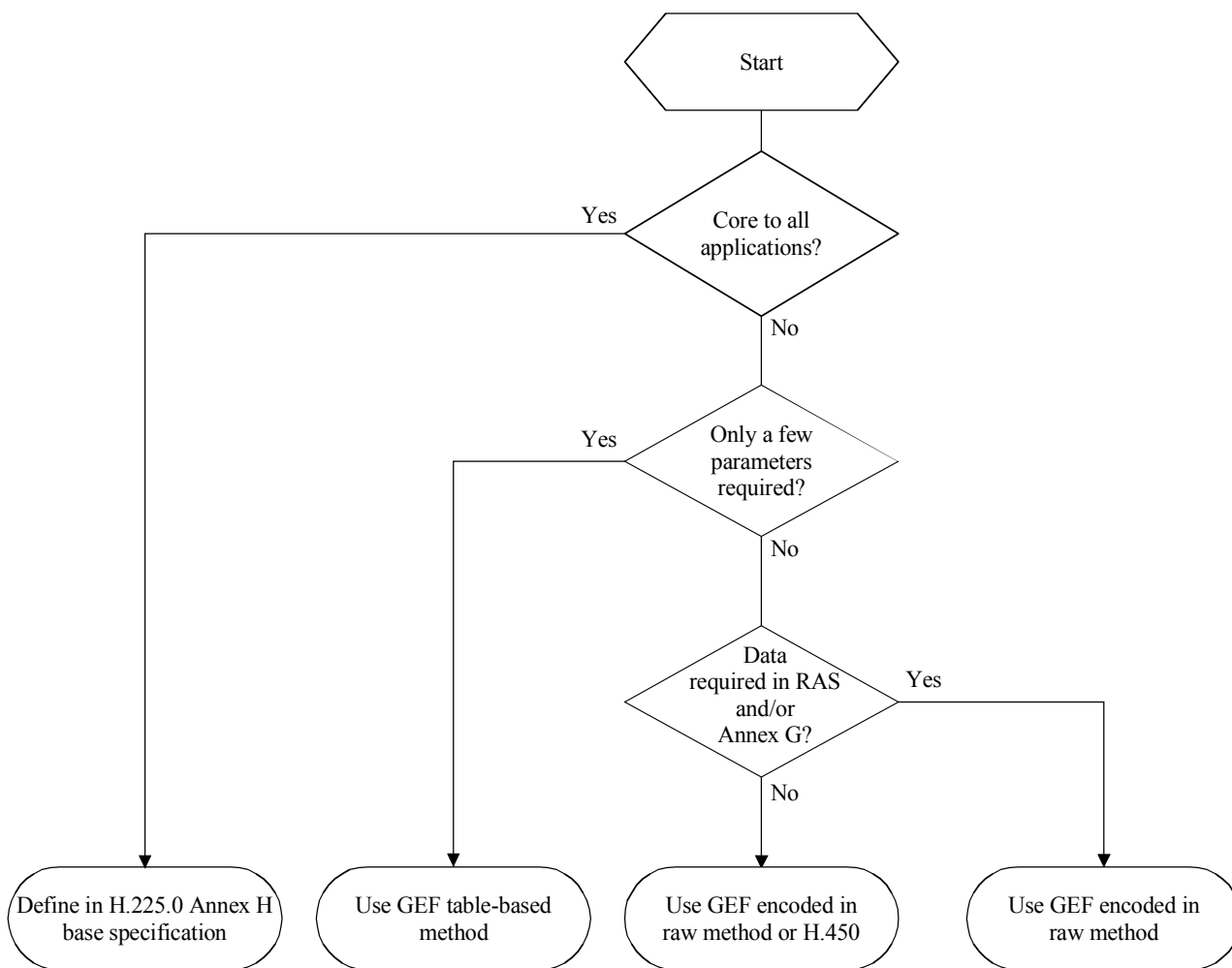
5 When to use GEF

New functionality can be added to ITU-T Rec. H.323 by adding new syntax to the H.225.0 ASN.1 base definition, defining a GEF module, or defining an H.450 supplementary service. When deciding which method to use, it may be appropriate to consider the feature negotiation aspects, and the data transport aspects of the feature separately. Thus, in some cases, it may be appropriate to implement a feature primarily as an H.450 supplementary service, but negotiate the feature using GEF's feature negotiation capabilities.

To decide which method should be used to add new functionality, the following guidelines are suggested.

- If the feature is applicable to a large number of applications, then it may be appropriate to add it to the H.225.0 ASN.1 base specification directly. Note that, as ITU-T Rec. H.323 is now fairly mature, it is not expected that such features will be encountered, and a strong case will need to be made for taking this course of action. The most likely situation in which this will occur is in the case of extending all ready existing parameters such as AliasAddress and TransportAddress.
- Or if the feature only requires a few parameters, then define it as a GEF module.
- Or if the feature requires data to be carried in H.225.0 RAS or H.225.0 Annex G, then define it as a GEF module.
- Or if the feature contains numerous parameters, then define it as either ASN.1 (or similar method such as ABNF or XML) to be encoded into a raw element of a GEF **content** construct, or define an H.450 supplementary service.

These considerations are captured in the flow chart shown in Figure 1 below.



T1610370-02

Figure 1/H.460.1 – Decision tree for how to specify a new feature

6 GEF module identification

GEF allows for both ITU-T approved and non-ITU-T approved module definitions. All ITU-T approved GEF module definitions shall be defined as part of the H.460 series of Recommendations and shall use the **standard** variant of **id** in **GenericData** to identify them. All non-ITU-T approved modules shall use either the **oid** or **nonStandard** variants of **id** in **GenericData** to identify them.

There is a direct relationship between an H.460 series Recommendation's identity and the value encoded into the **standard** variant of **id** in **GenericData**. That is Recommendation H.460.n (where n is an integer number) shall use the value n in the **standard** variant of **id** in **GenericData** to identify the module. For example, H.460.2 shall have the **standard** variant of **id** in **GenericData** set to 2.

7 Specifying GEF modules

GEF modules may be specified in a number of ways, clarity of definition being the principle concern. To provide some consistency of specification, this clause describes two ways in which GEF modules can be defined, these being the table-based method, and the encoded in raw method.

Note that if a feature requires both negotiation and opaque data transfer, it may be necessary to document the requirements for each in separate sections of the specification.

7.1 Table-based method

In the table-based method, each of the parameters constituting a feature is described in tabular form. Each parameter definition maps to a separate **EnumeratedParameter** for data exchange. Note that the tables are not expected to capture all the detail of the feature's use and operation, and additional explanatory text would typically be expected.

An instance of Table 1 is used to describe the feature as a whole. This captures the features name, its identifier and a brief description. A single instance of this table suffices for features that contain both negotiation and data transport.

Table 1/H.460.1 – Tabular specification of a feature

| Feature name | The name of the feature |
|---------------------------|---|
| Feature Description: | Short description of the feature. This may be augmented by text elsewhere in the document describing the feature. |
| Feature identifier type: | Indicates whether the identifier is Standard, oid, or nonStandard. |
| Feature identifier value: | The actual value of the identifier. |

Each parameter used by the feature is described using an instance of Table 2. Once again, this includes the parameters name, identifier and description as well as other information. Parameters conveyed within compound or nested parameters should be described in a separate section of the specification. If parameters are needed for both the negotiation and data transport aspects of the feature, it may be appropriate to have the two sets of parameters captured in different sections of the specification describing the feature.

Table 2/H.460.1 – Tabular Specification of a Parameter

| Parameter name | The name of the parameter |
|-----------------------------|---|
| Parameter description: | Short description of the parameter |
| Parameter identifier type: | Indicates whether the identifier is Standard, oid, or nonStandard |
| Parameter identifier value: | The actual value of the identifier |
| Parameter type: | One of raw, text, unicode, bool, number8, number16, number32, id, alias, transport, compound, nested. |
| Parameter cardinality: | How many times the parameter may occur |

7.1.1 Example definition of a fictitious feature using the table-based method

This clause gives a fictitious example of a feature using the table-based method of feature definition.

Specification of the *Fictitious Example* feature

| Feature name | Fictitious Example |
|---------------------------|---|
| Feature Description: | This is a fictitious example to illustrate how to use the table-based method to specify a GEF module. |
| Feature identifier type: | Standard |
| Feature identifier value: | 1 |

Parameters for the *Fictitious Example* feature

| Parameter name | priority |
|-----------------------------|--|
| Parameter description: | Describes the priority of this call in relation to other calls that may be received. |
| Parameter identifier type: | Standard |
| Parameter identifier value: | 0 |
| Parameter type: | number8 |
| Parameter cardinality: | Once and once only |

| Parameter name | destination |
|-----------------------------|---|
| Parameter description: | Identity of the remote party that is being contacted. |
| Parameter identifier type: | Standard |
| Parameter identifier value: | 1 |
| Parameter type: | alias |
| Parameter cardinality: | One or more |

| Parameter name | message-display-lines |
|-----------------------------|--|
| Parameter description: | One or more message lines that should be displayed when the call is being processed. |
| Parameter identifier type: | Standard |
| Parameter identifier value: | 2 |
| Parameter type: | text |
| Parameter cardinality: | Zero or more |

7.2 Encoded in raw method

The second method of GEF module definition defines a feature using existing message encoding methods, such as ASN.1, XML or ABNF. In this case, message fragments are encoded according to the normal rules of the chosen specification method and exchanged as the raw variant of a GEF parameter. This is particularly recommended for features that contain a sufficient number of parameters to make the table-based method of definition cumbersome.

In addition to specifying the content of the GEF parameter, it is also necessary to specify the identifier of the GEF parameter. This can be done using the table-based method of specification, or in narrative text.

If the feature is defined using ASN.1, then it is recommended that the basic aligned variant of the PER encoding rules be used. However, irrespective of this, the encoding rules that are used shall be explicitly stated in the specification of the feature.

Defining features using ABNF potentially allows features to inter-operate unmodified with other signalling protocols that perform a similar function to ITU-T Rec. H.323 (e.g. SIP). Note that such a representation will still have to be conveyed in a raw element to allow for UTF-8 encoding of characters.

Appendix I

Informative

I.1 Examples of GEF negotiation

This appendix illustrates various aspects of GEF's negotiation mechanism. It is for illustrative purposes only.

I.1.1 RAS scenarios

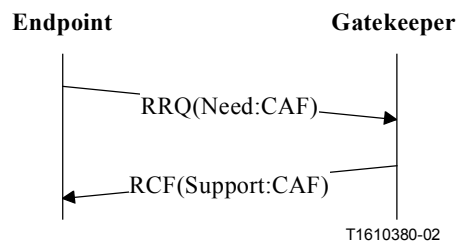
The figures shown below illustrate an endpoint negotiating with a gatekeeper.

For illustration purposes, the negotiation is shown using the RRQ/RCF/RRJ message set. However, GEF is not limited to this set of messages for negotiation.

The example assumes that the endpoint wants to use a fictional Charge Advice Feature, called CAF. The details of this are not important, but the principle would be that the gatekeeper would supply the endpoint with some notification of the call charge at the end of a call using the DCF message.

Similarly, the gatekeeper wishes to use a Bandwidth Management Feature called BWF. Again, the details of this feature are not important, but the principle would be that the parameters within the module would define some form of bandwidth template that the endpoint must adhere to.

The following diagrams illustrate various aspects of the negotiation process.

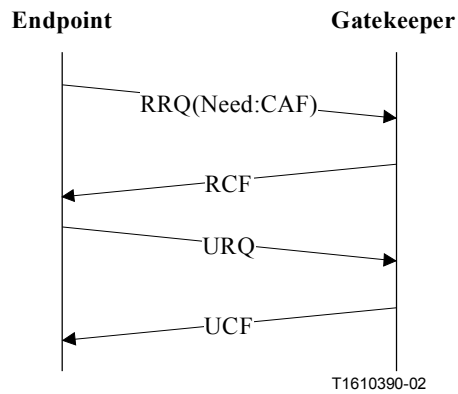


Conditions:

- **Endpoint** needs/requires CAF feature.
 - **Gatekeeper** supports CAF feature.
- Request successful.

Figure I.1/H.460.1

Description: In Figure I.1 the endpoint requests the CAF feature, and the gatekeeper indicates that it supports the CAF feature. The negotiation has been successful, and the endpoint may now use the feature.



Conditions:

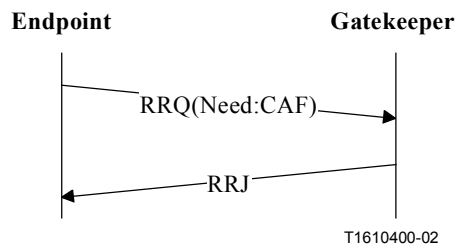
- **Endpoint** needs/requires CAF feature.
- **Gatekeeper** does not support the framework.

Procedure fails.

(**Endpoint** has to handle backwards compatibility when it gets the reply.)

Figure I.2/H.460.1

Description: In Figure I.2 the endpoint requests the CAF feature, but the gatekeeper does not support the GEF negotiation mechanism, and so does not see the request for the CAF feature. As the gatekeeper does not see the request for the CAF feature, it believes that it can accept the request, and sends an RCF. The endpoint observes that the gatekeeper has not signalled support for CAF, and therefore decides to unregister as the gatekeeper does not provide the features it requires.



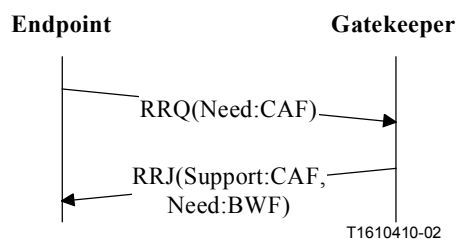
Conditions:

- **Endpoint** needs CAF feature.
- **Gatekeeper** does not support CAF feature.

Request fails.

Figure I.3/H.460.1

Description: Figure I.3 is similar to the Figure I.2 case, except that the gatekeeper supports the GEF negotiation mechanism. The gatekeeper knows that it does not support the CAF feature, and so rejects the request with an RRJ.



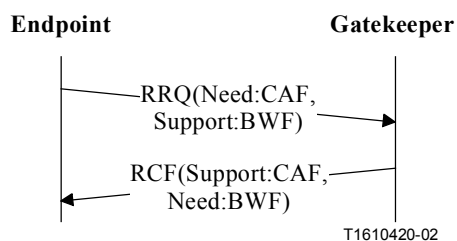
Conditions:

- **Endpoint** needs CAF feature.
- **Gatekeeper** supports CAF, BUT also needs BWF feature.

Request fails.

Figure I.4/H.460.1

Description: In the case shown in Figure I.4, the endpoint needs the CAF feature and the gatekeeper needs the BWF feature. The endpoint indicates that it needs the CAF feature in the RRQ. The gatekeeper sees that CAF is needed, which it supports, but it does not see that the endpoint supports the BWF feature. The gatekeeper therefore rejects the request, indicating that it supports the CAF feature, but needs the BWF feature.



Conditions:

- **Endpoint** needs CAF and supports BWF.
- **Gatekeeper** supports CAF and needs BWF.

Request successful.

Figure I.5/H.460.1

Description: In Figure I.5, the endpoint signals that it needs the CAF feature, and also supports the BWF feature. As the gatekeeper supports the CAF feature, it signals this in its reply. The gatekeeper also needs the endpoint to use the BWF feature, and signals this as needed in its reply.

I.1.2 Call signalling scenarios

The following figures show examples of GEF call signalling negotiation. The gatekeeper routed model is shown on the basis that the direct model is a special (simplified) case of the gatekeeper routed model.

In these examples the fictitious features *DPNSS*, *450Proxy* and *Account* are used. The details of what these features entail is not important to the discussion here and are therefore not described.

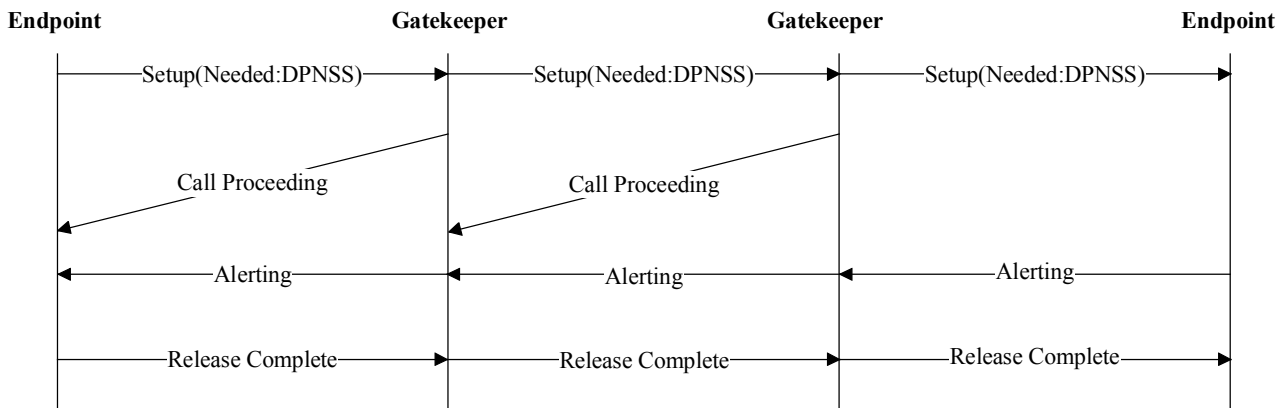


T1610430-02

- Conditions:
- **Initiating Endpoint** needs DPNSS feature.
 - **First Gatekeeper** does not support feature.
- Unsuccessful.

Figure I.6/H.460.1

Description: Figure I.6 shows the endpoint initiating a call that requires the fictional DPNSS feature. The first gatekeeper supports GEF negotiation, but does not support the DPNSS feature, and therefore rejects the call.

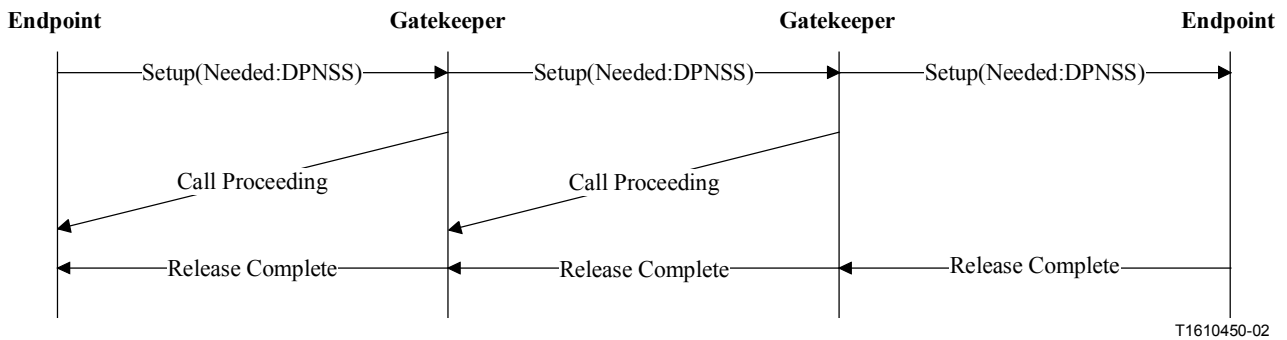


T1610440-02

- Conditions:
- **Initiating Endpoint** needs DPNSS feature.
 - **The Gatekeepers** support GEF.
 - **Far Endpoint** does not support GEF.
- Unsuccessful.

Figure I.7/H.460.1

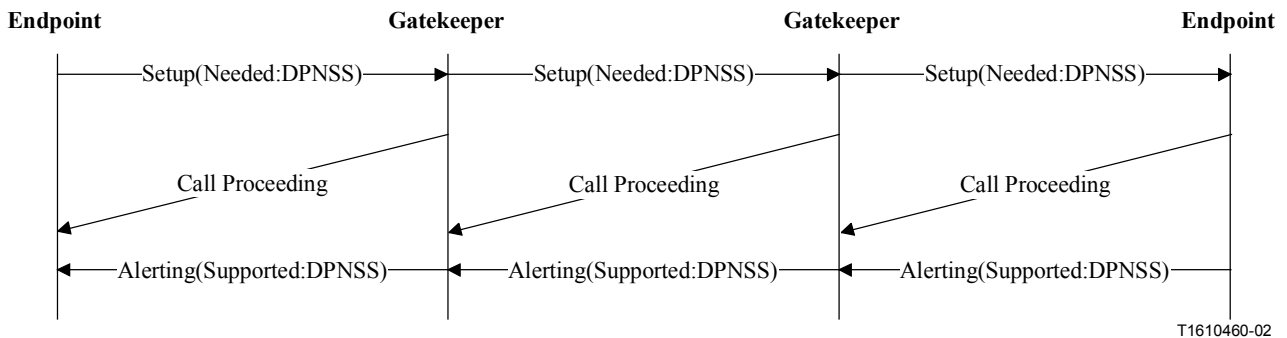
Description: Figure I.7 shows the endpoint initiating a call that requires the DPNSS feature. While the gatekeepers support GEF, the far endpoint does not. It is therefore ignorant of the need for the DPNSS feature and therefore progresses the call by sending an ALERTING message. The ALERTING message does not contain indication for support of the DPNSS feature, and therefore the initiating endpoint terminates the call.



Conditions:
 – **Initiating Endpoint** needs DPNSS feature.
 – **The Gatekeepers** support GEF.
 – **Far Endpoint** does not support DPNSS feature.
 Unsuccessful.

Figure I.8/H.460.1

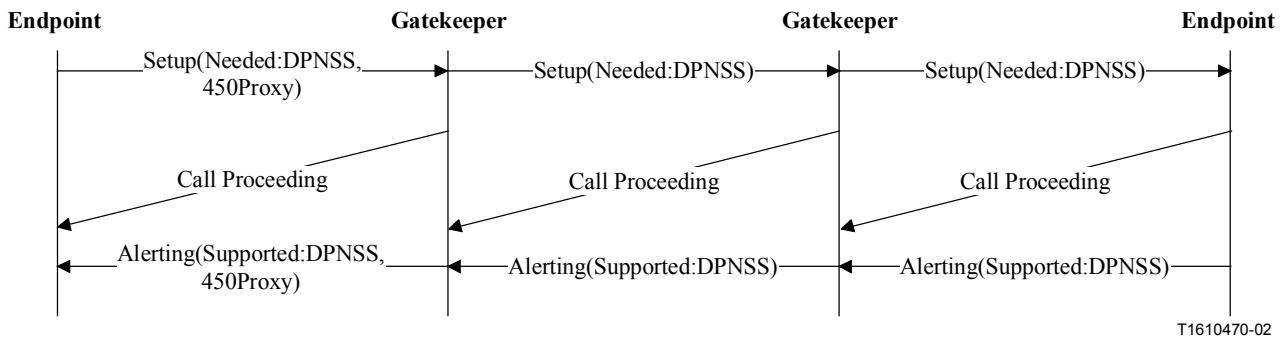
Description: In Figure I.8 the endpoint wishes to create a call using the DPNSS feature. The remote endpoint supports GEF negotiation, but does not support the DPNSS feature, and so rejects the call.



Conditions:
 – **Initiating Endpoint** needs DPNSS feature.
 – **Far Endpoint** supports DPNSS feature.
 Successful.

Figure I.9/H.460.1

Description: In the case shown in Figure I.9, the remote endpoint does support the DPNSS feature. It is therefore able to accept the call. It signals support for DPNSS in ALERTING, which is the first end-to-end message.



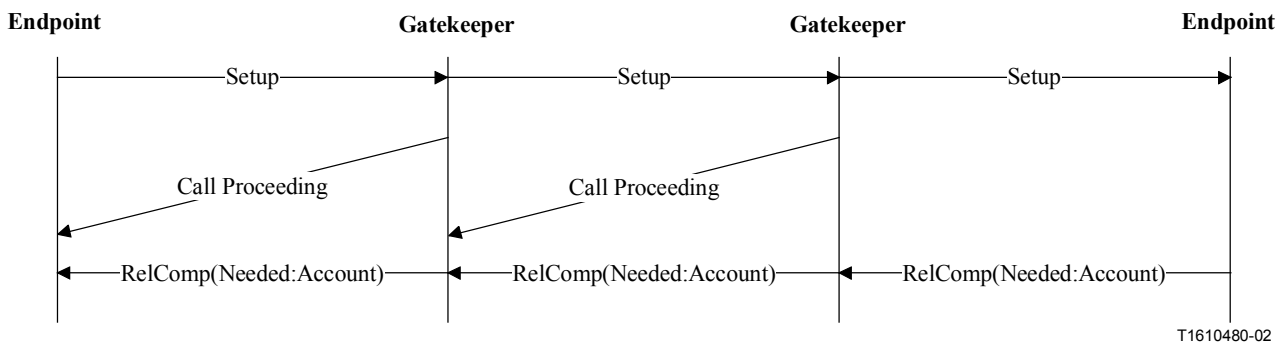
Conditions:

- **Initiating Endpoint** needs DPNSS and 450Proxy feature.
- **Local gatekeeper** supports 450Proxy feature.
- **Far endpoint** supports DPNSS feature.

Successful.

Figure I.10/H.460.1

Description: Figure I.10 is similar to the case shown in Figure I.9, except that the endpoint also wishes the H.450 proxying feature (identified as 450Proxy) to be supported. The first gatekeeper accepts responsibility for this, and removes the needed feature from the message before routing it onwards. The far endpoint implements the DPNSS feature, and sends back ALERTING indicating this. When ALERTING passes through the first gatekeeper, it modifies the message indicating its ability to implement the H.450 proxy feature.



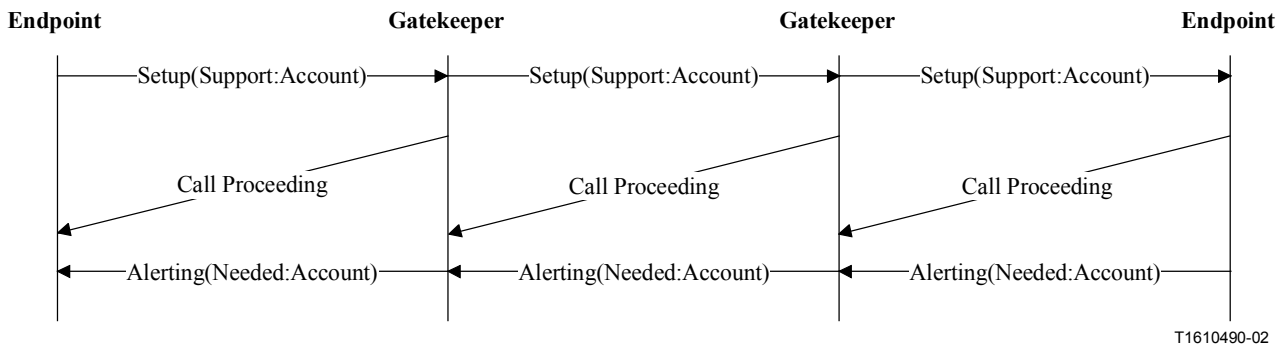
Conditions:

- **Initiating endpoint** does not support framework, or has no features.
- **Far endpoint** needs Account feature.

Unsuccessful.

Figure I.11/H.460.1

Description: In Figure I.11 the endpoint initiates a call to an endpoint that requires an account feature to be specified. As the calling endpoint did not indicate that it supports the account feature, the far endpoint clears the call.

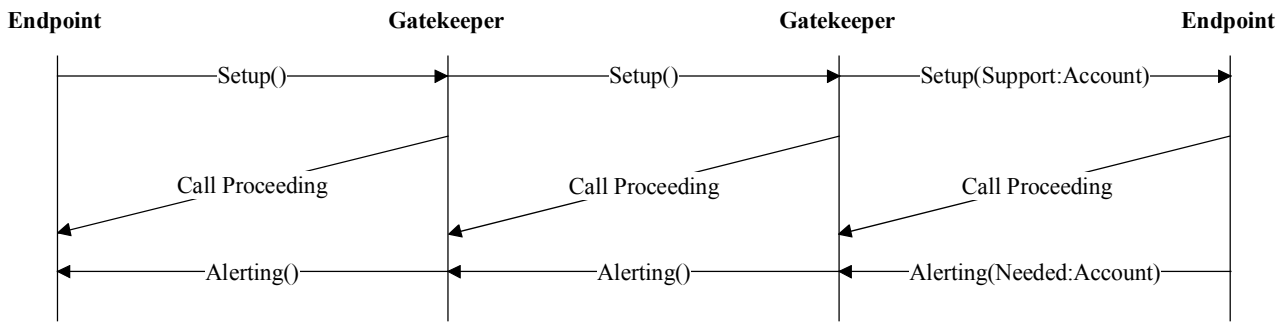


T1610490-02

Conditions:
 – **Initiating endpoint** supports Account feature.
 – **Far endpoint** needs Account feature.
 Successful.

Figure I.12/H.460.1

Description: Figure I.12 shows a case in which the calling endpoint indicates that it supports the account feature. The called endpoint needs this feature, and as support for the feature is indicated in the Setup message, it is able to accept the call.

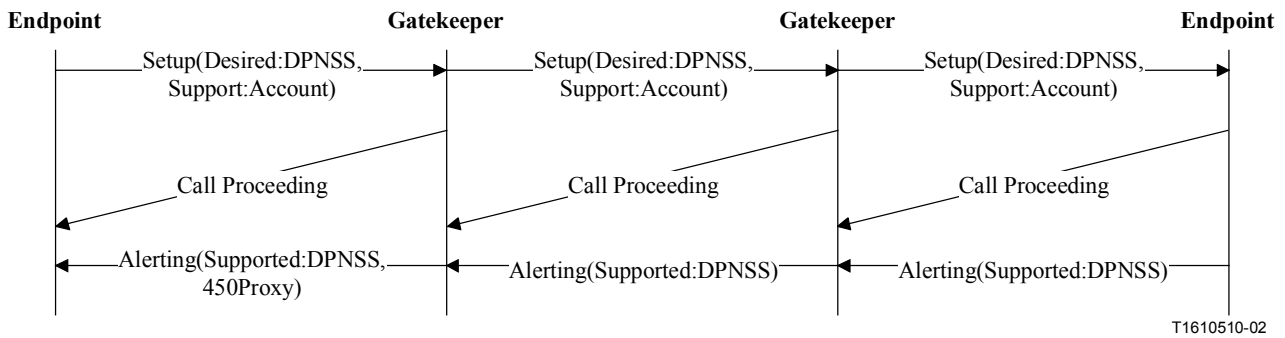


T1610500-02

Conditions:
 – **Initiating endpoint** does not support Account feature.
 – **Second gatekeeper** supports Account feature.
 – **Far endpoint** needs Account feature.
 Successful.

Figure I.13/H.460.1

Description: Figure I.13 shows a gatekeeper adding its own supported feature set. It is similar to the previous example. Again the called endpoint needs the Account feature, but the account feature is not signalled by the originating endpoint. In this case the last gatekeeper knows that it is necessary to support the Account feature for the call to be accepted by the terminating endpoint, so it indicates that it supports this feature. As the Account feature is supported, the called endpoint is able to accept the call.



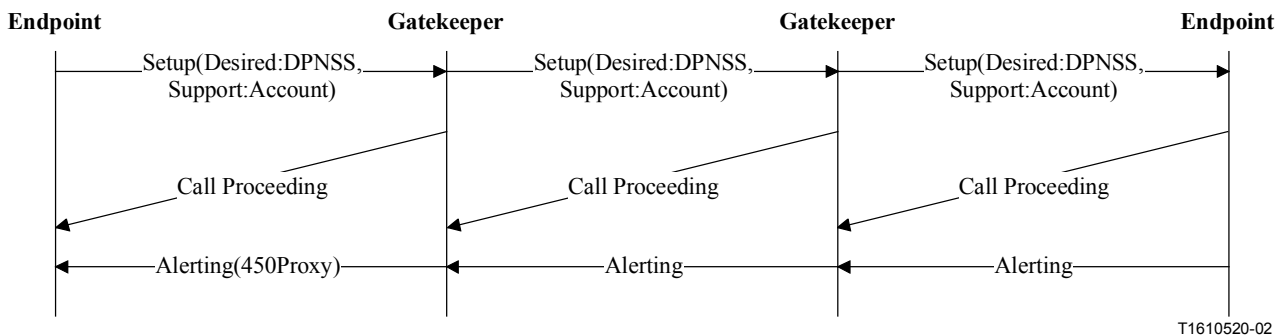
Conditions:

- **Initiating endpoint** would like DPNSS feature, but does not need it. The initiating endpoint also supports the Account feature.
 - **Far endpoint** supports the DPNSS feature.
 - **First gatekeeper** supports 450Proxy feature and declares it, even though it is not asked for.
- Successful.

Figure I.14/H.460.1

Description: In Figure I.14, the calling endpoint desires the DPNSS feature, but does not need it. The called endpoint supports the DPNSS feature, and therefore signals this in its ALERTING reply.

NOTE 1 – In this case the first gatekeeper adds in signalling support for the 450Proxy feature even though it was not asked for. This is legitimate, and is typically the easiest way to implement indicating supported features.



Conditions:

- **Initiating endpoint** would like DPNSS feature, but does not need it. The initiating endpoint also supports the Account feature.
 - **Far endpoint** does NOT support the DPNSS feature.
 - **First gatekeeper** supports 450Proxy feature and declares it, even though it is not asked for.
- Successful.

Figure I.15/H.460.1

Description: The case shown in Figure I.15 is a similar scenario to Figure I.14, except that in this case the called endpoint does not support the DPNSS feature. However, the call can still proceed as it is only a desired feature. The calling endpoint knows that the DPNSS feature is not supported because it is not indicated in the ALERTING message that comes back.

NOTE 2 – In this case the first gatekeeper adds in signalling support for the 450Proxy feature even though it was not asked for. This is legitimate, and is typically the easiest way to implement indicating supported features.

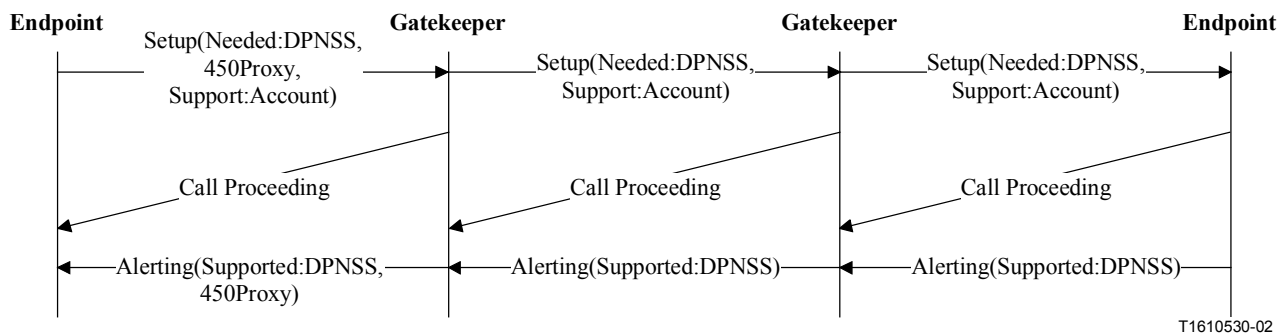


Figure I.16/H.460.1 – A Combination of the negotiation elements

Description: Finally, Figure I.16 illustrates a number of aspects of the call signalling negotiation mechanism operating together. The originating endpoint needs the DPNSS feature in the remote endpoint, and the 450Proxy feature in its local gatekeeper. It also signals support for the Account feature. The local gatekeeper can implement the 450Proxy feature, and so removes the 450Proxy needed feature from the message before passing it on. The remote endpoint observes that the DPNSS feature is needed and it supports it. It responds to the call by sending an ALERTING message, indicating that it supports the DPNSS feature. When the message gets to the originating endpoint's local gatekeeper, it signals that it supports the requested 450Proxy feature by adding this as a supported feature to the ALERTING message. The originating endpoint knows that the two features it needs are supported as it sees both of them advertised in the ALERTING message that it receives.

Bibliography

The following citations are for informative purposes only and do NOT constitute provisions of this Recommendation.

- ITU-T Recommendation X.680 (1997), *Information technology – Abstract Syntax Notation One (ASN.1): Specification of basic notation.*
- ITU-T Recommendation X.681 (1997)/Amd.1 (1999), *Information technology – Abstract Syntax Notation One (ASN.1): Information object specification – Amendment 1: ASN.1 semantic model.*
- ITU-T Recommendation X.691 (1997), *Information technology – ASN.1 encoding rules – Specification of Packed Encoding Rules (PER).*
- IETF RFC 2234 (1997), *Augmented BNF for Syntax Specifications: ABNF.*
- IETF RFC 2543 (1999), *SIP: Session Initiation Protocol.*
- IETF RFC 2279 (1998), *UTF-8, a transformation format of ISO 10646.*
- W3C REC-xml, October 2000, *Extensible Markup Language (XML) 1.0 (Second Edition).*

SERIES OF ITU-T RECOMMENDATIONS

| | |
|-----------------|--|
| Series A | Organization of the work of ITU-T |
| Series B | Means of expression: definitions, symbols, classification |
| Series C | General telecommunication statistics |
| Series D | General tariff principles |
| Series E | Overall network operation, telephone service, service operation and human factors |
| Series F | Non-telephone telecommunication services |
| Series G | Transmission systems and media, digital systems and networks |
| Series H | Audiovisual and multimedia systems |
| Series I | Integrated services digital network |
| Series J | Cable networks and transmission of television, sound programme and other multimedia signals |
| Series K | Protection against interference |
| Series L | Construction, installation and protection of cables and other elements of outside plant |
| Series M | TMN and network maintenance: international transmission systems, telephone circuits, telegraphy, facsimile and leased circuits |
| Series N | Maintenance: international sound programme and television transmission circuits |
| Series O | Specifications of measuring equipment |
| Series P | Telephone transmission quality, telephone installations, local line networks |
| Series Q | Switching and signalling |
| Series R | Telegraph transmission |
| Series S | Telegraph services terminal equipment |
| Series T | Terminals for telematic services |
| Series U | Telegraph switching |
| Series V | Data communication over the telephone network |
| Series X | Data networks and open system communications |
| Series Y | Global information infrastructure and Internet protocol aspects |
| Series Z | Languages and general software aspects for telecommunication systems |