



INTERNATIONAL TELECOMMUNICATION UNION

ITU-T

TELECOMMUNICATION
STANDARDIZATION SECTOR
OF ITU

M.3100

Amendment 1
(03/99)

SERIES M: TMN AND NETWORK MAINTENANCE:
INTERNATIONAL TRANSMISSION SYSTEMS,
TELEPHONE CIRCUITS, TELEGRAPHY, FACSIMILE
AND LEASED CIRCUITS

Telecommunications management network

Generic Network Information Model

Amendment 1

ITU-T Recommendation M.3100 – Amendment 1

(Previously CCITT Recommendation)

ITU-T M-SERIES RECOMMENDATIONS

TMN AND NETWORK MAINTENANCE: INTERNATIONAL TRANSMISSION SYSTEMS, TELEPHONE CIRCUITS, TELEGRAPHY, FACSIMILE AND LEASED CIRCUITS

Introduction and general principles of maintenance and maintenance organization	M.10–M.299
International transmission systems	M.300–M.559
International telephone circuits	M.560–M.759
Common channel signalling systems	M.760–M.799
International telegraph systems and phototelegraph transmission	M.800–M.899
International leased group and supergroup links	M.900–M.999
International leased circuits	M.1000–M.1099
Mobile telecommunication systems and services	M.1100–M.1199
International public telephone network	M.1200–M.1299
International data transmission systems	M.1300–M.1399
Designations and information exchange	M.1400–M.1999
International transport network	M.2000–M.2999
Telecommunications management network	M.3000–M.3599
Integrated services digital networks	M.3600–M.3999
Common channel signalling systems	M.4000–M.4999

For further details, please refer to ITU-T List of Recommendations.

GENERIC NETWORK INFORMATION MODEL

AMENDMENT 1

Summary

This amendment provides enhancements to the generic network information model. The model describes managed object classes and their properties that are generic and useful to describe information exchanged across all interfaces defined in M.3010 TMN architecture. These generic managed object classes are intended to be applicable across different technologies, architectures and services. The managed object classes in this amendment may be specialized to support the management of various telecommunications networks.

Source

Amendment 1 to ITU-T Recommendation M.3100 was prepared by ITU-T Study Group 4 (1997-2000) and was approved under the WTSC Resolution No. 1 procedure on the 26th of March 1999.

Keywords

Actions, ASN.1, Attributes Generic Network Information Model, Managed Object Class, Notifications.

FOREWORD

ITU (International Telecommunication Union) is the United Nations Specialized Agency in the field of telecommunications. The ITU Telecommunication Standardization Sector (ITU-T) is a permanent organ of the ITU. The ITU-T is responsible for studying technical, operating and tariff questions and issuing Recommendations on them with a view to standardizing telecommunications on a worldwide basis.

The World Telecommunication Standardization Conference (WTSC), which meets every four years, establishes the topics for study by the ITU-T Study Groups which, in their turn, produce Recommendations on these topics.

The approval of Recommendations by the Members of the ITU-T is covered by the procedure laid down in WTSC Resolution No. 1.

In some areas of information technology which fall within ITU-T's purview, the necessary standards are prepared on a collaborative basis with ISO and IEC.

NOTE

In this Recommendation the term *recognized operating agency (ROA)* includes any individual, company, corporation or governmental organization that operates a public correspondence service. The terms *Administration*, *ROA* and *public correspondence* are defined in the *Constitution of the ITU (Geneva, 1992)*.

INTELLECTUAL PROPERTY RIGHTS

The ITU draws attention to the possibility that the practice or implementation of this Recommendation may involve the use of a claimed Intellectual Property Right. The ITU takes no position concerning the evidence, validity or applicability of claimed Intellectual Property Rights, whether asserted by ITU members or others outside of the Recommendation development process.

As of the date of approval of this Recommendation, the ITU had not received notice of intellectual property, protected by patents, which may be required to implement this Recommendation. However, implementors are cautioned that this may not represent the latest information and are therefore strongly urged to consult the TSB patent database.

© ITU 1999

All rights reserved. No part of this publication may be reproduced or utilized in any form or by any means, electronic or mechanical, including photocopying and microfilm, without permission in writing from the ITU.

CONTENTS

	Page
1 Introduction.....	1
1.1 Scope.....	1
1.2 Related Recommendations	1
1.3 Abbreviations.....	2
1.4 Definitions	2
1.5 A note on GDMO references	2
2 Network Topology and Connectivity Fragment.....	3
2.1 Overview of the model.....	3
2.2 Object classes.....	5
2.2.1 Abstract Link	6
2.2.2 Abstract Link End.....	6
2.2.3 Access Group.....	7
2.2.4 Layer Network Domain	8
2.2.5 Link Connection	8
2.2.6 Logical Link.....	9
2.2.7 Logical Link End	9
2.2.8 Network Connection Termination Point Bidirectional.....	9
2.2.9 Network Connection Termination Point Sink	10
2.2.10 Network Connection Termination Point Source	11
2.2.11 Network Termination Point.....	11
2.2.12 Network Trail Termination Point Bidirectional	12
2.2.13 Network Trail Termination Point Sink.....	13
2.2.14 Network Trail Termination Point Source	13
2.2.15 PipeR2	14
2.2.16 SubNetwork.....	15
2.2.17 SubNetwork Connection.....	16
2.2.18 Topological Link	17
2.2.19 Topological Link End.....	18
2.2.20 TrailR2.....	19
2.3 Packages.....	20
2.3.1 Client CTP List Package.....	20
2.3.2 Client Link Connection Pointer List Package.....	20
2.3.3 Client Link End Pointer Package.....	20
2.3.4 Client Link Pointer Package	20
2.3.5 Component Pointer Package.....	20
2.3.6 Composite Pointer Package	20

	Page
2.3.7 Configured Connectivity	21
2.3.8 Connectivity Pointer Package	21
2.3.9 Contained Access Group List Package	21
2.3.10 Contained In SubNetwork List Package	21
2.3.11 Contained Link End List Package	21
2.3.12 Contained Link List Package	21
2.3.13 Contained Network TP List Package	22
2.3.14 Contained SubNetwork List Package	22
2.3.15 Layer Connection List	22
2.3.16 Logical Link Capacity Package	22
2.3.17 Link Connection Pointer List Package	22
2.3.18 Link End Capacity Package	23
2.3.19 Link Pointer List Package	23
2.3.20 Maximum Link Connection Count Package	23
2.3.21 Maximum Network CTP Count Package	23
2.3.22 NE Assignment Package	23
2.3.23 Network CTPs In Link End List Package	23
2.3.24 Network CTP Package	24
2.3.25 Network TP Pointer Package	24
2.3.26 Potential Link Capacity Package	24
2.3.27 Potential Link End Capacity Package	24
2.3.28 Provisioned Link Capacity Package	24
2.3.29 Provisioned Link Connection Count Package	25
2.3.30 Provisioned Link End Capacity Package	25
2.3.31 Provisioned Network CTP Count Package	25
2.3.32 Quality Of Connectivity Service Package	25
2.3.33 Related Routing Profile Package	25
2.3.34 Server TTP Pointer Package	25
2.3.35 SubNetwork Connection Pointer Package	25
2.3.36 Supported By Package	26
2.3.37 Topological Link Capacity Package	26
2.3.38 Topological Link End Capacity Package	26
2.3.39 Total Link Capacity Package	26
2.3.40 Total Link End Capacity Package	26
2.3.41 Traffic Descriptor Package	26
2.3.42 Unknown Status Package	27
2.3.43 Usage Cost Package	27
2.3.44 Usage State Package	27

	Page
2.4 Attributes	27
2.4.1 Access Group Id	27
2.4.2 Access Point List	27
2.4.3 A End	27
2.4.4 A-End Network TP List.....	28
2.4.5 Assigned Link End Capacity	28
2.4.6 Available Link End Capacity.....	28
2.4.7 Available Link Capacity	28
2.4.8 Client CTP List.....	28
2.4.9 Client Link End Pointer List.....	29
2.4.10 Client Link Pointer List	29
2.4.11 Client Link Pointer List	29
2.4.12 Component Pointers	29
2.4.13 Composite Pointer	29
2.4.14 Configured Connectivity	30
2.4.15 Connection List.....	30
2.4.16 Connectivity Pointer	30
2.4.17 Contained Access Group List	30
2.4.18 Contained In SubNetwork List	31
2.4.19 Contained Link End List.....	31
2.4.20 Contained Link List	31
2.4.21 Contained Network TP List.....	31
2.4.22 Contained SubNetwork List	31
2.4.23 Layer Network Domain Id.....	32
2.4.24 Link Connection Pointer List.....	32
2.4.25 Link Directionality.....	32
2.4.26 Link End Id	32
2.4.27 Link Id	32
2.4.28 Link Pointer	33
2.4.29 Link Pointer List.....	33
2.4.30 Logical Link End Directionality	33
2.4.31 Maximum Link Connection Count.....	33
2.4.32 Maximum Network CTP Count	33
2.4.33 NE Assignment Pointer	34
2.4.34 Network CTPs In Link End List.....	34
2.4.35 Network TP Pointer	34
2.4.36 Point Directionality.....	34
2.4.37 Potential Link Capacity	34
2.4.38 Potential Link End Capacity.....	35

	Page
2.4.39 Provisioned Link Capacity.....	35
2.4.40 Provisioned Link Connection Count	35
2.4.41 Provisioned Link End Capacity	35
2.4.42 Provisioned Network CTP Count	35
2.4.43 Quality Of Connectivity Service.....	36
2.4.44 Related Routing Profile	36
2.4.45 Server Trail	36
2.4.46 Server TTP Pointer	36
2.4.47 Signal Identification.....	36
2.4.48 Sub-partition Pointer.....	37
2.4.49 SubNetwork Connection Id	37
2.4.50 Subnetwork Connection Pointer.....	37
2.4.51 SubNetwork Id.....	37
2.4.52 Super Partition Pointer.....	38
2.4.53 Topological End Directionality	38
2.4.54 Topological Group Pointer	38
2.4.55 Topological Point Id	38
2.4.56 Total Link Capacity	38
2.4.57 Total Link End Capacity.....	39
2.4.58 Traffic Descriptor	39
2.4.59 Usage Cost.....	39
2.4.60 Z-End	39
2.4.61 Z-End Network TP List	39
2.5 Actions	40
2.5.1 Add Capacity to Topological Link	40
2.5.2 Add Capacity to Topological Link End.....	40
2.5.3 Assign Link Connection on Logical Link.....	41
2.5.4 Assign NetworkCTP on Logical Link End.....	41
2.5.5 De-assign Link Connection from Logical Link.....	41
2.5.6 De-assign Network CTP from Logical Link End	42
2.5.7 Remove Capacity from Topological Link	42
2.5.8 Remove Capacity from Topological Link End.....	43
2.6 Notifications.....	43
2.7 Parameters.....	43
2.8 Name Bindings.....	48
2.8.1 Access Group.....	48
2.8.2 Layer Network Domain	49
2.8.3 Logical Link.....	49

	Page
2.8.4 Link Connection	49
2.8.5 Logical Link End	49
2.8.6 Topological Link End	50
2.8.7 Network CTP Sink.....	50
2.8.8 Network CTP Source.....	50
2.8.9 Network TTP Sink.....	51
2.8.10 Network TTP Source	51
2.8.11 SubNetwork	52
2.8.12 Subnetwork Connection	53
2.8.13 Topological Link	53
2.8.14 Trail	53
3 Telemetry fragment.....	53
3.1 Object classes.....	54
3.2 Packages.....	56
3.3 Attributes	56
3.4 Actions	57
3.5 Name bindings	57
4 Circuit pack fragment	58
4.1 Object classes.....	58
4.2 Packages.....	59
4.3 Attributes	60
4.4 Actions	60
4.5 Name bindings	61
4.6 Parameters.....	63
5 Connect Action Information	63
6 ASN.1 definitions	63
6.1 Rules of extensibility	63
6.2 ASN.1 module	64
Appendix I.....	69
I.1 Inter-layer Relationship Alternatives	69
I.2 Intra-layer Topology Alternatives.....	70
I.3 Example #1	70
I.4 Example #2	71

Recommendation M.3100

GENERIC NETWORK INFORMATION MODEL

AMENDMENT 1

(Geneva, 1999)

1 Introduction

1.1 Scope

This amendment provides a generic network level information model enhancement to Recommendation M.3100. It identifies managed object classes that are common to managed telecommunications networks. The amendment further provides additions to Recommendation M.3100 in support of telemetry (scan and control) and provides an enhancement of the previous circuit pack.

1.2 Related Recommendations

The following ITU-T Recommendations and other references contain provisions which, through reference in this text, constitute provisions of this Recommendation. At the time of publication, the editions indicated were valid. All Recommendations and other references are subject to revision; all users of this Recommendation are therefore encouraged to investigate the possibility of applying the most recent edition of the Recommendations and other references listed below. A list of the currently valid ITU-T Recommendations is regularly published.

- ITU-T Recommendation G.851.1 (1996), *Management of the transport network – Application of the RM-ODP framework.*
- ITU-T Recommendation G.851.2¹, *Methodology for GDMO engineering viewpoint.*
- ITU-T Recommendation G.852.1 (1996), *Enterprise viewpoint for simple subnetwork connection management.*
- ITU-T Recommendation G.852.2 (1999), *Enterprise viewpoint description of transport network resource model.*
- ITU-T Recommendation G.852.3 (1999), *Enterprise viewpoint for topology management.*
- ITU-T Recommendation G.852.6 (1999), *Enterprise viewpoint for trail management.*
- ITU-T Recommendation G.852.8 (1999), *Enterprise viewpoint for pre-provisioned adaptation management.*
- ITU-T Recommendation G.852.10 (1999), *Enterprise viewpoint for pre-provisioned link connection management.*
- ITU-T Recommendation G.852.12 (1999), *Enterprise viewpoint for pre-provisioned link management.*

¹ Presently at the stage of draft.

- ITU-T Recommendation G.853.1 (1999), *Common elements of the information viewpoint for the management of a transport network.*
- ITU-T Recommendation G.853.2 (1996), *Subnetwork connection management information viewpoint.*
- ITU-T Recommendation G.853.3 (1999), *Information viewpoint for topology management.*
- ITU-T Recommendation G.853.6 (1999), *Information viewpoint for trail management.*
- ITU-T Recommendation G.853.8 (1999), *Information viewpoint for pre-provisioned adaptation management.*
- ITU-T Recommendation G.853.10 (1999), *Information viewpoint for pre-provisioned link connection management.*
- ITU-T Recommendation G.853.12 (1999), *Information viewpoint for pre-provisioned link management.*
- ITU-T Recommendation G.854.1 (1996), *Computational interfaces for basic transport network model.*
- ITU-T Recommendation G.854.3 (1999), *Computational viewpoint for topology management.*
- ITU-T Recommendation G.854.6 (1999), *Computational viewpoint for trail management.*
- ITU-T Recommendation G.854.8 (1999), *Computational viewpoint for pre-provisioned adaptation management.*
- ITU-T Recommendation G.854.10 (1999) *Computational viewpoint for pre-provisioned link connection management.*
- ITU-T Recommendation G.854.12 (1999) *Computational viewpoint for pre-provisioned link management.*
- ITU-T Recommendation M.3100 (1995), *Generic network information model.*

1.3 Abbreviations

None.

1.4 Definitions

None.

1.5 A note on GDMO references

This amendment is an integral part of Recommendation M.3100. This implies that all definitions (object classes, packages, attributes, ...) defined in Recommendation M.3100 as well as technical corrigenda 1 are local and can be referenced without the document identifier.

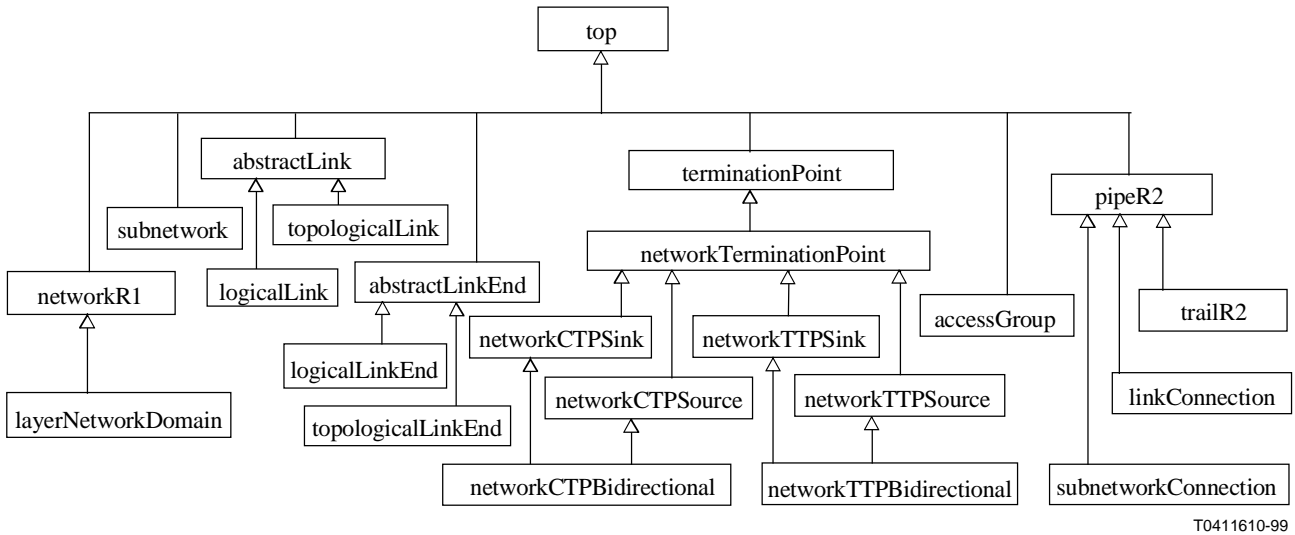
The following GDMO directive is added to help automatic processing of the Recommendation:

```
--<GDMO.Document "ITU-T Recommendation M.3100">--
```

2 Network Topology and Connectivity Fragment

2.1 Overview of the model

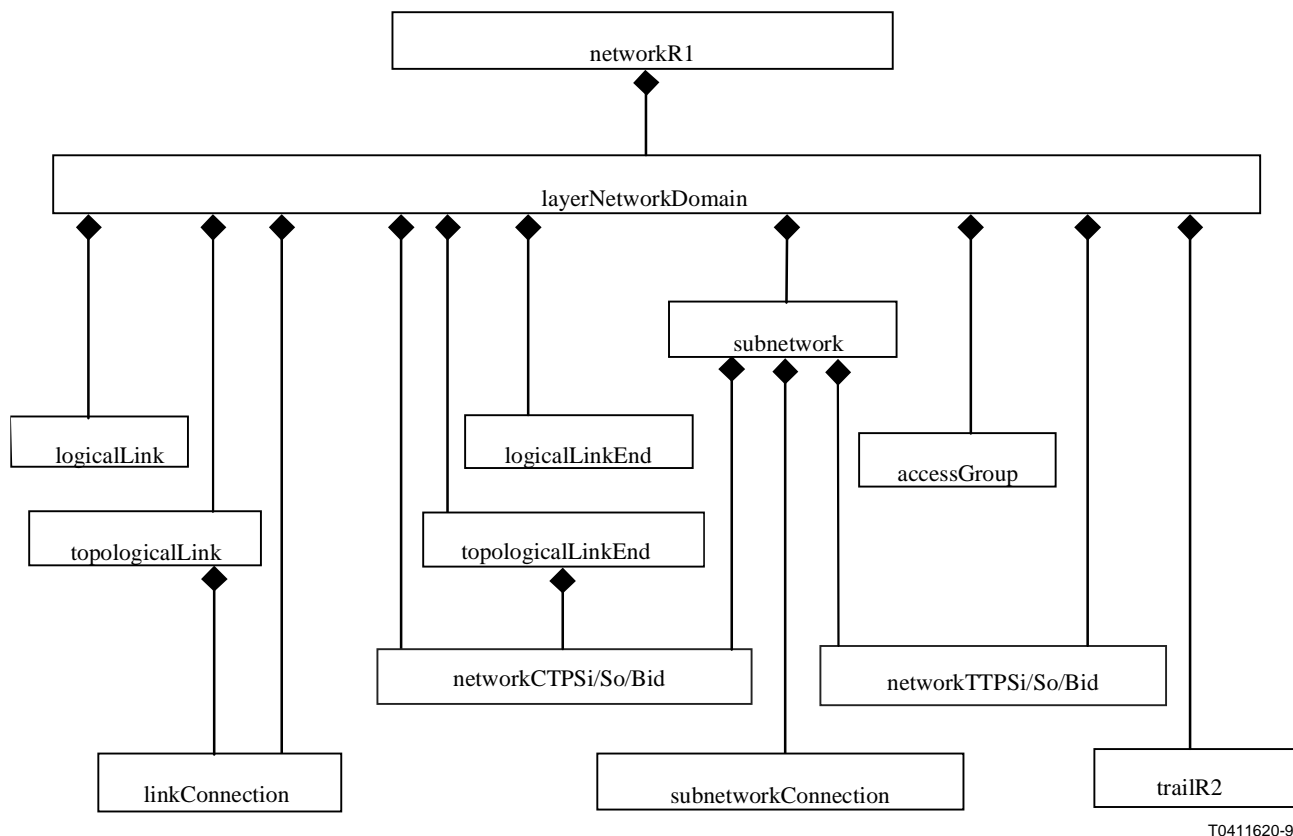
The inheritance hierarchy of the managed objects that represented the network level management information model for generic transport networks is illustrated in Figure 2-1.



T0411610-99

Figure 2-1/M.3100 – Inheritance

Figure 2-2 shows the naming hierarchy of managed objects.



T0411620-99

Figure 2-2/M.3100 – Naming hierarchy

2.2.1 Abstract Link

The abstractLink class is not instantiable.

abstractLink MANAGED OBJECT CLASS

DERIVED FROM "ITU-T X.721 | ISO/IEC 10165-2:1992":top;

CHARACTERIZED BY

createDeleteNotificationsPackage,

abstractLinkPackage PACKAGE

BEHAVIOUR

abstractLinkBehaviour BEHAVIOUR

DEFINED AS

"The abstract link object class gives a topological description of the capacity between two adjacent Subnetworks, or two Link Ends; or a Subnetwork and an Access Group when Network trail termination points lie outside the boundary of the largest subnetwork.

The use made of the individual attributes and notifications is detailed below:

- a end: the link end, subnetwork or access group which terminates one end of the Link <ITU-T G.853.1,RELATIONSHIP:linkBinds>;
 - available link capacity: the number of free Link Connections or free bandwidth <ITU-T G.853.8,ATTRIBUTE:pamAvailableLinkCapacity>;
 - z end: the link end, subnetwork or access group which terminates the other end of the Link <ITU-T G.853.1,RELATIONSHIP:linkBinds>;
 - signal Id: shows the signal Id of the Link Connections that provide the capacity for the Link;
 - a link must be provided with capacity by Link connections of the same signal Id;
- attribute value change notification: shall be emitted when the values change of the following attributes: availableLinkCapacity, totalLinkCapacity.";;

ATTRIBUTES

aEnd	GET SET-BY-CREATE,
availableLinkCapacity	GET,
signalId	GET SET-BY-CREATE,
zEnd	GET SET-BY-CREATE;;;

CONDITIONAL PACKAGES

attributeValueChangeNotificationPackage PRESENT IF

"the attributeValueChange notification defined in Recommendation X.721 is supported by an instance of this managed object class",

usageCostPackage PRESENT IF

"the link has an allocated usage cost ",

userLabelPackage PRESENT IF

"a userLabel is supported.

<ITU-T G.852.2,PERMISSION:userLabelFacility>;

REGISTERED AS {m3100ObjectClass 44};

2.2.2 Abstract Link End

The abstractLinkEnd class is not instantiable.

abstractLinkEnd MANAGED OBJECT CLASS

DERIVED FROM "ITU-T X.721 | ISO/IEC 10165-2:1992":top;

CHARACTERIZED BY

attributeValueChangeNotificationPackage,

createDeleteNotificationsPackage,

abstractLinkEndPackage PACKAGE

BEHAVIOUR

abstractLinkEndBehaviour BEHAVIOUR

DEFINED AS

"The Abstract Link End object class is a class of managed objects which contains Network Connection Termination Points for the purpose of representing topology.

The use made of individual attributes and notification is detailed below:

- available link end capacity: represents the spare capacity of the link end;
- link pointer: is a distinguished name of the related link managed object instance;
- contained in subnetwork list: is a distinguished name that represents the parent subnetwork of the logical link.

An attribute value change notification shall be emitted when the value of the availableLinkEndCapacity or the containedInSubNetworkList is changed.";

ATTRIBUTES

availableLinkEndCapacity GET,
linkPointer GET;;;

CONDITIONAL PACKAGES

containedInSubNetworkListPackage PRESENT IF

"this link end object instance is not named from a subnetwork managed object "

userLabelPackage PRESENT IF

"a userLabel is supported.

<ITU-T G.852.2, PERMISSION:userLabelFacility>;

REGISTERED AS {m3100ObjectClass 45};

2.2.3 Access Group

accessGroup MANAGED OBJECT CLASS

DERIVED FROM "ITU-T X.721|ISO/IEC 10165-2:1992":top;

CHARACTERIZED BY

accessGroupPackage PACKAGE

BEHAVIOUR

accessGroupBehaviour BEHAVIOUR

DEFINED AS

"<ITU-T G.852.2,RESOURCE:access group>

The Access Group object class is a class of managed objects which groups Network Trail Termination Points for management purposes.

<ITU-T Rec.G.852.3,ACTION:create link,ACTION POLICY:inputAEnd>

<ITU-T Rec.G.852.3,ACTION:create link,ACTION POLICY:inputZEnd>;

ATTRIBUTES

accessGroupId GET,
accessPointList GET-REPLACE ADD-REMOVE
networkTTPAndAccessGroupNotCompatible
failureToAssociateNetworkTTP
failureToDisassociateNetworkTTP,
topologicalEndDirectionality GET,
signalId GET;;;

CONDITIONAL PACKAGES

containedInSubNetworkListPackage PRESENT IF

"the access group object is contained in a subnetwork",

linkPointerListPackage PRESENT IF

"topology management is supported

<ITU-T G.852.3,ACTION:create link, ACTION POLICY:inputAEnd>,

<ITU-T G.852.3,ACTION:create link, ACTION POLICY:inputZEnd>;",

userLabelPackage PRESENT IF

"a userLabel is supported <ITU-T G.852.2,PERMISSION:userLabelFacility>;

REGISTERED AS {m3100ObjectClass 46};

2.2.4 Layer Network Domain

layerNetworkDomain MANAGED OBJECT CLASS

DERIVED FROM networkR1;

CHARACTERIZED BY

layerNetworkDomainPkg PACKAGE

BEHAVIOUR

layerNetworkDomainBehaviour BEHAVIOUR

DEFINED AS

"<ITU-T G.852.2,RESOURCE:layer network domain>

This managed object represents a transport administrative domain in which all resources pertain to the same G.805 layer. <ITU-T G.853.1,OBJECT:layerNetworkDomain >

It represents the topological aspects of the transport network layer.

<ITU-T G.853.1,RELATIONSHIP:layerNetworkDomainIsMadeOf >;

ATTRIBUTES

signalId GET;;

REGISTERED AS {m3100ObjectClass 47};

2.2.5 Link Connection

linkConnection MANAGED OBJECT CLASS

DERIVED FROM pipeR2;

CHARACTERIZED BY

linkConnectionPackage PACKAGE

BEHAVIOUR

linkConnectionBehaviour BEHAVIOUR

DEFINED AS

"<ITU-T G.852.2,RESOURCE:link connection>

The Link Connection object class is a class of managed objects responsible for the transparent transfer of information between Network Connection Termination Points.

A Link Connection may be a component of a Trail. A sequence of one or more Link Connections (and subnetwork connections) may be linked together to form a Trail.

<ITU-T G.853.1,RELATIONSHIP:linkConnectionIsSupportedByTrail>,

<ITU-T G.853.1,RELATIONSHIP:trailIsMadeOfTransportEntities>

A Link Connection may be either uni- or bidirectional.

<ITU-T G.853.1,OBJECT:transportConnection >

A point-to-point unidirectional Link Connection can be established between a Network connection termination point source or Network connection termination point bidirectional; and a Network connection termination point sink or Network connection termination point bidirectional.

A point-to-point bidirectional Link Connection can be established between a Network connection termination point bidirectional; and a Network connection termination point bidirectional.

An operation to create a Link Connection will not be successful and will fail with an invalid TP type if a requested endpoint is a Network Trail Termination Point.

For all types of Link Connection, the network termination point(s) pointed to by the A End attribute is related to the network termination point(s) pointed to by the Z End attribute in such a way that traffic can flow between the network termination points represented by these managed objects in a unidirectional or bidirectional manner as indicated by the directionality attribute.

<ITU-T G.853.3, ATTRIBUTE:directionality>;

ATTRIBUTES

connectionId GET;;

CONDITIONAL PACKAGES

serverTrailListPackage PRESENT IF

"the link connection is supported by a server trail

<ITU-T G.853.8,RELATIONSHIP:linkConnectionIsSupportedByTrail>",

compositePointerPackage PRESENT IF

"the link connection is a component of that subnetwork connection

<ITU-T G.853.1,RELATIONSHIP:subnetworkConnectionIsMadeOfTransportEntities>",

clientTrailPackage PRESENT IF

"the link connection serves a client trail

<ITU-T G.853.1,RELATIONSHIP:trailIsMadeOfTransportEntities>;

REGISTERED AS {m3100ObjectClass 48};

2.2.6 Logical Link

logicalLink MANAGED OBJECT CLASS

DERIVED FROM abstractLink;

CHARACTERIZED BY

logicalLinkCapacityPackage,

logicalLinkPackage PACKAGE

BEHAVIOUR

logicalLinkBehaviour BEHAVIOUR

DEFINED AS

"<ITU-T G.852.2,RESOURCE:link>

A logical link managed object represents a link that may be administratively composed of link connections or bandwidth that may be provided by one or more topological links or other logical links.";;

ATTRIBUTES

linkDirectionality GET,

linkId GET;;;

CONDITIONAL PACKAGES

linkConnectionPointerListPackage PRESENT IF

"pre-provisioned link connections are supported by the transport technology";

REGISTERED AS {m3100ObjectClass 49};

2.2.7 Logical Link End

logicalLinkEnd MANAGED OBJECT CLASS

DERIVED FROM abstractLinkEnd;

CHARACTERIZED BY

linkEndCapacityPackage,

logicalLinkEndPackage PACKAGE

BEHAVIOUR

logicalLinkEndBehaviour BEHAVIOUR

DEFINED AS

"<ITU-T G.852.2,RESOURCE:link end>

The Logical Link End object class represents the end of a logical link.

When present, the Network CTPs In Link End List Package identifies the network CTPs that are present in the Logical Link End. There is no name binding between or Logical Link End and the network CTPs that are associated with the Logical Link.";;

ATTRIBUTES

linkEndId GET,

logicalEndDirectionality GET;;;

CONDITIONAL PACKAGES

networkCTPsInLinkEndListPackage PRESENT IF

"pre-provisioned network CTPs are supported by the transport technology";

REGISTERED AS {m3100ObjectClass 50};

2.2.8 Network Connection Termination Point Bidirectional

networkCTPBidirectional MANAGED OBJECT CLASS

DERIVED FROM

networkCTPSink,

networkCTPSource;

CHARACTERIZED BY

networkCTPBidPackage PACKAGE

BEHAVIOUR
networkCTPBidBehaviour BEHAVIOUR
DEFINED AS

"<ITU-T G.852.2,RESOURCE:connection termination point>

If it is necessary to configure an instance of this object class to be unidirectional, a subclass may be specified for which directionality is permitted to be settable.";;;

REGISTERED AS {m3100ObjectClass 51};

2.2.9 Network Connection Termination Point Sink

networkCTPSink MANAGED OBJECT CLASS
DERIVED FROM networkTerminationPoint;
CHARACTERIZED BY

networkCTPSinkPackage PACKAGE

BEHAVIOUR

networkCTPSinkBehaviour BEHAVIOUR

DEFINED AS

"<ITU-T G.852.2,RESOURCE:connection termination point>

The Network CTP Sink object class is a class of managed objects that terminates Link connections and/or originates Subnetwork Connections. The resource receives information (traffic), via a Link connection, from an instance representing a NetworkConnection Termination Point, and sends it on, via a Subnetwork Connection, to instances representing either NWCTP Sources or a NWTTP Sink in the same Subnetwork.

An instance of this class may only have connectivity relationships (link connection or subnetwork connection) with instances that represent Network Connection Termination Points, Source or Bidirectional, which are at the same layer.

<ITU-T G.852.3,COMMUNITY_POLICY:signalid>

An instance of this class may be subnetwork connected, via a Subnetwork Connection, to a single instance which represents a Network Trail Termination Point, Sink or Bidirectional, at the same layer.

<ITU-T G.853.1:RELATIONSHIP:subnetworkConnectionIsTerminatedByPointToPoint, ROLE:a_endCTP>

The Subnetwork Connection Pointer attribute points to the managed object representing the relationship with the network termination point(s), within the same Subnetwork, that receive(s) information (traffic) from this network termination point, or is null.

<ITU-T G.853.1: RELATIONSHIP:subnetworkConnectionIsTerminatedByPointToPoint , ROLE: a_endCTP>

The referenced managed object shall represent a Subnetwork Connection. Where the NWCTP sink participates in many subnetwork connections for different subnetworks, the Subnetwork Connection Pointer is null.

Any network termination points identified by the related Subnetwork Connection indicate that a relationship exists, but this does not indicate that information can flow between the network termination points. This capability is indicated by a combination of the State Attributes including the Operational State.

The Connectivity Pointer attribute points to the managed object representing the Connection which relates this instance to the instance representing the Network Connection Termination Point, Source or Bidirectional, that sends information (traffic) to this network termination point, or is null.

<ITU-T G.853.1,RELATIONSHIP:linkConnectionIsTerminatedByPointToPoint, ROLE: z_endCTP>";;;

CONDITIONAL PACKAGES

channelNumberPackage PRESENT IF

"the channel number attribute is supported by an instance of this managed object class",

ctpInstancePackage PRESENT IF

"an instance supports it",

networkCTPPackage PRESENT IF

"pointers to instances of network termination points at higher or lower levels of subnetwork partitioning are supported by this managed object class

<ITU-T G.853.1,RELATIONSHIP:subnetworkTPPoolIsMadeOfSubnetworkTP>",

serverTTPPointerPackage PRESENT IF

"the server trail termination point pointer attribute is supported by an instance of this managed object class <ITU-T G.853.1,RELATIONSHIP:networkTTPAdaptsNetworkCTP>"

REGISTERED AS {m3100ObjectClass 52};

2.2.10 Network Connection Termination Point Source

networkCTPSource MANAGED OBJECT CLASS
DERIVED FROM **networkTerminationPoint**;
CHARACTERIZED BY

networkCTPSourcePackage PACKAGE
BEHAVIOUR
networkCTPSourceBehaviour BEHAVIOUR
DEFINED AS

"<ITU-T G.852.2,RESOURCE:connection termination point>

The Network CTP Source object class is a class of managed objects that originates Link connections and/or terminates Subnetwork Connections. The resource sends information (traffic), via a Link connection, to instances representing Network Connection Termination Points, and receives it, via a Subnetwork Connection, from an instance representing either a NWCTP Sink or a NWTTP Source in the same Subnetwork.

An instance of this class may only have connectivity relationships (link connection or subnetwork connection) with instances that represent Network Connection Termination Points, Sink or Bidirectional, which are at the same layer.

<ITU-T G.852.3,COMMUNITY_POLICY:signalid>

An instance of this class may be subnetwork connected, via a Subnetwork Connection, to a single instance which represents a Network Trail Termination Point, Source or Bidirectional, at the same layer.

<ITU-T G.853.1,RELATIONSHIP:subnetworkConnectionIsTerminatedByPointToPoint, ROLE: z_endCTP>

The Subnetwork Connection Pointer attribute points to the managed object representing the relationship with the network termination point, within the same Subnetwork, that sends information (traffic) to this network termination point, or is null. The referenced managed object shall represent a Subnetwork Connection.

<ITU-T G.853.1,RELATIONSHIP:subnetworkConnectionIsTerminatedByPointToPoint, ROLE: z_endCTP>

Where the NWCTP source participates in many subnetwork connections for different subnetworks, the Subnetwork Connection Pointer is null.

Any network termination points identified by the related Subnetwork Connection indicate that a relationship exists, but this does not indicate that information can flow between the network termination points. This capability is indicated by a combination of the State Attributes, including the Operational State.

The Connectivity Pointer attribute points to the managed object representing the Connection which relates this instance to the instance representing the Network Connection Termination Point, Source or Bidirectional, that sends information (traffic) to this network termination point, or is null.

<ITU-T G.853.1,RELATIONSHIP:linkConnectionIsTerminatedByPointToPoint, ROLE: a_endCTP>";;;

CONDITIONAL PACKAGES

channelNumberPackage PRESENT IF

"the channel number attribute is supported by an instance of this managed object class",

ctpInstancePackage PRESENT IF

"an instance supports it",

networkCTPPackage PRESENT IF

"pointers to instances of network termination points at higher or lower levels of subnetwork partitioning are supported by this managed object class

<see ITU-T G.853.1,RELATIONSHIP:subnetworkTPPoolIsMadeOfSubnetworkTP>",

serverTTPPointerPackage PRESENT IF

"the server trail termination point pointer attribute is supported by an instance of this managed object class <see ITU-T G.853.1,RELATIONSHIP:networkTTPAdaptsNetworkCTP>";

REGISTERED AS {m3100ObjectClass 53};

2.2.11 Network Termination Point

The **networkTerminationPoint** class is not instantiable.

networkTerminationPoint MANAGED OBJECT CLASS
DERIVED FROM **terminationPoint**;
CHARACTERIZED BY
createDeleteNotificationsPackage,
networkTerminationPointPackage PACKAGE

BEHAVIOUR

networkTerminationPointBehaviour BEHAVIOUR

DEFINED AS

"This managed object represents the network termination of a transport entity, such as an instance representing a Trail or a Link Connection.

The sncPointer is used to point to a Subnetwork Connection. However, not all network termination points will have a flexible connection, and it may be more appropriate to point to another network termination point, for example in a regenerator the two network connection termination points would point to each other as there is no flexibility between them. In this instance the networkTPPointer shall be used. Both pointers are conditional.

<ITU-T G.853.1,RELATIONSHIP:subnetworkConnectionIsTerminatedByPointToPoint, ROLE: a_endCTP or z_endCTP>

The Connectivity Pointer attribute points to the managed object representing the Link connection or Trail which relates this instance to other instance(s) representing the Network Termination Point(s).

<ITU-T G.853.1,RELATIONSHIP:trailIsTerminatedByPointToPoint, ROLE: a_endCTP or z_endCTP>

<ITU-T G.853.1,RELATIONSHIP:linkConnectionIsTerminatedByPointToPoint, ROLE: a_endCTP or z_endCTP>;;

ATTRIBUTES

pointDirectionality

GET,

signalId

GET SET-BY-CREATE;;;

CONDITIONAL PACKAGES

configuredConnectivityPackage PRESENT IF

"configured connectivity indication is supported by this managed object instance",

connectivityPointerPackage PRESENT IF

"the network termination point terminates a link connection or a trail

<ITU-T G.853.1,RELATIONSHIP:trailIsTerminatedByPointToPoint, ROLE: a_endCTP or z_endCTP>,"

< ITU-T G.853.1,RELATIONSHIP:linkConnectionIsTerminatedByPointToPoint, ROLE: a_endCTP or z_endCTP>,"

"ITU-T X.721|ISO/IEC 10165-2:1992":administrativeStatePackage PRESENT IF

"the resource represented by this managed object is capable of being administratively removed from service (point view)",

"ITU-T X.721|ISO/IEC 10165-2:1992":availabilityStatusPackage PRESENT IF

"the resource represented by this managed object is capable of representing its availability (point view)",

locationNamePackage PRESENT IF

"an instance supports it",

neAssignmentPackage PRESENT IF

"the Network Element view of termination points is available",

sncPointerPackage PRESENT IF

"a network termination point may be flexibly connected to another network termination point

<ITU-T G.853.1,RELATIONSHIP:extremitiesTerminateSubnetworkConnection>",

networkTPPointerPackage PRESENT IF

"there is no flexibility between network termination points (degenerate case only)",

userLabelPackage PRESENT IF

"a userLabel is supported < ITU-T G.852.2, PERMISSION userLabelFacility>";

REGISTERED AS {m3100ObjectClass 54};

2.2.12 Network Trail Termination Point Bidirectional

networkTTPBidirectional MANAGED OBJECT CLASS

DERIVED FROM

networkTTPSink,

networkTTPSource;

CHARACTERIZED BY

networkTTPBidPackage PACKAGE

BEHAVIOUR

networkTTPBidBehaviour BEHAVIOUR

DEFINED AS

"<ITU-T G.852.2,RESOURCE:trail termination point>

If it is necessary to configure an instance of this object class to be unidirectional, a subclass may be specified for which directionality is permitted to be settable.";;;

REGISTERED AS {m3100ObjectClass 55};

2.2.13 Network Trail Termination Point Sink

networkTTPSink MANAGED OBJECT CLASS
DERIVED FROM networkTerminationPoint;
CHARACTERIZED BY

networkTTPSinkPackage PACKAGE

BEHAVIOUR

networkTTPSinkBehaviour BEHAVIOUR

DEFINED AS

"<ITU-T G.852.2,RESOURCE:trail termination point>

The Network TTP Sink object class is a class of managed objects that terminates Trails and Subnetwork Connections in the Network viewpoint.

An instance of this class may only have Trail relationships with Network Trail Termination Points, Source or Bidirectional, which are at the same layer.

<ITU-T G.852.3,COMMUNITY_POLICY:signalid>

An instance of this class may be subnetwork connected, via a Subnetwork Connection, to a single Network Connection Termination Point Sink or Bidirectional, or a Network Trail Termination Point Source at the same layer.

<ITU-T G.853.1,RELATIONSHIP:subnetworkConnectionIsTerminatedByPointToPoint, ROLE: z_endCTP>

The Subnetwork Connection Pointer attribute points to the managed object representing the relationship with one or more Network Connection Termination Points, within the same Subnetwork, that send information (traffic) to this network termination point, or is null.

Any network termination point identified by the related Subnetwork Connection indicates that a relationship exists, but this does not indicate that information can flow between the network termination points. This capability is indicated in a combination of the State attributes, including the Operational State.

The Connectivity Pointer attribute points to the managed object representing the Trail which relates this instance to the instances representing the Network Trail Termination Points, that send information (traffic) to this network termination point at the same layer, or is null.

<ITU-T G.853.1,RELATIONSHIP:trailIsTerminatedByPointToPoint, ROLE: z_endCTP>";;;

CONDITIONAL PACKAGES

supportableClientListPackage PRESENT IF

"an instance supports it",

ttpInstancePackage PRESENT IF

"an instance supports it",

clientCTPListPackage PRESENT IF

"management of the client networkCTPs of this managed object is supported

<ITU-T G.853.1,RELATIONSHIP:networkTTPAdaptsNetworkCTP>";

REGISTERED AS {m3100ObjectClass 52};

2.2.14 Network Trail Termination Point Source

networkTTPSource MANAGED OBJECT CLASS
DERIVED FROM networkTerminationPoint;
CHARACTERIZED BY

networkTTPSourcePackage PACKAGE

BEHAVIOUR

networkTTPSourceBehaviour BEHAVIOUR

DEFINED AS

"<ITU-T G.852.2,RESOURCE:trail termination point>

The Network TTP Source object class is a class of managed objects that originates Trails and Subnetwork Connections in the Network viewpoint.

An instance of this class may only have Trail relationships with Network Trail Termination Points, Sink or Bidirectional, which are at the same layer.

<ITU-T G.852.3, COMMUNITY_POLICY:signalid>

An instance of this class may be subnetwork connected, via a Subnetwork Connection, to a single Network Connection Termination Point Source or Bidirectional, or a Network Trail Termination Point Sink at the same layer. It may also be connected, via a Subnetwork Connection, to multiple instances of Network CTPs at the same layer when it is operating in the broadcast mode in order to transmit multiple copies of the same signal.

<ITU-T G.853.1,RELATIONSHIP: subnetworkConnectionIsTerminatedByPointToPoint, ROLE: a_endCTP>

The Subnetwork Connection Pointer attribute points to the managed object representing the relationship with one or more Network Connection Termination Points, within the same Subnetwork, that receive information (traffic) from this network termination point, or is null.

Any network termination point identified by the related Subnetwork Connection indicates that a relationship exists, but this does not indicate that information can flow between the network termination points. This capability is indicated by a combination of the State Attributes, including the Operational State.

The Connectivity Pointer attribute points to the managed object representing the Trail which relates this instance to the instances representing the Network Trail Termination Points, that receive information (traffic) from this network termination point at the same layer, or is null.

<ITU-T G.853.1,RELATIONSHIP: linkConnectionIsTerminatedByPointToPoint, ROLE: z_endCTP > ";;;";

CONDITIONAL PACKAGES

supportableClientListPackage PRESENT IF

"an instance supports it",

ttpInstancePackage PRESENT IF

"an instance supports it",

clientLinkEndPointPackage PRESENT IF

"link ends are supported by the subnetwork in the client layer",

clientCTPListPackage PRESENT IF

"management of the client networkCTPs of this managed object is supported

<ITU-T G.853.1,RELATIONSHIP:networkTTPAdaptsNetworkCTP>";

REGISTERED AS {m3100ObjectClass 57};

2.2.15 PipeR2

The pipeR2 class is not instantiable because the transfer is effected via trail and link connection.

pipeR2 MANAGED OBJECT CLASS

DERIVED FROM " ITU-T X.721|ISO/IEC 10165-2:1992":top;

CHARACTERIZED BY

pipeR2Package PACKAGE

BEHAVIOUR

pipeR2Behaviour BEHAVIOUR

DEFINED AS

"The pipeR2 object class is a class of managed objects which ensures the transfer of information between two or more termination points.

The directionality attribute indicates whether transmission is unidirectional or bidirectional.

The Signal Id attribute describes the signal that is transferred across a Connectivity instance. The managed objects representing the network termination points that are related by this instance must have signal Ids that are compatible.

If an instance of this class is bidirectional, the a- and z-termination points shall also be bidirectional. If an instance of this class is unidirectional, the a-point shall be the source TP or bidirectional TP and the z-termination point shall be the sink TP or bidirectional TP.

For unidirectional connections, the aEndNWTPList attribute shall identify the source end.

The operational state indicates the capability to carry a signal.";;

ATTRIBUTES

directionality

GET,

signalId

GET SET-BY-CREATE,

aEndNetworkTPList

GET SET-BY-CREATE,

zEndNetworkTPList

GET SET-BY-CREATE;;;

CONDITIONAL PACKAGES

"ITU-T X.721|ISO/IEC 10165-2:1992":administrativeStatePackage PRESENT IF

"the administrativeState attribute defined in Recommendation X.721 is supported by an instance of this managed object class (arc view)",

alarmSeverityAssignmentPointerPackage PRESENT IF

"the tmnCommunicationsAlarmInformationPackage package is present AND the managed object supports configuration of alarm severities (arc view)",

attributeValueChangeNotificationPackage PRESENT IF

"the attributeValueChange notification defined in Recommendation X.721 is supported by an instance of this managed object class",

"ITU-T X.721|ISO/IEC 10165-2:1992":availabilityStatusPackage PRESENT IF

"the availabilityStatus attribute defined in Recommendation X.721 is supported by an instance of this managed object class (arc view)",

createDeleteNotificationsPackage PRESENT IF

"the objectCreation and objectDeletion notifications defined in Recommendation X.721 are supported by an instance of this managed object class",

operationalStatePackage PRESENT IF

"the operationalState attribute defined in Recommendation X.721 is supported by an instance of this managed object class (arc view)",

protectedPackage PRESENT IF

"an instance supports it",

qualityOfConnectivityServicePackage PRESENT IF

"an instance supports it",

stateChangeNotificationPackage PRESENT IF

"the stateChange notification defined in Recommendation X.721 is supported by an instance of this managed object class (arc view)",

supportedByPackage PRESENT IF

"the supportedByObjectList attribute is supported by this managed object",

tmnCommunicationsAlarmInformationPackage PRESENT IF

"the communicationsAlarm notification (as defined in Recommendation X.721) is supported by this managed object (arc view)",

userLabelPackage PRESENT IF

"an instance supports it";

-- the userLabelPackage may be used for M.1400 type designations.

REGISTERED AS {m3100ObjectClass 58};

2.2.16 SubNetwork

subNetwork MANAGED OBJECT CLASS

DERIVED FROM "ITU-T X.721|ISO/IEC 10165-2:1992":top;

CHARACTERIZED BY

createDeleteNotificationsPackage,

subNetworkPackage PACKAGE

BEHAVIOURsubNetworkBehaviour BEHAVIOUR

DEFINED AS

"<ITU-T G.852.2,RESOURCE:subnetwork>

The Subnetwork object class represents logical collections of network termination points.

If present the attribute ContainedSubNetworkList will be null if there are no contained Subnetworks. The attribute ContainedInSubNetworkList will also be null if there are no containing (parent) Subnetworks.";;

ATTRIBUTES

signalId GET SET-BY-CREATE,

subNetworkId GET;;;

CONDITIONAL PACKAGES

administrativeOperationalStatesPackage PRESENT IF

"the administrativeState and operationalState attributes defined in Recommendation X.721 are supported by an instance of this managed object class",

attributeValueChangeNotificationPackage PRESENT IF

"the attributeValueChange notification defined in Recommendation X.721 is supported by an instance of this managed object class",

"ITU-T X.721|ISO/IEC 10165-2:1992":availabilityStatusPackage PRESENT IF

"the availabilityStatus attribute defined in Recommendation X.721 is supported by an instance of this managed object class",

containedAccessGroupListPackage PRESENT IF

"access group instances are contained in the subnetwork",

containedInSubNetworkListPackage PRESENT IF

"this subnetwork object instance is contained in a subnetwork (partitioning is supported) <ITU-T G.853.1,RELATIONSHIP:sNIsPartitionedBySn>",

containedLinkEndListPackage PRESENT IF

"there are contained link end in the subnetwork object instance (partitioning is supported)",

containedLinkListPackage PRESENT IF

"there are contained links in the subnetwork object instance (partitioning is supported)",

containedNetworkTPListPackage PRESENT IF

"there are contained network termination points in the subnetwork object instance <ITU-T G.853.3,topmanSubnetwork:RELATIONSHIP:subnetworkIsDelimitedBy>",

containedSubNetworkListPackage PRESENT IF

"there are contained subnetworks in this subnetwork object instance (partitioning is supported) < ITU-T G.853.1,RELATIONSHIP:sNIsPartitionedBySn>",

linkPointerListPackage PRESENT IF

"a topological view using links, subnetworks, and access groups is supported (arc view) <ITU-T G.853.3,topmanSubnetwork:RELATIONSHIP:linkBinds>",

stateChangeNotificationPackage PRESENT IF

"the stateChange notification defined in Recommendation X.721 is supported by an instance of this managed object class",

supportedByPackage PRESENT IF

"an instance supports it",

usageStatePackage PRESENT IF

"the usageState attribute defined in Recommendation X.721 is supported by an instance of this managed object class",

userLabelPackage PRESENT IF

"the user label attribute is supported by an instance of this managed object class <ITU-T G.852.2, PERMISSION:userLabelFacility >";

REGISTERED AS {m3100ObjectClass 59};

2.2.17 SubNetwork Connection

subNetworkConnection MANAGED OBJECT CLASS

DERIVED FROM pipeR2;

CHARACTERIZED BY

subNetworkConnectionPackage PACKAGE

BEHAVIOUR

subNetworkConnectionBehaviour BEHAVIOUR

DEFINED AS

"<ITU-T G.852.2,RESOURCE:subnetwork connection>

The Subnetwork Connection object class is a class of managed objects that associates the network termination point object identified in the A end attribute and the network termination point object(s) listed in the Z end attribute of this managed object. The Subnetwork Connection may be set up between network termination points (or groups of network termination points) specified explicitly, or implicitly between managed objects acting as containers of network termination point managed object instances from which any idle network termination point or group may be used.

If the managed objects listed in the A End and Z End attributes represent groups, the nth element of the A end group is related to the nth element of every Z end group (for every n). There shall be n elements in each group involved in the Subnetwork Connection.

For a group with n elements, the Signal Id shall be taken to be a bundle of n times the characteristic information of the individual elements, all of which are the same.

A point-to-point unidirectional Subnetwork Connection can be established between one of Network connection termination point sink, Network connection termination point bidirectional, Network trail termination point source, Network trail termination point bidirectional or Network group termination point; and one of Network connection termination point source, Network connection termination point bidirectional, Network trail termination point sink, Network trail termination point bidirectional or Network group termination point.

A point-to-point bidirectional Subnetwork Connection can be established between one of Network connection termination point bidirectional, Network trail termination point bidirectional or Network group termination point; and one of Network connection termination point bidirectional, Network trail termination point bidirectional or Network group termination point.

A point-to-multipoint unidirectional Subnetwork Connection can be established between one of Network connection termination point sink, Network connection termination point bidirectional, Network trail termination point source, Network trail termination point bidirectional or Network group termination point; and a set whose members are Network connection termination point sources, Network connection termination point bidirectionals, Network trail termination point sinks, Network trail termination point bidirectional or Network group termination point.

A point-to-multipoint bidirectional Subnetwork Connection can be established between one of Network connection termination point bidirectional, Network trail termination point bidirectional or Network group termination; and a set whose members are Network connection termination point bidirectionals, Network trail termination point bidirectionals or Network group termination points.

The componentListPackage is supported where the Subnetwork Connection is made up of a number of component Subnetwork Connections, and Connections, within the same layer.";;

ATTRIBUTES

subNetworkConnectionId GET;;;

CONDITIONAL PACKAGES

compositePointerPackage PRESENT IF

"the Subnetwork Connection is a component of another Subnetwork Connection within the same layer (partitioned subnetworks).

<ITU-T G.853.1,RELATIONSHIP:subnetworkConnectionisMadeOfTransportEntities>",

componentPointerPackage PRESENT IF

"the Subnetwork Connection is made up of a number of component Subnetwork Connections, and Connections, within the same layer (partitioned subnetworks)

<ITU-T G.853.1,RELATIONSHIP:subnetworkConnectionisMadeOfTransportEntities>",

relatedRoutingProfilePackage PRESENT IF

"routing profiles are supported",

userLabelPackage PRESENT IF

"a userLabel is supported <ITU-T G.852.2, PERMISSION:userLabelFacility>";

REGISTERED AS {m3100ObjectClass 60};

2.2.18 Topological Link

topologicalLink MANAGED OBJECT CLASS

DERIVED FROM abstractLink;

CHARACTERIZED BY

topologicalLinkCapacityPackage,

topologicalLinkPackage PACKAGE

BEHAVIOUR

topologicalLinkBehaviour BEHAVIOUR

DEFINED AS

"<ITU-T G.852.2,RESOURCE:topological link>

The topological link object class represents a link in a client layer provided by one and only one server trail.

The serverTrail attribute is a pointer to the trail in the server layer network domain that supports this topological link. The serverTrail attribute may be null if the trail in the server layer network domain that supports this topological link is not assigned.

The use made of the individual attributes and notifications is detailed below:

- total link capacity: the total number of Link Connections or bandwidth available <ITU-T G.853.8,ATTRIBUTE:pamMaxProvisionableCapacity>;
- maximum link connection count: the maximum number of link connections available on connection with flexible bandwidth management;
- potential link capacity: the number of potential Link Connections or potential bandwidth that could be provisioned <ITU-T G.853.8, ATTRIBUTE:pamPotentialLinkCapacity>;
- provisioned link capacity: the number of provisioned Link Connections or the provisioned bandwidth <ITU-T G.853.8,ATTRIBUTE:pamProvisionedLinkCapacity>;
- provisioned link connection count: the number of link connections assigned using flexible bandwidth management.

An attribute value change notification shall be emitted when the value of the totalLinkCapacity, maximumLinkConnectionCount, potentialLinkCapacity, provisionedLinkCapacity or provisionedLinkConnectionCount is changed.";;

ATTRIBUTES

directionality	GET,
linkId	GET,
serverTrail	GET;;;

CONDITIONAL PACKAGES

totalLinkCapacityPackage PRESENT IF

"pre-provisioned adaptation or link connection or link management are supported by the transport technology",

maximumLinkConnectionCountPackage PRESENT IF

"flexible bandwidth allocation is supported",

potentialLinkCapacityPackage PRESENT IF

"pre-provisioned adaptation or link connection or link management are supported by the transport technology",

provisionedLinkCapacityPackage PRESENT IF

"pre-provisioned adaptation or link connection or link management are supported by the transport technology",

provisionedLinkConnectionCountPackage PRESENT IF

"flexible bandwidth allocation is supported";

REGISTERED AS {m3100ObjectClass 61};

2.2.19 Topological Link End

topologicalLinkEnd MANAGED OBJECT CLASS

DERIVED FROM abstractLinkEnd;

CHARACTERIZED BY

**serverTTPPointerPackage,
topologicalLinkEndCapacityPackage,
topologicalLinkEndPackage PACKAGE**

BEHAVIOUR

topologicalLinkEndBehavior BEHAVIOUR

DEFINED AS

"<ITU-T G.852.2,RESOURCE:topological link end>

The Topological Link End object class represents the end of a topological link when viewed from the point perspective.

The Topological Link End object is related to one and only one network TTP in the server layer.

The use made of the individual attributes and notifications is detailed below:

- total link end capacity: the total number of network CTPs or the bandwidth available <ITU-T G.853.8,ATTRIBUTE: pamMaxProvisionableCapacity>;
- maximum network CTP count: the maximum number of network CTPs available at the LinkEnd when using flexible bandwidth management;

- potential link end capacity: the number of potential network CTPs or potential bandwidth that could be provisioned <ITU-T G.853.8, ATTRIBUTE: pamPotentialLinkCapacity>;
- provisioned link end capacity: the number of provisioned network CTPs or the provisioned bandwidth <ITU-T G.853.8, ATTRIBUTE: pamProvisionedLinkCapacity>;
- provisioned network CTP count: the number of network CTP assigned to the link end when using flexible bandwidth management.

An attribute value change notification shall be emitted when the value of the totalLinkEndCapacity, maximumNetworkCTPCount, potentialLinkEndCapacity, provisionedLinkEndCapacity or provisionedNetworkCTPCount is changed.";;

ATTRIBUTES

linkEndId GET,
pointDirectionality GET;;;

CONDITIONAL PACKAGES

totalLinkEndCapacityPackage PRESENT IF

"pre-provisioned adaptation or link connection or link management are supported by the transport technology ",

maximumNetworkCTPCountPackage PRESENT IF

"flexible bandwidth allocation is supported",

potentialLinkEndCapacityPackage PRESENT IF

"pre-provisioned adaptation or link connection or link management are supported by the transport technology ",

provisionedLinkEndCapacityPackage PRESENT IF

"pre-provisioned adaptation or link connection or link management are supported by the transport technology ",

provisionedNetworkCTPCountPackage PRESENT IF

"flexible bandwidth allocation is supported";

REGISTERED AS {m3100ObjectClass 62};

2.2.20 TrailR2

trailR2 MANAGED OBJECT CLASS

DERIVED FROM pipeR2;

CHARACTERIZED BY

trailR2Package PACKAGE

BEHAVIOUR

trailR2Behaviour BEHAVIOUR

DEFINED AS

"<ITU-T G.852.2,RESOURCE:trail>

Trail is a class of managed objects in layer networks which is responsible for the integrity of transfer of characteristic information from one or more other layer networks.

A Trail is composed of two or more Network Trail Termination Points and one or more Link Connection or Subnetwork Connections, and associated Network Connection Termination Points.

A point-to-point unidirectional Trail can be established between a Network TTP source or Network TTP bid; and a Network TTP sink or Network TTP bid.

A point-to-point bidirectional Trail can be established between a Network TTP bid; and a Network TTP bid.

For all types of Trail, the termination point(s) pointed to by the A End attribute is related to the network termination point(s) pointed to by the Z End attribute in such a way that traffic can flow between the network termination points represented by these managed objects in a unidirectional or bidirectional manner as indicated by the directionality attribute.

The layerConnectionList attribute, when present, lists the subnetwork connections and link connections (in the same layer) which compose the trail. This represents a single partitioned view of the decomposition of a trail into its component subnetwork connections and link connections.";;

ATTRIBUTES

trailId GET SET-BY-CREATE;;;

CONDITIONAL PACKAGES

layerConnectionListPackage PRESENT IF

"there is a requirement to view the sequence of subnetwork connections and link connections which make up the trail in the same layer.",

trafficDescriptorPackage PRESENT IF

"flexible bandwidth allocation is supported <ITU-T G.852.6, ACTION: setupPointToPointTrail, ACTION_POLICY: trafficCharacteristics>",

clientLinkPointerPackage PRESENT IF

"there is a requirement to view the link(s) in a higher layer which is supported by this trail",

clientLinkConnectionPointerListPackage PRESENT IF

"there is a requirement to view the link connection(s) in a higher layer which is supported by this trail. <ITU-T G.852.8, ACTION: assign server transport entity to client linking entity, ACTION_POLICY: returnClientTransportEntities>";

REGISTERED AS {m3100ObjectClass 63};

2.3 Packages

2.3.1 Client CTP List Package

clientCTPListPackage PACKAGE

ATTRIBUTES

clientCTPList GET;

REGISTERED AS {m3100Package 49};

2.3.2 Client Link Connection Pointer List Package

clientLinkConnectionPointerListPackage PACKAGE

ATTRIBUTES

clientLinkConnectionPointerList GET;

REGISTERED AS {m3100Package 50};

2.3.3 Client Link End Pointer Package

clientLinkEndPointPackage PACKAGE

ATTRIBUTES

clientLinkEndPointList GET;

REGISTERED AS {m3100Package 51};

2.3.4 Client Link Pointer Package

clientLinkPointerPackage PACKAGE

ATTRIBUTES

clientLinkPointerList GET;

REGISTERED AS {m3100Package 52};

2.3.5 Component Pointer Package

componentPointerPackage PACKAGE

BEHAVIOUR

componentPointerPackageBehaviour BEHAVIOUR

DEFINED AS

"This package identifies a sequence of instances of Link connection and Subnetwork Connection managed objects which are components of a Subnetwork Connection, within a given layer.";

ATTRIBUTES

componentPointers GET;

REGISTERED AS {m3100Package 53};

2.3.6 Composite Pointer Package

compositePointerPackage PACKAGE

BEHAVIOUR

compositePointerPackageBehaviour BEHAVIOUR

DEFINED AS

"This package identifies an instance of the Subnetwork Connection managed object class. Within a given layer, a given subnetwork connection is composed of a sequence of link

ATTRIBUTES

linkConnectionPointerList GET-REPLACE ADD-REMOVE;
REGISTERED AS {m3100Package 65};

2.3.18 Link End Capacity Package

linkEndCapacityPackage PACKAGE

BEHAVIOUR

linkEndCapacityPackageBehaviour BEHAVIOUR

DEFINED AS

"This package provides the support for the management of the capacity of a link end. It specifies actions to assign and release network CTPs and/or bandwidth to a link end.";;

ACTIONS

assignNetworkCTPOnLogicalLinkEnd,
deassignNetworkCTPFromLogicalLinkEnd;

REGISTERED AS {m3100Package 66};

2.3.19 Link Pointer List Package

linkPointerListPackage PACKAGE

BEHAVIOUR

linkPointerListPackageBehaviour BEHAVIOUR

DEFINED AS

"This package identifies instances of the link managed object class.";;

ATTRIBUTES

linkPointerList GET;

REGISTERED AS {m3100Package 67};

2.3.20 Maximum Link Connection Count Package

maximumLinkConnectionCountPackage PACKAGE

ATTRIBUTES

maximumLinkConnectionCount GET;

REGISTERED AS {m3100Package 68};

2.3.21 Maximum Network CTP Count Package

maximumNetworkCTPCountPackage PACKAGE

ATTRIBUTES

maximumNetworkCTPCount GET;

REGISTERED AS {m3100Package 69};

2.3.22 NE Assignment Package

neAssignmentPackage PACKAGE

BEHAVIOUR

neAssignmentPackageBehaviour BEHAVIOUR

DEFINED AS

"The NE Assignment package provides a pointer from the lowest level Network TP in the partitioning hierarchy to a NE TP which represents the functionality which supports the Network TP. The sub-partition pointer for a NWCTP which utilises the NE assignment pointer will be NULL.";;

ATTRIBUTES

neAssignmentPointer GET;

REGISTERED AS {m3100Package 70};

2.3.23 Network CTPs In Link End List Package

networkCTPsInLinkEndListPackage PACKAGE

BEHAVIOUR

networkCTPsInLinkEndListPackageBehaviour BEHAVIOUR

DEFINED AS

"The Network CTPs In Link End List Package identifies the network CTPs that are present in the Logical Link End or Topological Link End managed object. ";;

ATTRIBUTES

networkCTPsInLinkEndList GET;

REGISTERED AS {m3100Package 71};

2.3.24 Network CTP Package

networkCTPPackage PACKAGE

BEHAVIOUR

networkCTPPackagePackageBehaviour BEHAVIOUR

DEFINED AS

"The Network CTP package identifies instances of the Network CTP managed object class at higher and lower levels of subnetwork partitioning (within a given layer) by the use of partitioning pointers. The Super Partition pointer is a pointer to a Network CTP which is in a higher level partition. This pointer will only be present for the Network CTPs in the lower partition which have a direct correspondence to the Network CTPs at the higher level. The higher level Network CTPs have an inverse pointer, the sub-partition pointer to the lower level. Where the lowest level of NWCTP points to a NE CTP via the NE assignment pointer, the value of the sub-partition pointer is null.";;

ATTRIBUTES

superPartitionPointer GET,

sub-partitionPointer GET;

REGISTERED AS {m3100Package 72};

2.3.25 Network TP Pointer Package

networkTPPointerPackage PACKAGE

BEHAVIOUR

networkTPPointerPackageBehaviour BEHAVIOUR

DEFINED AS

"This package defines a pointer to an instance of a network termination point. ";;

ATTRIBUTES

networkTPPointer GET;

REGISTERED AS {m3100Package 73};

2.3.26 Potential Link Capacity Package

potentialLinkCapacityPackage PACKAGE

ATTRIBUTES

potentialLinkCapacity GET;

REGISTERED AS {m3100Package 74};

2.3.27 Potential Link End Capacity Package

potentialLinkEndCapacityPackage PACKAGE

ATTRIBUTES

potentialLinkEndCapacity GET;

REGISTERED AS {m3100Package 75};

2.3.28 Provisioned Link Capacity Package

provisionedLinkCapacityPackage PACKAGE

ATTRIBUTES

provisionedLinkCapacity GET;

REGISTERED AS {m3100Package 76};

2.3.29 Provisioned Link Connection Count Package

provisionedLinkConnectionCountPackage PACKAGE
ATTRIBUTES
provisionedLinkConnectionCount GET;
REGISTERED AS {m3100Package 77};

2.3.30 Provisioned Link End Capacity Package

provisionedLinkEndCapacityPackage PACKAGE
ATTRIBUTES
provisionedLinkEndCapacity GET;
REGISTERED AS {m3100Package 78};

2.3.31 Provisioned Network CTP Count Package

provisionedNetworkCTPCountPackage PACKAGE
ATTRIBUTES
provisionedNetworkCTPCount GET;
REGISTERED AS {m3100Package 79};

2.3.32 Quality Of Connectivity Service Package

qualityOfConnectivityServicePackage PACKAGE
ATTRIBUTES
qualityOfConnectivityService GET
REGISTERED AS {m3100Package 80};

2.3.33 Related Routing Profile Package

relatedRoutingProfilePackage PACKAGE
ATTRIBUTES
relatedRoutingProfile GET;
REGISTERED AS {m3100Package 81};

2.3.34 Server TTP Pointer Package

serverTTPPointerPackage PACKAGE
ATTRIBUTES
serverTTPPointer GET;
REGISTERED AS {m3100Package 82};

2.3.35 SubNetwork Connection Pointer Package

sncPointerPackage PACKAGE
BEHAVIOUR

sncPointerPackageBehaviour BEHAVIOUR
DEFINED AS

"This package defines a pointer to instance(s) of the Subnetwork Connection managed object class, within a given layer.

The Subnetwork Connection Pointer attribute points to the managed object representing the relationship with the Network TP or subclass, within the same Subnetwork, that sends information (traffic) to this network TP or subclass, or is null. The referenced managed object shall represent a Subnetwork Connection. Where the network TP participates in many subnetwork connections for different subnetworks, the Subnetwork Connection Pointer is null.";

ATTRIBUTES

subNetworkConnectionPointer GET;
REGISTERED AS {m3100Package 83};

2.3.36 Supported By Package

supportedByPackage PACKAGE
ATTRIBUTES
 supportedByObjectList GET-REPLACE ADD-REMOVE;
REGISTERED AS {m3100Package 84};

2.3.37 Topological Link Capacity Package

topologicalLinkCapacityPackage PACKAGE
BEHAVIOUR
 topologicalLinkCapacityPackageBehaviour BEHAVIOUR
 DEFINED AS
 "This package provides the support for the management of the capacity of a topological link. It specifies actions to assign and release link connections and/or bandwidth to a topological link.";;
ACTIONS
 addCapacityToTopologicalLink,
 removeCapacityFromTopologicalLink;
REGISTERED AS {m3100Package 85};

2.3.38 Topological Link End Capacity Package

topologicalLinkEndCapacityPackage PACKAGE
BEHAVIOUR
 topologicalLinkEndCapacityPackageBehaviour BEHAVIOUR
 DEFINED AS
 "This package provides the support for the management of the capacity of a topological link end. It specifies actions to assign and release network CTPs and/or bandwidth to a topological link end.";;
ACTIONS
 addCapacityToTopologicalLinkEnd,
 removeCapacityFromTopologicalLinkEnd;
REGISTERED AS {m3100Package 86};

2.3.39 Total Link Capacity Package

totalLinkCapacityPackage PACKAGE
ATTRIBUTES
 totalLinkCapacity GET;
REGISTERED AS {m3100Package 87};

2.3.40 Total Link End Capacity Package

totalLinkEndCapacityPackage PACKAGE
ATTRIBUTES
 totalLinkEndCapacity GET;
REGISTERED AS {m3100Package 88};

2.3.41 Traffic Descriptor Package

trafficDescriptorPackage PACKAGE
ATTRIBUTES
 trafficDescriptor GET-REPLACE
 newServiceCharacteristicsExistsAlready
 newTrafficDescriptorExistsAlready
 invalidServiceCharacteristicsRequested
 invalidTrafficDescriptorRequested;
REGISTERED AS {m3100Package 89};

2.3.42 Unknown Status Package

unknownStatusPackage PACKAGE
ATTRIBUTES
"ITU-T X.721|ISO/IEC 10165-2:1992":unknownStatus GET;
REGISTERED AS {m3100Package 90};

2.3.43 Usage Cost Package

usageCostPackage PACKAGE
ATTRIBUTES
usageCost GET;
REGISTERED AS {m3100Package 91};

2.3.44 Usage State Package

usageStatePackage PACKAGE
ATTRIBUTES
"ITU-T X.721|ISO/IEC 10165-2:1992":usageState GET;
REGISTERED AS {m3100Package 92};

2.4 Attributes

2.4.1 Access Group Id

accessGroupId ATTRIBUTE
WITH ATTRIBUTE SYNTAX M3100ASN1TypeModule2.NameType;
MATCHES FOR EQUALITY, ORDERING, SUBSTRINGS;
BEHAVIOUR
accessGroupIdBehaviour BEHAVIOUR
DEFINED AS
"The Access Group Id is an attribute type whose distinguished value can be used as an RDN
when naming an instance of the Access Group object class.";;
REGISTERED AS {m3100Attribute 83};

2.4.2 Access Point List

accessPointList ATTRIBUTE
WITH ATTRIBUTE SYNTAX M3100ASN1TypeModule2.TPLList;
MATCHES FOR EQUALITY, SET-COMPARISON, SET-INTERSECTION;
BEHAVIOUR
accessPointListBehaviour BEHAVIOUR
DEFINED AS
"The Access Point List attribute lists all the Network Trail Termination Points within an
instance of the managed object class Access Group.";;
REGISTERED AS {m3100Attribute 84};

2.4.3 A End

aEnd ATTRIBUTE
WITH ATTRIBUTE SYNTAX M3100ASN1TypeModule2.ObjectInstance;
MATCHES FOR EQUALITY;
BEHAVIOUR
aEndBehaviour BEHAVIOUR
DEFINED AS
"This attribute is a pointer to a subnetwork, a link end or an access group in the same
network layer domain.";;
REGISTERED AS {m3100Attribute 85};

2.4.4 A-End Network TP List

aEndNetworkTPList ATTRIBUTE

**WITH ATTRIBUTE SYNTAX M3100ASN1TypeModule2.ObjectList;
MATCHES FOR EQUALITY, SET-COMPARISON, SET-INTERSECTION;
BEHAVIOUR**

aEndNWTPListBehaviour BEHAVIOUR

DEFINED AS

"The value of this attribute identifies one or more network termination points of an instance of a subclass of the Connectivity object class. This attribute cannot be null.";;

REGISTERED AS {m3100Attribute 86};

2.4.5 Assigned Link End Capacity

assignedLinkEndCapacity ATTRIBUTE

**WITH ATTRIBUTE SYNTAX M3100ASN1TypeModule2.PointCapacity;
MATCHES FOR EQUALITY, ORDERING;
BEHAVIOUR**

assignedLinkEndCapacityBehaviour BEHAVIOUR

DEFINED AS

"This attribute indicates the number of Network CTPs associated with a Link End that have been assigned or the bandwidth that has been assigned.";;

REGISTERED AS {m3100Attribute 87};

2.4.6 Available Link End Capacity

availableLinkEndCapacity ATTRIBUTE

**WITH ATTRIBUTE SYNTAX M3100ASN1TypeModule2.PointCapacity;
MATCHES FOR EQUALITY, ORDERING;
BEHAVIOUR**

availableLinkEndCapacityBehaviour BEHAVIOUR

DEFINED AS

"This attribute indicates the number of Network CTPs associated with a Link End that have spare capacity or the amount of spare bandwidth associated with a Link End.";;

REGISTERED AS {m3100Attribute 88};

2.4.7 Available Link Capacity

availableLinkCapacity ATTRIBUTE

**WITH ATTRIBUTE SYNTAX M3100ASN1TypeModule2.Capacity;
MATCHES FOR EQUALITY, ORDERING;
BEHAVIOUR**

availableLinkCapacityBehaviour BEHAVIOUR

DEFINED AS

"This attribute indicates the available capacity of a link expressed as either the number of link connections that are available or the bandwidth that is available to that link.";;

REGISTERED AS {m3100Attribute 89};

2.4.8 Client CTP List

clientCTPList ATTRIBUTE

**WITH ATTRIBUTE SYNTAX M3100ASN1TypeModule2.ObjectList;
MATCHES FOR EQUALITY, SET-COMPARISON, SET-INTERSECTION;
BEHAVIOUR**

clientCTPListBehaviour BEHAVIOUR

DEFINED AS

"This attribute defines the CTP or list of CTPs which are clients of a TTP or TTPs in another layer. Usually a single TTP in a higher order layer will support a number of CTPs in a lower order layer. Alternatively, where concatenation is used, a number of TTPs in a lower order layer may serve a CTP or CTPs in a higher order layer.";;

REGISTERED AS {m3100Attribute 90};

2.4.9 Client Link End Pointer List

clientLinkEndPointList ATTRIBUTE

**WITH ATTRIBUTE SYNTAX M3100ASN1TypeModule2.ObjectList;
MATCHES FOR EQUALITY, SET-COMPARISON, SET-INTERSECTION;
BEHAVIOUR**

**clientLinkEndPointBehaviour BEHAVIOUR
DEFINED AS**

"This attribute is a set of pointers to the link ends that reflect the properties of a network trail termination point in the client layer network domain(s).";

REGISTERED AS {m3100Attribute 91};

2.4.10 Client Link Pointer List

clientLinkPointerList ATTRIBUTE

**WITH ATTRIBUTE SYNTAX M3100ASN1TypeModule2.ObjectList;
MATCHES FOR EQUALITY, SET-COMPARISON, SET-INTERSECTION;
BEHAVIOUR**

**clientLinkPointerBehaviour BEHAVIOUR
DEFINED AS**

"This attribute is a set of pointers to the topological links that reflect the capacity of a trail in the client layer network domain(s).";

REGISTERED AS {m3100Attribute 92};

2.4.11 Client Link Pointer List

clientLinkConnectionPointerList ATTRIBUTE

**WITH ATTRIBUTE SYNTAX M3100ASN1TypeModule2.ObjectList;
MATCHES FOR EQUALITY, SET-COMPARISON, SET-INTERSECTION;
BEHAVIOUR**

**clientLinkConnectionPointerListBehaviour BEHAVIOUR
DEFINED AS**

"This attribute of a trail that is a set of pointers to the link connections in the client layer network domain(s) that are supported by the trail.";

REGISTERED AS {m3100Attribute 93};

2.4.12 Component Pointers

componentPointers ATTRIBUTE

**WITH ATTRIBUTE SYNTAX M3100ASN1TypeModule2.ObjectList;
MATCHES FOR EQUALITY, SET-COMPARISON, SET-INTERSECTION;
BEHAVIOUR**

**componentPointersBehaviour BEHAVIOUR
DEFINED AS**

"This attribute is used where the Subnetwork Connection is made up of a number of component Subnetwork Connections and Link connections within the same layer.";

REGISTERED AS {m3100Attribute 94};

2.4.13 Composite Pointer

compositePointer ATTRIBUTE

**WITH ATTRIBUTE SYNTAX M3100ASN1TypeModule2.RelatedObjectInstance;
MATCHES FOR EQUALITY;
BEHAVIOUR**

**compositePointerBehaviour BEHAVIOUR
DEFINED AS**

"This attribute is used where the connectivity instance is a component of a Subnetwork Connection within the same layer.";

REGISTERED AS {m3100Attribute 95};

2.4.14 Configured Connectivity

configuredConnectivity ATTRIBUTE

**WITH ATTRIBUTE SYNTAX M3100ASN1TypeModule2.ConfiguredConnectivity;
MATCHES FOR EQUALITY;
BEHAVIOUR**

configuredConnectivityBehaviour BEHAVIOUR DEFINED AS

"This attribute indicates the configured connectivity of a Network Termination Point managed object (or subclass). The possible values for this attribute are sourceConnect, sinkConnect, bidirectionalConnect and noConnect.

For a Network Termination Point managed object with pointDirectionality equal to sink, the allowed values for this attribute are noConnect and sinkConnect.

For a Network Termination Point managed object with pointDirectionality equal to source, the allowed values for this attribute are noConnect and sourceConnect.

For a Network Termination Point managed object with pointDirectionality equal to bidirectional, the allowed values for this attribute are noConnect and bidirectionalConnect. For some technologies, sinkConnect and sourceConnect may also be allowed for a bidirectional Network Termination Point managed object.";;

REGISTERED AS {m3100Attribute 96};

2.4.15 Connection List

connectionList ATTRIBUTE

**WITH ATTRIBUTE SYNTAX M3100ASN1TypeModule2.ObjectList;
MATCHES FOR EQUALITY, SET-COMPARISON, SET-INTERSECTION;
BEHAVIOUR**

connectionListBehaviour BEHAVIOUR DEFINED AS

"This attribute defines the list of Link Connections and subnetwork connections in a given layer which may compose a Trail in the same layer. This composition of Connectivity instances may be a simple sequence or, in the multipoint case, a tree structure.";;

REGISTERED AS {m3100Attribute 97};

2.4.16 Connectivity Pointer

connectivityPointer ATTRIBUTE

**WITH ATTRIBUTE SYNTAX M3100ASN1TypeModule2.ConnectivityPointer;
MATCHES FOR EQUALITY;
BEHAVIOUR**

connectivityPointerBehaviour BEHAVIOUR DEFINED AS

"This attribute points to the Link connection or Trail terminated by the Network Termination Point.";;

REGISTERED AS {m3100Attribute 98};

2.4.17 Contained Access Group List

containedAccessGroupList ATTRIBUTE

**WITH ATTRIBUTE SYNTAX M3100ASN1TypeModule2.ObjectList;
MATCHES FOR EQUALITY, SET-COMPARISON, SET-INTERSECTION;
BEHAVIOUR**

containedAccessGroupListBehaviour BEHAVIOUR DEFINED AS

"This attribute defines the list of Access Group instances which are contained in the Subnetwork.";;

REGISTERED AS {m3100Attribute 99};

2.4.18 Contained In SubNetwork List

containedInSubNetworkList ATTRIBUTE

**WITH ATTRIBUTE SYNTAX M3100ASN1TypeModule2.ObjectList;
MATCHES FOR EQUALITY, SET-COMPARISON, SET-INTERSECTION;
BEHAVIOUR**

**containedInSubNetworkListBehaviour BEHAVIOUR
DEFINED AS**

"This attribute defines the list of parent Subnetworks which contain the Access Group, Link End, or Subnetwork in a given layer.";;

REGISTERED AS {m3100Attribute 100};

2.4.19 Contained Link End List

containedLinkEndList ATTRIBUTE

**WITH ATTRIBUTE SYNTAX M3100ASN1TypeModule2.ObjectList;
MATCHES FOR EQUALITY, SET-COMPARISON, SET-INTERSECTION;
BEHAVIOUR**

**containedLinkEndBehaviour BEHAVIOUR
DEFINED AS**

"This attribute is used to describe the internal topology of a subnetwork from the point perspective (in a given layer). This topology comprises link ends and subnetworks. The link ends are listed in this attribute.";;

REGISTERED AS {m3100Attribute 101};

2.4.20 Contained Link List

containedLinkList ATTRIBUTE

**WITH ATTRIBUTE SYNTAX M3100ASN1TypeModule2.ObjectList;
MATCHES FOR EQUALITY, SET-COMPARISON, SET-INTERSECTION;
BEHAVIOUR**

**containedLinkBehaviour BEHAVIOUR
DEFINED AS**

"This attribute is used to describe the internal topology of a subnetwork (in a given layer). This topology comprises links and subnetworks. The links are listed in this attribute.";;

REGISTERED AS {m3100Attribute 102};

2.4.21 Contained Network TP List

containedNetworkTPLList ATTRIBUTE

**WITH ATTRIBUTE SYNTAX M3100ASN1TypeModule2.ObjectList;
MATCHES FOR EQUALITY, SET-COMPARISON, SET-INTERSECTION;
BEHAVIOUR**

**containedNetworkTPLListBehaviour BEHAVIOUR
DEFINED AS**

"This attribute is a list of pointers to network TPs that are contained in a subnetwork.";;

REGISTERED AS {m3100Attribute 103};

2.4.22 Contained SubNetwork List

containedSubNetworkList ATTRIBUTE

**WITH ATTRIBUTE SYNTAX M3100ASN1TypeModule2.ObjectList;
MATCHES FOR EQUALITY, SET-COMPARISON, SET-INTERSECTION;
BEHAVIOUR**

**containedSubNetworkListBehaviour BEHAVIOUR
DEFINED AS**

"This attribute is used to describe the internal topology of a subnetwork (in a given layer). This topology comprises links and subnetworks. The subnetworks are listed in this attribute.";;

REGISTERED AS {m3100Attribute 104};

2.4.23 Layer Network Domain Id

layerNetworkDomainId ATTRIBUTE
WITH ATTRIBUTE SYNTAX M3100ASN1TypeModule2.NameType;
MATCHES FOR EQUALITY;
REGISTERED AS {m3100Attribute 105};

2.4.24 Link Connection Pointer List

linkConnectionPointerList ATTRIBUTE
WITH ATTRIBUTE SYNTAX M3100ASN1TypeModule2.ObjectList;
MATCHES FOR EQUALITY, SET-COMPARISON, SET-INTERSECTION;
BEHAVIOUR
linkConnectionPointerListBehaviour BEHAVIOUR
DEFINED AS
"This attribute defines the list of Link Connections in a given layer which may compose a Logical Link in the same layer.";;
REGISTERED AS {m3100Attribute 106};

2.4.25 Link Directionality

linkDirectionality ATTRIBUTE
WITH ATTRIBUTE SYNTAX M3100ASN1TypeModule2.LinkDirectionality;
MATCHES FOR EQUALITY;
BEHAVIOUR
linkDirectionalityBehaviour BEHAVIOUR
DEFINED AS
"The Link Directionality attribute type specifies whether the associated link managed object is uni- or bidirectional, or undefined";;
REGISTERED AS {m3100Attribute 107};

2.4.26 Link End Id

linkEndId ATTRIBUTE
WITH ATTRIBUTE SYNTAX M3100ASN1TypeModule2.NameType;
MATCHES FOR EQUALITY;
BEHAVIOUR
linkEndIdBehaviour BEHAVIOUR
DEFINED AS
"The Link End Id is an attribute type whose distinguished value can be used as an RDN when naming an instance of the Link End object class.";;
REGISTERED AS {m3100Attribute 108};

2.4.27 Link Id

linkId ATTRIBUTE
WITH ATTRIBUTE SYNTAX M3100ASN1TypeModule2.NameType;
MATCHES FOR EQUALITY, ORDERING, SUBSTRINGS;
BEHAVIOUR
linkIdBehaviour BEHAVIOUR
DEFINED AS
"The Link Id is an attribute type whose distinguished value can be used as an RDN when naming an instance of the Link object class.";;
REGISTERED AS {m3100Attribute 109};

2.4.28 Link Pointer

linkPointer ATTRIBUTE
WITH ATTRIBUTE SYNTAX M3100ASN1TypeModule2.RelatedObjectInstance;
MATCHES FOR EQUALITY;
BEHAVIOUR
 linkPointerBehaviour BEHAVIOUR
 DEFINED AS
 "The Link Pointer attribute points to a link from a link end."
 ";;
REGISTERED AS {m3100Attribute 110};

2.4.29 Link Pointer List

linkPointerList ATTRIBUTE
WITH ATTRIBUTE SYNTAX M3100ASN1TypeModule2.ObjectList;
MATCHES FOR EQUALITY;
BEHAVIOUR
 linkPointerListBehaviour BEHAVIOUR
 DEFINED AS
 "This attribute points to the links terminated by the subnetwork or the link terminated by an
 access group";;
REGISTERED AS {m3100Attribute 111};

2.4.30 Logical Link End Directionality

logicalEndDirectionality ATTRIBUTE
WITH ATTRIBUTE SYNTAX M3100ASN1TypeModule2.PointDirectionality;
MATCHES FOR EQUALITY;
BEHAVIOUR
 logicalEndDirectionalityBehaviour BEHAVIOUR
 DEFINED AS
 "The Logical End Directionality attribute type specifies whether the associated link end
 managed object is sink, source, or bidirectional.";;
REGISTERED AS {m3100Attribute 112};

2.4.31 Maximum Link Connection Count

maximumLinkConnectionCount ATTRIBUTE
WITH ATTRIBUTE SYNTAX M3100ASN1TypeModule2.Count;
MATCHES FOR EQUALITY, ORDERING;
BEHAVIOUR
 maximumLinkConnectionCountBehaviour BEHAVIOUR
 DEFINED AS
 "This attribute indicates the maximum number of link connections associated with a link
 when flexible bandwidth allocation is supported.";;
REGISTERED AS {m3100Attribute 113};

2.4.32 Maximum Network CTP Count

maximumNetworkCTPCount ATTRIBUTE
WITH ATTRIBUTE SYNTAX M3100ASN1TypeModule2.Count;
MATCHES FOR EQUALITY, ORDERING;
BEHAVIOUR
 maximumNetworkCTPCountBehaviour BEHAVIOUR
 DEFINED AS
 "This attribute indicates the maximum number of Network CTPs associated with a Link
 End.";;
REGISTERED AS {m3100Attribute 114};

2.4.33 NE Assignment Pointer

neAssignmentPointer ATTRIBUTE

**WITH ATTRIBUTE SYNTAX M3100ASN1TypeModule2.NeAssignmentPointer;
MATCHES FOR EQUALITY;
BEHAVIOUR**

**neAssignmentPointerBehaviour BEHAVIOUR
DEFINED AS**

"The NE Assignment Pointer attribute points from the lowest level Network TP in the partitioning hierarchy to a NE TP which represents the functionality which supports the Network TP. The sub-partition pointer for a NWCTP which utilises the NE assignment pointer will be NULL.";;

REGISTERED AS {m3100Attribute 115};

2.4.34 Network CTPs In Link End List

networkCTPsInLinkEndList ATTRIBUTE

**WITH ATTRIBUTE SYNTAX M3100ASN1TypeModule2.TPList;
MATCHES FOR EQUALITY, SET-COMPARISON, SET-INTERSECTION;
BEHAVIOUR**

**networkCTPsInLinkEndListBehaviour BEHAVIOUR
DEFINED AS**

"This attribute lists the NetworkCTPs that are represented by a Link End.";;

REGISTERED AS {m3100Attribute 116};

2.4.35 Network TP Pointer

networkTPPointer ATTRIBUTE

**WITH ATTRIBUTE SYNTAX M3100ASN1TypeModule2.RelatedObjectInstance;
MATCHES FOR EQUALITY;
BEHAVIOUR**

**networkTPPointerBehaviour BEHAVIOUR
DEFINED AS**

"The Network TP Pointer attribute points to a network termination point.";;

REGISTERED AS {m3100Attribute 117};

2.4.36 Point Directionality

pointDirectionality ATTRIBUTE

**WITH ATTRIBUTE SYNTAX M3100ASN1TypeModule2.PointDirectionality;
MATCHES FOR EQUALITY;
BEHAVIOUR**

**pointDirectionalityBehaviour BEHAVIOUR
DEFINED AS**

"This attribute indicates the directionality of a networkTP managed object instance.";;

REGISTERED AS {m3100Attribute 118};

2.4.37 Potential Link Capacity

potentialLinkCapacity ATTRIBUTE

**WITH ATTRIBUTE SYNTAX M3100ASN1TypeModule2.Capacity;
MATCHES FOR EQUALITY, ORDERING;
BEHAVIOUR**

**potentialLinkCapacityBehaviour BEHAVIOUR
DEFINED AS**

"This attribute indicates the number of link connections or the amount of bandwidth that has not yet been assigned to a Link, but that could be assigned to the Link from the server trail.";;

REGISTERED AS {m3100Attribute 119};

2.4.38 Potential Link End Capacity

potentialLinkEndCapacity ATTRIBUTE

WITH ATTRIBUTE SYNTAX M3100ASN1TypeModule2.PointCapacity;

MATCHES FOR EQUALITY, ORDERING;

BEHAVIOUR

potentialLinkEndCapacityBehaviour BEHAVIOUR

DEFINED AS

"This attribute indicates the number of Network CTP or the amount of bandwidth that have not yet been assigned to a Link End, but that could be assigned to the Link End from the server trail termination point.";;

REGISTERED AS {m3100Attribute 120};

2.4.39 Provisioned Link Capacity

provisionedLinkCapacity ATTRIBUTE

WITH ATTRIBUTE SYNTAX M3100ASN1TypeModule2.Capacity;

MATCHES FOR EQUALITY, ORDERING;

BEHAVIOUR

provisionedLinkCapacityBehaviour BEHAVIOUR

DEFINED AS

"This attribute indicates the number of link connections assigned to a Link or the amount of bandwidth assigned to a Link.";;

REGISTERED AS {m3100Attribute 121};

2.4.40 Provisioned Link Connection Count

provisionedLinkConnectionCount ATTRIBUTE

WITH ATTRIBUTE SYNTAX M3100ASN1TypeModule2.Count;

MATCHES FOR EQUALITY, ORDERING;

BEHAVIOUR

provisionedLinkConnectionCountBehaviour BEHAVIOUR

DEFINED AS

"This attribute indicates the number of link connections assigned to that link when flexible bandwidth allocation is supported.";;

REGISTERED AS {m3100Attribute 122};

2.4.41 Provisioned Link End Capacity

provisionedLinkEndCapacity ATTRIBUTE

WITH ATTRIBUTE SYNTAX M3100ASN1TypeModule2.PointCapacity;

MATCHES FOR EQUALITY, ORDERING;

BEHAVIOUR

provisionedLinkEndCapacityBehaviour BEHAVIOUR

DEFINED AS

"This attribute indicates the number of network CTPs assigned to a LinkEnd or the amount of bandwidth assigned to a LinkEnd.";;

REGISTERED AS {m3100Attribute 123};

2.4.42 Provisioned Network CTP Count

provisionedNetworkCTPCount ATTRIBUTE

WITH ATTRIBUTE SYNTAX M3100ASN1TypeModule2.Count;

MATCHES FOR EQUALITY, ORDERING;

BEHAVIOUR

provisionedNetworkCTPCountBehaviour BEHAVIOUR

DEFINED AS

"This attribute indicates the number of Network CTPs associated with a Link End that have been assigned.";;

REGISTERED AS {m3100Attribute 124};

2.4.43 Quality Of Connectivity Service

qualityOfConnectivityService ATTRIBUTE

**WITH ATTRIBUTE SYNTAX M3100ASN1TypeModule2.ObjectInstance;
MATCHES FOR EQUALITY;
BEHAVIOUR**

**qualityOfConnectivityServiceBehaviour BEHAVIOUR
DEFINED AS**

"This attribute indicates the quality of service for Connectivity and its subclasses, and requires further definition.";;

REGISTERED AS {m3100Attribute 125};

2.4.44 Related Routing Profile

relatedRoutingProfile ATTRIBUTE

**WITH ATTRIBUTE SYNTAX M3100ASN1TypeModule2.ObjectInstance;
MATCHES FOR EQUALITY;**

REGISTERED AS {m3100Attribute 126};

2.4.45 Server Trail

serverTrail ATTRIBUTE

**WITH ATTRIBUTE SYNTAX M3100ASN1TypeModule2. RelatedObjectInstance;
MATCHES FOR EQUALITY;
BEHAVIOUR**

**serverTrailBehaviour BEHAVIOUR
DEFINED AS**

"This attribute pointer to a trail in the server layer that supports the link in a client.";;

REGISTERED AS {m3100Attribute 127};

2.4.46 Server TTP Pointer

serverTTPPointer ATTRIBUTE

**WITH ATTRIBUTE SYNTAX M3100ASN1TypeModule2.ObjectList;
MATCHES FOR EQUALITY;
BEHAVIOUR**

**serverTTPPointerbehaviour BEHAVIOUR
DEFINED AS**

"This attribute defines the TTP which may serve a CTP and/or link End in another layer. Usually a TTP or TTPs in a higher order layer will serve a CTP or CTPs in a lower order layer.";;

REGISTERED AS {m3100Attribute 128};

2.4.47 Signal Identification

signalId ATTRIBUTE

**WITH ATTRIBUTE SYNTAX M3100ASN1TypeModule2.SignalId;
MATCHES FOR EQUALITY, ORDERING, SUBSTRINGS;
BEHAVIOUR**

**signalIdBehaviour BEHAVIOUR
DEFINED AS**

"This attribute defines the characteristic information of the layer (in the G.805 sense) to which the entity under consideration belongs. It is used to determine whether subnetwork connection/connectivity is possible. The signal Id may be a simple rate and format or may be a bundle of entities with the same characteristic information which form an aggregate signal.";;

REGISTERED AS {m3100Attribute 129};

2.4.48 Sub-partition Pointer

sub-partitionPointer ATTRIBUTE

**WITH ATTRIBUTE SYNTAX M3100ASN1TypeModule2.RelatedObjectInstance;
MATCHES FOR EQUALITY;
BEHAVIOUR**

**sub-partitionPointerBehaviour BEHAVIOUR
DEFINED AS**

"The Sub-partition Pointer is a pointer to a Network CTP which is in a lower level partition. Where the lowest level of NWCTP points to a NE CTP via the NE Assignment Pointer, the value of the Sub-partition Pointer is null.";;

REGISTERED AS {m3100Attribute 130};

2.4.49 SubNetwork Connection Id

subNetworkConnectionId ATTRIBUTE

**WITH ATTRIBUTE SYNTAX M3100ASN1TypeModule2.NameType;
MATCHES FOR EQUALITY, ORDERING, SUBSTRINGS;
BEHAVIOUR**

**subNetworkConnectionIdBehaviour BEHAVIOUR
DEFINED AS**

"The Subnetwork Connection Id is an attribute type whose distinguished value can be used as an RDN when naming an instance of the subnetwork Connection object class.";;

REGISTERED AS {m3100Attribute 131};

2.4.50 Subnetwork Connection Pointer

subNetworkConnectionPointer ATTRIBUTE

**WITH ATTRIBUTE SYNTAX M3100ASN1TypeModule2.SubNetworkConnectionPointerList;
MATCHES FOR EQUALITY;
BEHAVIOUR**

**subNetworkConnectionPointerBehaviour BEHAVIOUR
DEFINED AS**

"The Subnetwork Connection Pointer attribute points to the ordered list of subnetwork Connection(s) which have a relationship with the network termination point. When no subnetwork connection is present this pointer points to a subnetwork or is NULL. This list has a single entry for point-to-point applications, and may have multiple entries for point-to-multipoint applications.";;

REGISTERED AS {m3100Attribute 132};

2.4.51 SubNetwork Id

subNetworkId ATTRIBUTE

**WITH ATTRIBUTE SYNTAX M3100ASN1TypeModule2.NameType;
MATCHES FOR EQUALITY;
BEHAVIOUR**

**subNetworkIdBehaviour BEHAVIOUR
DEFINED AS**

"The Subnetwork Id is an attribute type whose distinguished value can be used as an RDN when naming an instance of the Subnetwork object class.";;

REGISTERED AS {m3100Attribute 133};

2.4.52 Super Partition Pointer

superPartitionPointer ATTRIBUTE

**WITH ATTRIBUTE SYNTAX M3100ASN1TypeModule2.RelatedObjectInstance;
MATCHES FOR EQUALITY;
BEHAVIOUR**

**superPartitionPointerBehaviour BEHAVIOUR
DEFINED AS**

"The Super Partition Pointer is a pointer to a Network CTP which is in a higher level partition. It will only be present for those Network CTPs in the lower partition which have a direct correspondence to the Network CTPs at the higher level. It can be null.";;

REGISTERED AS {m3100Attribute 134};

2.4.53 Topological End Directionality

topologicalEndDirectionality ATTRIBUTE

**WITH ATTRIBUTE SYNTAX M3100ASN1TypeModule2.TopologicalEndDirectionality;
MATCHES FOR EQUALITY;
BEHAVIOUR**

**topologicalEndDirectionalityBehaviour BEHAVIOUR
DEFINED AS**

"The Topological End Directionality attribute type specifies whether the associated link end managed object is sink, source, bidirectional, or undefined.";;

REGISTERED AS {m3100Attribute 135};

2.4.54 Topological Group Pointer

topologicalGroupPointer ATTRIBUTE

**WITH ATTRIBUTE SYNTAX M3100ASN1TypeModule2.RelatedObjectInstance;
MATCHES FOR EQUALITY;
BEHAVIOUR**

**topologicalGroupPointerBehaviour BEHAVIOUR
DEFINED AS**

"The Topological Group Pointer is an attribute type which identifies an instance of the Topological Point managed object class or identifies an instance of the Access Group managed object class.";;

REGISTERED AS {m3100Attribute 136};

2.4.55 Topological Point Id

topologicalPointId ATTRIBUTE

**WITH ATTRIBUTE SYNTAX M3100ASN1TypeModule2.NameType;
MATCHES FOR EQUALITY;
BEHAVIOUR**

**topologicalPointIdBehaviour BEHAVIOUR
DEFINED AS**

"The Topological Point Id is an attribute type whose distinguished value can be used as an RDN when naming an instance of the Topological Point object class.";;

REGISTERED AS {m3100Attribute 137};

2.4.56 Total Link Capacity

totalLinkCapacity ATTRIBUTE

**WITH ATTRIBUTE SYNTAX M3100ASN1TypeModule2.Capacity;
MATCHES FOR EQUALITY, ORDERING;
BEHAVIOUR**

**totalLinkCapacityBehaviour BEHAVIOUR
DEFINED AS**

"This attribute indicates the total capacity of a Link which may be the number of Link connections contained in a Link or the total bandwidth available to the Link.";;

REGISTERED AS {m3100Attribute 138};

2.4.57 Total Link End Capacity

totalLinkEndCapacity ATTRIBUTE

**WITH ATTRIBUTE SYNTAX M3100ASN1TypeModule2.PointCapacity;
MATCHES FOR EQUALITY, ORDERING;
BEHAVIOUR**

**totalLinkEndCapacityBehaviour BEHAVIOUR
DEFINED AS**

"This attribute indicates the total capacity of a Link End which is either the total number of NetworkCTPs associated with a Link End or the total bandwidth of the Link End.";;

REGISTERED AS {m3100Attribute 139};

2.4.58 Traffic Descriptor

trafficDescriptor ATTRIBUTE

**WITH ATTRIBUTE SYNTAX M3100ASN1TypeModule2.TrafficDescriptor;
MATCHES FOR EQUALITY;
BEHAVIOUR**

**trafficDescriptorBehaviour BEHAVIOUR
DEFINED AS**

"This attribute contains the traffic descriptor of a trail. It is to be used with flexible bandwidth allocation.";;

REGISTERED AS {m3100Attribute 140};

2.4.59 Usage Cost

usageCost ATTRIBUTE

**WITH ATTRIBUTE SYNTAX M3100ASN1TypeModule2.UsageCost;
MATCHES FOR EQUALITY;
BEHAVIOUR**

**usageCostBehaviour BEHAVIOUR
DEFINED AS**

"This attribute contains the costs for a transport entity. It is to be used as selection/routing criteria.";;

REGISTERED AS {m3100Attribute 141};

2.4.60 Z-End

zEnd ATTRIBUTE

**WITH ATTRIBUTE SYNTAX M3100ASN1TypeModule2.ObjectInstance;
MATCHES FOR EQUALITY;
BEHAVIOUR**

**zEndBehaviour BEHAVIOUR
DEFINED AS**

"This attribute is a pointer to a subnetwork, a link end, or access group in the same network layer domain.";;

REGISTERED AS {m3100Attribute 142};

2.4.61 Z-End Network TP List

zEndNetworkTPList ATTRIBUTE

**WITH ATTRIBUTE SYNTAX M3100ASN1TypeModule2.ObjectList;
MATCHES FOR EQUALITY, SET-COMPARISON, SET-INTERSECTION;
BEHAVIOUR**

**zEndNetworkTPListBehaviour BEHAVIOUR
DEFINED AS**

"The value of this attribute identifies one or more network termination points of an instance of a subclass of the Connectivity object class.";;

REGISTERED AS {m3100Attribute 143};

2.5 Actions

2.5.1 Add Capacity to Topological Link

addCapacityToTopologicalLink ACTION

BEHAVIOUR

addCapacityToTopologicalLinkBehaviour BEHAVIOUR

DEFINED AS

"This action adds capacity to a topological link by adding link connections or increasing the available bandwidth.

This action will return an AddCapacityToTopologicalLinkResult with a resultingLinkConnections field containing a NULL value when dynamic bandwidth is being assigned.

<ITU-T G.854.8:OPERATION, addCapacityToTopologicalLink >;

MODECONFIRMED;

PARAMETERS

**noSuchLink,
insufficientCapacity,
invalidChannelsNumber,
channelsAlreadyProvisioned,
failureToCreateLCs,
failureToAssociateLCs,
failureToSupportLCs,
failureToIncreaseCapacity;**

WITH INFORMATION SYNTAX

M3100ASN1TypeModule2.AddCapacityToTopologicalLinkInformation;

WITH REPLY SYNTAX

M3100ASN1TypeModule2.AddCapacityToTopologicalLinkResult;

REGISTERED AS {m3100Action 12};

2.5.2 Add Capacity to Topological Link End

addCapacityToTopologicalLinkEnd ACTION

BEHAVIOUR

addCapacityToTopologicalLinkEndBehaviour BEHAVIOUR

DEFINED AS

"This action adds capacity to a topological link end by adding network CTPs or by increasing the available bandwidth.

<ITU-T G.854.8:OPERATION, addCapacityToTopologicalLinkEnd >;

MODECONFIRMED;

PARAMETERS

**noSuchLinkEnd,
insufficientCapacity,
invalidChannelsNumber,
channelsAlreadyProvisioned,
failureToCreateLCs,
failureToAssociateLCs,
failureToSupportLCs,
failureToIncreaseCapacity;**

WITH INFORMATION SYNTAX

M3100ASN1TypeModule2.AddCapacityToTopologicalLinkEndInformation;

WITH REPLY SYNTAX

M3100ASN1TypeModule2.AddCapacityToTopologicalLinkEndResult;

REGISTERED AS {m3100Action 13};

2.5.3 Assign Link Connection on Logical Link

assignLinkConnectionOnLogicalLink ACTION

BEHAVIOUR

assignLinkConnectionOnLogicalLinkBehaviour BEHAVIOUR

DEFINED AS

"This action assigns link connections to a Logical Link.

The pointers to the link connections that are assigned will be added to the linkConnectionPointerList attribute of the logicalLink managed object.

<ITU-T G.854.10:OPERATION, assignLinkConnectionOnLink >;

MODECONFIRMED;

PARAMETERS

linkAndLinkConnectionNotCompatible,

invalidLinkConnection,

notEnoughLinkConnections,

linkConnectionAlreadyAssigned,

inconsistentSignalIdentification,

inconsistentDirectionality,

failureToSetLinkConnectionCallerId,

failureToDecreaseCapacity;

WITH INFORMATION SYNTAX

M3100ASN1TypeModule2.AssignLinkConnectionOnLogicalLinkInformation;

WITH REPLY SYNTAX

M3100ASN1TypeModule2.AssignLinkConnectionOnLogicalLinkResult;

REGISTERED AS {m3100Action 14};

2.5.4 Assign NetworkCTP on Logical Link End

assignNetworkCTPOnLogicalLinkEnd ACTION

BEHAVIOUR

assignNetworkCTPOnLogicalLinkEndBehaviour BEHAVIOUR

DEFINED AS

"This action assigns networkCTPs to a logical link end.

<ITU-T G.854.10:OPERATION, assignNetworkCTPOnLinkEnd >;

MODECONFIRMED;

PARAMETERS

linkEndAndNetworkCTPNotCompatible,

invalidNetworkCTP,

notEnoughNetworkCTPs,

networkCTPAlreadyAssigned,

inconsistentSignalIdentification,

inconsistentDirectionality,

failureToSetNetworkCTPCallerId,

failureToDecreaseCapacity;

WITH INFORMATION SYNTAX

M3100ASN1TypeModule2.AssignNetworkCTPOnLogicalLinkEndInformation;

WITH REPLY SYNTAX

M3100ASN1TypeModule2.AssignNetworkCTPOnLogicalLinkEndResult;

REGISTERED AS {m3100Action 15};

2.5.5 De-assign Link Connection from Logical Link

deassignLinkConnectionFromLogicalLink ACTION

BEHAVIOUR

deassignLinkConnectionFromLogicalLinkBehaviour BEHAVIOUR

DEFINED AS

"This action de-assigns a link connection in a layer domain to a logical link in the same layer domain.

<ITU-T G.854.10:OPERATION, deassignLinkConnectionFromLink >;

MODECONFIRMED;

PARAMETERS

**linkAndLinkConnectionNotCompatible,
invalidLinkConnection,
notAssignedToCaller,
failureToDeassignLinkConnection,
failureToIncreaseCapacity;**

WITH INFORMATION SYNTAX

M3100ASN1TypeModule2.DeassignLinkConnectionFromLogicalLinkInformation;

REGISTERED AS {m3100Action 16};

2.5.6 De-assign Network CTP from Logical Link End

deassignNetworkCTPFromLogicalLinkEnd ACTION

BEHAVIOUR

deassignNetworkCTPFromLogicalLinkEndBehaviour BEHAVIOUR

DEFINED AS

"This action de-assigns a network CTP instance from a logical link end.

<ITU-T G.854.10:OPERATION, deassignNetworkCTPFromLinkEnd >";;

MODECONFIRMED;

PARAMETERS

**linkEndAndNetworkCTPNotCompatible,
invalidNetworkCTP,
notAssignedToCaller,
failureToDeassignNetworkCTP,
failureToIncreaseCapacity;**

WITH INFORMATION SYNTAX

M3100ASN1TypeModule2.DeassignNetworkCTPFromLogicalLinkEndInformation;

REGISTERED AS {m3100Action 17};

2.5.7 Remove Capacity from Topological Link

removeCapacityFromTopologicalLink ACTION

BEHAVIOUR

removeCapacityFromTopologicalLinkBehaviour BEHAVIOUR

DEFINED AS

"This action removes capacity from the topological link by removing link connections and/or bandwidth from the link.

<ITU-T G.854.8:OPERATION, removeCapacityFromTopologicalLink >";;

MODECONFIRMED;

PARAMETERS

**noSuchLink,
insufficientCapacity,
invalidChannelsNumber,
failureToDecreaseCapacity,
failureToRemoveLC;**

WITH INFORMATION SYNTAX

M3100ASN1TypeModule2.RemoveCapacityFromTopologicalLinkInformation;

WITH REPLY SYNTAX

M3100ASN1TypeModule2.RemoveCapacityFromTopologicalLinkResult;

REGISTERED AS {m3100Action 18};

2.5.8 Remove Capacity from Topological Link End

removeCapacityFromTopologicalLinkEnd ACTION

BEHAVIOUR

**removeCapacityFromTopologicalLinkEndBehaviour BEHAVIOUR
DEFINED AS**

"This action removes capacity from a topological link end by removal of network CTPs from the topological link end and/or by the removal of bandwidth.

This action will return an RemoveCapacityToTopologicalLinkResult with a resultingLinkConnections field containing a NULL value when dynamic bandwidth is being unassigned.

<ITU-T G.854.8:OPERATION, removeCapacityFromTopologicalLinkEnd >;

MODECONFIRMED;

PARAMETERS

**noSuchLinkEnd,
insufficientCapacity,
invalidChannelsNumber,
failureToDecreaseCapacity,
failureToRemoveLC;**

WITH INFORMATION SYNTAX

M3100ASN1TypeModule2.RemoveCapacityFromTopLinkEndInformation;

WITH REPLY SYNTAX

M3100ASN1TypeModule2.RemoveCapacityFromTopLinkEndResult;

REGISTERED AS {m3100Action 19};

2.6 Notifications

None.

2.7 Parameters

**boundSubnetwork PARAMETER
CONTEXT SPECIFIC-ERROR;
WITH SYNTAX M3100ASN1TypeModule2.None;
REGISTERED AS {m3100Parameter 6};**

**channelsAlreadyProvisioned PARAMETER
CONTEXT SPECIFIC-ERROR;
WITH SYNTAX M3100ASN1TypeModule2.Channels;
REGISTERED AS {m3100Parameter 7};**

**failureToAddLinkConnections PARAMETER
CONTEXT SPECIFIC-ERROR;
WITH SYNTAX M3100ASN1TypeModule2.None;
REGISTERED AS {m3100Parameter 8};**

**failureToAddNetworkCTPs PARAMETER
CONTEXT SPECIFIC-ERROR;
WITH SYNTAX M3100ASN1TypeModule2.None;
REGISTERED AS {m3100Parameter 9};**

**failureToAssociateLCs PARAMETER
CONTEXT SPECIFIC-ERROR;
WITH SYNTAX M3100ASN1TypeModule2.None;
REGISTERED AS {m3100Parameter 10};**

**failureToAssociateNetworkTTP PARAMETER
CONTEXT SPECIFIC-ERROR;
WITH SYNTAX M3100ASN1TypeModule2.None;
REGISTERED AS {m3100Parameter 11};**

failureToDeassignLinkConnection **PARAMETER**
 CONTEXT **SPECIFIC-ERROR;**
 WITH SYNTAX **M3100ASN1TypeModule2.None;**
REGISTERED AS {m3100Parameter 12};

failureToDeassignNetworkCTP **PARAMETER**
 CONTEXT **SPECIFIC-ERROR;**
 WITH SYNTAX **M3100ASN1TypeModule2.None;**
REGISTERED AS {m3100Parameter 13};

failureToDecreaseCapacity **PARAMETER**
 CONTEXT **SPECIFIC-ERROR;**
 WITH SYNTAX **M3100ASN1TypeModule2.Capacities;**
REGISTERED AS {m3100Parameter 14};

failureToIncreaseCapacity **PARAMETER**
 CONTEXT **SPECIFIC-ERROR;**
 WITH SYNTAX **M3100ASN1TypeModule2.Capacities;**
REGISTERED AS {m3100Parameter 15};

failureToRemoveLC **PARAMETER**
 CONTEXT **SPECIFIC-ERROR;**
 WITH SYNTAX **M3100ASN1TypeModule2.None;**
REGISTERED AS {m3100Parameter 16};

failureToBindLink **PARAMETER**
 CONTEXT **SPECIFIC-ERROR;**
 WITH SYNTAX **M3100ASN1TypeModule2.None;**
REGISTERED AS {m3100Parameter 17};

failureToBindLinkEnd **PARAMETER**
 CONTEXT **SPECIFIC-ERROR;**
 WITH SYNTAX **M3100ASN1TypeModule2.None;**
REGISTERED AS {m3100Parameter 18};

failureToBindTopologicalLink **PARAMETER**
 CONTEXT **SPECIFIC-ERROR;**
 WITH SYNTAX **M3100ASN1TypeModule2.None;**
REGISTERED AS {m3100Parameter 19};

failureToCreateAccessGroup **PARAMETER**
 CONTEXT **SPECIFIC-ERROR;**
 WITH SYNTAX **M3100ASN1TypeModule2.None;**
REGISTERED AS {m3100Parameter 20};

failureToCreateLink **PARAMETER**
 CONTEXT **SPECIFIC-ERROR;**
 WITH SYNTAX **M3100ASN1TypeModule2.None;**
REGISTERED AS {m3100Parameter 21};

failureToCreateLCs **PARAMETER**
 CONTEXT **SPECIFIC-ERROR;**
 WITH SYNTAX **M3100ASN1TypeModule2.None;**
REGISTERED AS {m3100Parameter 22};

failureToCreateLinkEnd **PARAMETER**
 CONTEXT **SPECIFIC-ERROR;**
 WITH SYNTAX **M3100ASN1TypeModule2.None;**
REGISTERED AS {m3100Parameter 23};

failureToCreateNetworkTTP **PARAMETER**
CONTEXT **SPECIFIC-ERROR;**
WITH SYNTAX **M3100ASN1TypeModule2.None;**
REGISTERED AS {m3100Parameter 24};

failureToCreateSubnetwork **PARAMETER**
CONTEXT **SPECIFIC-ERROR;**
WITH SYNTAX **M3100ASN1TypeModule2.None;**
REGISTERED AS {m3100Parameter 25};

failureToDisassociateNetworkTTP **PARAMETER**
CONTEXT **SPECIFIC-ERROR;**
WITH SYNTAX **M3100ASN1TypeModule2.None;**
REGISTERED AS {m3100Parameter 26};

failureToRemoveAccessGroup **PARAMETER**
CONTEXT **SPECIFIC-ERROR;**
WITH SYNTAX **M3100ASN1TypeModule2.None;**
REGISTERED AS {m3100Parameter 27};

failureToRemoveNetworkCTPs **PARAMETER**
CONTEXT **SPECIFIC-ERROR;**
WITH SYNTAX **M3100ASN1TypeModule2.None;**
REGISTERED AS {m3100Parameter 28};

failureToRemoveNetworkTTP **PARAMETER**
CONTEXT **SPECIFIC-ERROR;**
WITH SYNTAX **M3100ASN1TypeModule2.None;**
REGISTERED AS {m3100Parameter 29};

failureToRemoveSubnetwork **PARAMETER**
CONTEXT **SPECIFIC-ERROR;**
WITH SYNTAX **M3100ASN1TypeModule2.None;**
REGISTERED AS {m3100Parameter 30};

failureToSetDirectionality **PARAMETER**
CONTEXT **SPECIFIC-ERROR;**
WITH SYNTAX **M3100ASN1TypeModule2.None;**
REGISTERED AS {m3100Parameter 31};

failureToSetLinkConnectionCallerId **PARAMETER**
CONTEXT **SPECIFIC-ERROR;**
WITH SYNTAX **M3100ASN1TypeModule2.None;**
REGISTERED AS {m3100Parameter 32};

failureToSetNetworkCTPCallerId **PARAMETER**
CONTEXT **SPECIFIC-ERROR;**
WITH SYNTAX **M3100ASN1TypeModule2.None;**
REGISTERED AS {m3100Parameter 33};

failureToSetUserIdentifier **PARAMETER**
CONTEXT **SPECIFIC-ERROR;**
WITH SYNTAX **M3100ASN1TypeModule2.None;**
REGISTERED AS {m3100Parameter 34};

failureToSupportLCs **PARAMETER**
CONTEXT **SPECIFIC-ERROR;**
WITH SYNTAX **M3100ASN1TypeModule2.None;**
REGISTERED AS {m3100Parameter 35};

inconsistentDirectionality **PARAMETER**
CONTEXT **SPECIFIC-ERROR;**
WITH SYNTAX **M3100ASN1TypeModule2.None;**
REGISTERED AS {m3100Parameter 36};

inconsistentSignalIdentification **PARAMETER**
CONTEXT **SPECIFIC-ERROR;**
WITH SYNTAX **M3100ASN1TypeModule2.None;**
REGISTERED AS {m3100Parameter 37};

insufficientCapacity **PARAMETER**
CONTEXT **SPECIFIC-ERROR;**
WITH SYNTAX **M3100ASN1TypeModule2.Capacity;**
REGISTERED AS {m3100Parameter 38};

invalidChannelsNumber **PARAMETER**
CONTEXT **SPECIFIC-ERROR;**
WITH SYNTAX **M3100ASN1TypeModule2.Channels;**
REGISTERED AS {m3100Parameter 39};

invalidLinkConnection **PARAMETER**
CONTEXT **SPECIFIC-ERROR;**
WITH SYNTAX **M3100ASN1TypeModule2.ObjectInstance;**
REGISTERED AS {m3100Parameter 40};

invalidNetworkCTP **PARAMETER**
CONTEXT **SPECIFIC-ERROR;**
WITH SYNTAX **M3100ASN1TypeModule2.ObjectInstance;**
REGISTERED AS {m3100Parameter 41};

invalidServiceCharacteristicsRequested **PARAMETER**
CONTEXT **SPECIFIC-ERROR;**
WITH SYNTAX **M3100ASN1TypeModule2.None;**
REGISTERED AS {m3100Parameter 42};

invalidTPType **PARAMETER**
CONTEXT **SPECIFIC-ERROR;**
WITH SYNTAX **M3100ASN1TypeModule2.None;**
REGISTERED AS {m3100Parameter 43};

invalidTrafficDescriptorRequested **PARAMETER**
CONTEXT **SPECIFIC-ERROR;**
WITH SYNTAX **M3100ASN1TypeModule2.None;**
REGISTERED AS {m3100Parameter 44};

linkConnectionAlreadyAssigned **PARAMETER**
CONTEXT **SPECIFIC-ERROR;**
WITH SYNTAX **M3100ASN1TypeModule2.ObjectInstance;**
REGISTERED AS {m3100Parameter 45};

linkEndAndNetworkCTPNotCompatible **PARAMETER**
CONTEXT **SPECIFIC-ERROR;**
WITH SYNTAX **M3100ASN1TypeModule2.ObjectList;**
REGISTERED AS {m3100Parameter 46};

linkAndLinkConnectionNotCompatible **PARAMETER**
CONTEXT **SPECIFIC-ERROR;**
WITH SYNTAX **M3100ASN1TypeModule2.ObjectList;**
REGISTERED AS {m3100Parameter 47};

networkCTPAlreadyAssigned **PARAMETER**
CONTEXT **SPECIFIC-ERROR;**
WITH SYNTAX **M3100ASN1TypeModule2.ObjectInstance;**
REGISTERED AS {m3100Parameter 48};

networkTTPAndAccessGroupNotCompatible **PARAMETER**
CONTEXT **SPECIFIC-ERROR;**
WITH SYNTAX **M3100ASN1TypeModule2. None;**
REGISTERED AS {m3100Parameter 49};

networkTTPAndSubnetworkNotCompatible **PARAMETER**
CONTEXT **SPECIFIC-ERROR;**
WITH SYNTAX **M3100ASN1TypeModule2. None;**
REGISTERED AS {m3100Parameter 50};

networkTTPAssociatedWithAccessGroup **PARAMETER**
CONTEXT **SPECIFIC-ERROR;**
WITH SYNTAX **M3100ASN1TypeModule2. ObjectInstance;**
REGISTERED AS {m3100Parameter 51};

networkTTPAssociatedWithSubnetwork **PARAMETER**
CONTEXT **SPECIFIC-ERROR;**
WITH SYNTAX **M3100ASN1TypeModule2. ObjectInstance;**
REGISTERED AS {m3100Parameter 52};

networkTTPsExisting **PARAMETER**
CONTEXT **SPECIFIC-ERROR;**
WITH SYNTAX **M3100ASN1TypeModule2.None;**
REGISTERED AS {m3100Parameter 53};

networkTTPTerminatesTrail **PARAMETER**
CONTEXT **SPECIFIC-ERROR;**
WITH SYNTAX **M3100ASN1TypeModule2.ObjectInstance;**
REGISTERED AS {m3100Parameter 54};

newServiceCharacteristicsExistsAlready **PARAMETER**
CONTEXT **SPECIFIC-ERROR;**
WITH SYNTAX **M3100ASN1TypeModule2.SignalId;**
REGISTERED AS {m3100Parameter 55};

newTrafficDescriptorExistsAlready **PARAMETER**
CONTEXT **SPECIFIC-ERROR;**
WITH SYNTAX **M3100ASN1TypeModule2.SignalId;**
REGISTERED AS {m3100Parameter 56};

noLinkCapacity **PARAMETER**
CONTEXT **SPECIFIC-ERROR;**
WITH SYNTAX **M3100ASN1TypeModule2.None;**
REGISTERED AS {m3100Parameter 57};

noLinkEndCapacity **PARAMETER**
CONTEXT **SPECIFIC-ERROR;**
WITH SYNTAX **M3100ASN1TypeModule2.None;**
REGISTERED AS {m3100Parameter 58};

noSuchLink **PARAMETER**
CONTEXT **SPECIFIC-ERROR;**
WITH SYNTAX **M3100ASN1TypeModule2.ObjectInstance;**
REGISTERED AS {m3100Parameter 59};

noSuchLinkEnd **PARAMETER**
 CONTEXT **SPECIFIC-ERROR;**
 WITH SYNTAX **M3100ASN1TypeModule2.ObjectInstance;**
REGISTERED AS {m3100Parameter 60};

notAssignedToCaller **PARAMETER**
 CONTEXT **SPECIFIC-ERROR;**
 WITH SYNTAX **M3100ASN1TypeModule2.ObjectInstance;**
REGISTERED AS {m3100Parameter 61};

notEnoughLinkConnections **PARAMETER**
 CONTEXT **SPECIFIC-ERROR;**
 WITH SYNTAX **M3100ASN1TypeModule2.Count;**
REGISTERED AS {m3100Parameter 62};

notEnoughNetworkCTPs **PARAMETER**
 CONTEXT **SPECIFIC-ERROR;**
 WITH SYNTAX **M3100ASN1TypeModule2.Count;**
REGISTERED AS {m3100Parameter 63};

subnetworkInUse **PARAMETER**
 CONTEXT **SPECIFIC-ERROR;**
 WITH SYNTAX **M3100ASN1TypeModule2.None;**
REGISTERED AS {m3100Parameter 64};

2.8 Name Bindings

2.8.1 Access Group

accessGroup-layerNetworkDomain **NAME BINDING**
 SUBORDINATE OBJECT CLASS **accessGroup AND SUBCLASSES;**
 NAMED BY
 SUPERIOR OBJECT CLASS **layerNetworkDomain AND SUBCLASSES;**
 WITH ATTRIBUTE **accessGroupId;**
 BEHAVIOUR
 accessGroup-layerNetworkDomainBehaviour **BEHAVIOUR**
 DEFINED AS

"If, during a create operation, the topologicalEndDirectionality attribute fails to be set or the access group object fails to be created, the create operation will fail with the specific error with the value of either failureToSetDirectionality or failureToCreateAccessGroup respectively.

If, during a delete operation, the accessPointList is not NULL the delete operation will fail with the specific error with the value networkTTPsExisting. If the access group managed object is not deleted, the delete operation will fail with the specific error with the value failureToRemoveAccessGroup.

<ITU-T G.854.3:OPERATION,createAccessGroup, OUTPUT_PARAMETERS:accessGroup>

<ITU-T G.854.3:OPERATION,createAccessGroup, OUTPUT_PARAMETERS:none>;

CREATE
 WITH-REFERENCE-OBJECT
 failureToSetDirectionality
 failureToCreateAccessGroup;
DELETE
 ONLY-IF-NO-CONTAINED-OBJECTS
 networkTTPsExisting
 failureToRemoveAccessGroup;

REGISTERED AS {m3100NameBinding 63};

2.8.2 Layer Network Domain

layerNetworkDomain-networkR1 NAME BINDING

SUBORDINATE OBJECT CLASS layerNetworkDomain AND SUBCLASSES;
NAMED BY

SUPERIOR OBJECT CLASS networkR1 AND SUBCLASSES;

WITH ATTRIBUTE networkId;

CREATE

WITH-REFERENCE-OBJECT;

DELETE

ONLY-IF-NO-CONTAINED-OBJECTS;

REGISTERED AS {m3100NameBinding 64};

2.8.3 Logical Link

logicalLink-layerNetworkDomain NAME BINDING

SUBORDINATE OBJECT CLASS logicalLink AND SUBCLASSES;

NAMED BY

SUPERIOR OBJECT CLASS layerNetworkDomain AND SUBCLASSES;

WITH ATTRIBUTE linkId;

BEHAVIOUR

logicalLink-layerNetworkDomainBehaviour BEHAVIOUR

DEFINED AS

"The logicalLink managed object is created by the establishLink or establishLinkAndLinkEnds action. <ITU-T G.854.3,OPERATION:createLink,OUTPUT_PARAMETERS:link>

The logicalLink managed object is deleted by the removeLink or removeLinkAndLinkEnds.

<ITU-T G.854.3,OPERATION:deleteLink,OUTPUT_PARAMETERS:none>;";

REGISTERED AS {m3100NameBinding 65};

2.8.4 Link Connection

linkConnection-layerNetworkDomain NAME BINDING

SUBORDINATE OBJECT CLASS linkConnection AND SUBCLASSES;

NAMED BY

SUPERIOR OBJECT CLASS layerNetworkDomain AND SUBCLASSES;

WITH ATTRIBUTE connectionId;

REGISTERED AS {m3100NameBinding 66};

linkConnection-topologicalLink NAME BINDING

SUBORDINATE OBJECT CLASS linkConnection AND SUBCLASSES;

NAMED BY

SUPERIOR OBJECT CLASS topologicalLink AND SUBCLASSES;

WITH ATTRIBUTE connectionId;

REGISTERED AS {m3100NameBinding 67};

2.8.5 Logical Link End

logicalLinkEnd-layerNetworkDomain NAME BINDING

SUBORDINATE OBJECT CLASS logicalLinkEnd AND SUBCLASSES;

NAMED BY

SUPERIOR OBJECT CLASS layerNetworkDomain AND SUBCLASSES;

WITH ATTRIBUTE linkEndId;

REGISTERED AS {m3100NameBinding 68};

logicalLinkEnd-subNetwork NAME BINDING

SUBORDINATE OBJECT CLASS logicalLinkEnd AND SUBCLASSES;

NAMED BY

SUPERIOR OBJECT CLASS subNetwork AND SUBCLASSES;

WITH ATTRIBUTE linkEndId;

REGISTERED AS {m3100NameBinding 69};

2.8.6 Topological Link End

topologicalLinkEnd-layerNetworkDomain NAME BINDING
SUBORDINATE OBJECT CLASS **topologicalLinkEnd AND SUBCLASSES;**
NAMED BY
SUPERIOR OBJECT CLASS **layerNetworkDomain AND SUBCLASSES;**
WITH ATTRIBUTE **linkEndId;**
REGISTERED AS {m3100NameBinding 70};

topologicalLinkEnd-subNetwork NAME BINDING
SUBORDINATE OBJECT CLASS **topologicalLinkEnd AND SUBCLASSES;**
NAMED BY
SUPERIOR OBJECT CLASS **subNetwork AND SUBCLASSES;**
WITH ATTRIBUTE **linkEndId;**
REGISTERED AS {m3100NameBinding 71};

2.8.7 Network CTP Sink

networkCTPSink-subNetwork NAME BINDING
SUBORDINATE OBJECT CLASS **networkCTPSink AND SUBCLASSES;**
NAMED BY
SUPERIOR OBJECT CLASS **subNetwork AND SUBCLASSES;**
WITH ATTRIBUTE **cTPIId;**
BEHAVIOUR
networkCTPSink-subNetworkBehaviour BEHAVIOUR
DEFINED AS
"The subordinate managed object is automatically instantiated deleted when the superior managed object is instantiated, or when additional resources (including planned resources) are added to, or removed from, the subnetwork, according to the configuration of the Subnetwork.";;
REGISTERED AS {m3100NameBinding 72};

networkCTPSink-layerNetworkDomain NAME BINDING
SUBORDINATE OBJECT CLASS **networkCTPSink AND SUBCLASSES;**
NAMED BY
SUPERIOR OBJECT CLASS **layerNetworkDomain AND SUBCLASSES;**
WITH ATTRIBUTE **cTPIId;**
REGISTERED AS {m3100NameBinding 73};

2.8.8 Network CTP Source

networkCTPSource-subNetwork NAME BINDING
SUBORDINATE OBJECT CLASS **networkCTPSource AND SUBCLASSES;**
NAMED BY
SUPERIOR OBJECT CLASS **subNetwork AND SUBCLASSES;**
WITH ATTRIBUTE **cTPIId;**
BEHAVIOUR
networkCTPSource-subNetworkBehaviour BEHAVIOUR
DEFINED AS
"The subordinate managed object is automatically instantiated deleted when the superior managed object is instantiated, or when additional resources (including planned resources) are added to, or removed from, the subnetwork, according to the configuration of the subnetwork.";;
REGISTERED AS {m3100NameBinding 74};

networkCTPSource-layerNetworkDomain NAME BINDING
SUBORDINATE OBJECT CLASS **networkCTPSource AND SUBCLASSES;**
NAMED BY
SUPERIOR OBJECT CLASS **layerNetworkDomain AND SUBCLASSES;**
WITH ATTRIBUTE **cTPIId;**
REGISTERED AS {m3100NameBinding 75};

2.8.9 Network TTP Sink

networkTTPSink-layerNetworkDomain NAME BINDING

SUBORDINATE OBJECT CLASS networkTTPSink AND SUBCLASSES;

NAMED BY

SUPERIOR OBJECT CLASS layerNetworkDomain AND SUBCLASSES;

WITH ATTRIBUTE tTPId;

BEHAVIOUR

networkTTPSink-layerNetworkDomainBehaviour BEHAVIOUR

DEFINED AS

" If, during a delete operation, the networkTTP terminates a trail then the delete operation will fail with a specific error with the value networkTTPTerminatesTrail.

If, during a delete operation, the networkTTP is associated with a subnetwork or an access group then the delete operation will fail with a specific error with the value networkTTPAssociatedWithSubnetwork or the value networkTTPAssociatedWithAccessGroup respectively.

<ITU-T G.854.6,OPERATION:createNetworkTTP,OUTPUT_PARAMETERS:networkTTP>

<ITU-T G.854.6,OPERATION:deleteNetworkTTP,OUTPUT_PARAMETERS:none>;

CREATE

WITH-REFERENCE-OBJECT,

WITH-AUTOMATIC-INSTANCE-NAMING

failureToCreateNetworkTTP;

DELETE

ONLY-IF-NO-CONTAINED-OBJECTS

networkTTPTerminatesTrail

networkTTPAssociatedWithSubnetwork

networkTTPAssociatedWithAccessGroup

failureToCreateNetworkTTP;

REGISTERED AS {m3100NameBinding 76};

networkTTPSink-subNetwork NAME BINDING

SUBORDINATE OBJECT CLASS networkTTPSink AND SUBCLASSES;

NAMED BY

SUPERIOR OBJECT CLASS subNetwork AND SUBCLASSES;

WITH ATTRIBUTE tTPId;

BEHAVIOUR

networkTTPSink-subNetworkBehaviour BEHAVIOUR

DEFINED AS "

If, during a delete operation, the networkTTP terminates a trail then the delete operation will fail with a specific error with the value networkTTPTerminatesTrail.";

CREATE

WITH-REFERENCE-OBJECT,

WITH-AUTOMATIC-INSTANCE-NAMING

failureToCreateNetworkTTP;

DELETE

ONLY-IF-NO-CONTAINED-OBJECTS

networkTTPTerminatesTrail

failureToRemoveNetworkTTP;

REGISTERED AS {m3100NameBinding 77};

2.8.10 Network TTP Source

networkTTPSource-layerNetworkDomain NAME BINDING

SUBORDINATE OBJECT CLASS networkTTPSource AND SUBCLASSES;

NAMED BY

SUPERIOR OBJECT CLASS layerNetworkDomain AND SUBCLASSES;

WITH ATTRIBUTE tTPId;

BEHAVIOUR

networkTTPSource-layerNetworkDomainBehaviour BEHAVIOUR

DEFINED AS

"If, during a delete operation, the networkTTP terminates a trail then the delete operation will fail with a specific error with the value networkTTPTerminatesTrail.

If, during a delete operation, the networkTTP is associated with a subnetwork or an access group then the delete operation will fail with a specific error with the value networkTTPAssociatedWithSubnetwork or the value networkTTPAssociatedWithAccessGroup respectively.";;

CREATE

**WITH-REFERENCE-OBJECT,
WITH-AUTOMATIC-INSTANCE-NAMING
failureToCreateNetworkTTP;**

DELETE

**ONLY-IF-NO-CONTAINED-OBJECTS
networkTTPTerminatesTrail
networkTTPAssociatedWithSubnetwork
networkTTPAssociatedWithAccessGroup
failureToRemoveNetworkTTP;**

REGISTERED AS {m3100NameBinding 79};

networkTTPSource-subNetwork NAME BINDING

**SUBORDINATE OBJECT CLASS networkTTPSource AND SUBCLASSES;
NAMED BY**

SUPERIOR OBJECT CLASS subNetwork AND SUBCLASSES;

WITH ATTRIBUTE tTPIId;

BEHAVIOUR

networkTTPSource-subNetworkBehaviour BEHAVIOUR

DEFINED AS

"If, during a delete operation, the networkTTP terminates a trail then the delete operation will fail with a specific error with the value networkTTPTerminatesTrail.";;

CREATE

**WITH-REFERENCE-OBJECT,
WITH-AUTOMATIC-INSTANCE-NAMING
failureToCreateNetworkTTP;**

DELETE

**ONLY-IF-NO-CONTAINED-OBJECTS
networkTTPTerminatesTrail
failureToRemoveNetworkTTP;**

REGISTERED AS {m3100NameBinding 80};

2.8.11 SubNetwork

subNetwork-layerNetworkDomain NAME BINDING

SUBORDINATE OBJECT CLASS subNetwork AND SUBCLASSES;

NAMED BY

SUPERIOR OBJECT CLASS layerNetworkDomain AND SUBCLASSES;

WITH ATTRIBUTE subNetworkId;

BEHAVIOUR

subNetwork-layerNetworkDomainBehaviour BEHAVIOUR

DEFINED AS

"If, during a create operation in which networkTTP managed object instances are required to be created or associated with the subnetwork, the networkTTP managed object instances failed to be created or associated then a specific error will be returned with the values failureToCreateNetworkTTP or failureToAssociateNetworkTTP respectively and the create operation will fail.

If, during a delete operation, the subnetwork is found to be in use (to have subnetwork connection present) or is bound to other resources a specific error with the value subnetworkInUse or boundSubnetwork respectively will be returned and the create operation will fail.

<ITU-T G.854.1,OPERATION:ssccSetupSubnetworkConnection, OUTPUT_PARAMETERS:newSNC>,
<ITU-T G.854.1,OPERATION:ssccReleaseSubnetworkConnection, OUTPUT_PARAMETERS:none>;

CREATE

WITH-REFERENCE-OBJECT,
WITH-AUTOMATIC-INSTANCE-NAMING
failureToAssociateNetworkTTP
failureToCreateNetworkTTP
failureToCreateSubnetwork;

DELETE

ONLY-IF-NO-CONTAINED-OBJECTS
subnetworkInUse
boundSubnetwork
failureToRemoveSubnetwork;

REGISTERED AS {m3100NameBinding 81};

2.8.12 Subnetwork Connection

subNetworkConnection-subNetwork NAME BINDING

SUBORDINATE OBJECT CLASS subNetworkConnection AND SUBCLASSES;
NAMED BY

SUPERIOR OBJECT CLASS subNetwork AND SUBCLASSES;

WITH ATTRIBUTE subNetworkConnectionId;

REGISTERED AS {m3100NameBinding 82};

2.8.13 Topological Link

topologicalLink-layerNetworkDomain NAME BINDING

SUBORDINATE OBJECT CLASS topologicalLink AND SUBCLASSES;

NAMED BY

SUPERIOR OBJECT CLASS layerNetworkDomain AND SUBCLASSES;

WITH ATTRIBUTE linkId;

BEHAVIOUR

topologicalLink-layerNetworkDomainBehaviour BEHAVIOUR

DEFINED AS

"The topologicalLink managed object is either automatically created when the trail in the server network layer domain that supports the link is created or is created by an establishTopologicalLink or an establishTopologicalLinkAndLinkEnds action. <ITU-T G.854.3,OPERATION:createTopologicalLink OUTPUT_PARAMETERS:topologicalLink>,"

The topologicalLink managed object is deleted either by a removeTopologicalLink or removeTopologicalLinkAndLinkEnds action or by the deletion of the trail if the topologicalLink managed object had previously been created automatically.

<ITU-T G.854.3,OPERATION:deleteTopologicalLink,OUTPUT_PARAMETERS:none>;

REGISTERED AS {m3100NameBinding 83};

2.8.14 Trail

trailR2-layerNetworkDomain NAME BINDING

SUBORDINATE OBJECT CLASS trailR2 AND SUBCLASSES;

NAMED BY

SUPERIOR OBJECT CLASS layerNetworkDomain AND SUBCLASSES;

WITH ATTRIBUTE trailId;

REGISTERED AS {m3100NameBinding 84};

3 Telemetry fragment

The telemetry fragment models external points (relays and contact closures) which are used to control external devices (generators, heaters, etc.) or monitor external conditions.

3.1 Object classes

externalPoint MANAGED OBJECT CLASS

DERIVED FROM "ITU-T X.721|ISO/IEC 10165-2:1992":top;

CHARACTERIZED BY

**createDeleteNotificationsPackage,
attributeValueChangeNotificationPackage,
stateChangeNotificationPackage,
externalPointPackage PACKAGE**

BEHAVIOUR

externalPointBehaviour BEHAVIOUR

DEFINED AS

"This object class is a superclass for controlPoint and scanPoint object classes which are used to control external devices or monitor external conditions respectively. This object class contains common aspects of controlPoint and scanPoint object classes. The operational state and administrative state represent the state of the control and scan functions, i.e. not the state of the external entity.";;

ATTRIBUTES

**"ITU-T X.721|ISO/IEC 10165-2:1992":operationalState GET,
"ITU-T X.721|ISO/IEC 10165-2:1992":administrativeState GET-REPLACE,
supportedByObjectList GET,
externalPointId GET SET-BY-CREATE,
externalPointMessage GET-REPLACE;;;**

CONDITIONAL PACKAGES

locationNamePackage PRESENT IF

"an instance supports it";

REGISTERED AS {m3100ObjectClass 40};

controlPoint MANAGED OBJECT CLASS

DERIVED FROM externalPoint;

CHARACTERIZED BY

controlPointPackage PACKAGE

BEHAVIOUR

controlPointPackageBehaviour BEHAVIOUR

DEFINED AS

"This managed object class is used to control external devices associated with the managed system, such as relay closure for bell, lamp, generator, heater, or air conditioner. Each instance of this class represents one control point.

The current state of a control point can be either closed (i.e. activate) or open (i.e. released). A control point may optionally have a normal state (i.e. closed or open, one or the other).

The external device represented by a control point can be remotely operated through the 'control' action. A control operation can be momentary (i.e. momentarily close or open) or continuous (continuously close or open).

Valid control type of a control point may be momentary only, continuous only, or both. A control action will be denied if the control action type (continuous or momentary) is not valid for the control point.

The effect of a control action on a control point is given in Table 1.

Current state, valid control type, normal state (optional), text message (such as user-friendly label or text) and location (optional) of the control points are by separate attributes.";;

ATTRIBUTES

**currentControlState GET,
validControlType GET-REPLACE SET-BY-CREATE;**

ACTIONS

externalControl;;;

CONDITIONAL PACKAGES

normalControlStatePackage PRESENT IF

"an instance supports it";

REGISTERED AS {m3100ObjectClass 41};

Table 1/M.3100

Control Point Valid Action Type (Optional)	State Before	Control Action Type	Action Result	State After
momentary only	closed	close-continuously	error: invalid action type	closed
		open-continuously	error: invalid action type	closed
		close-momentarily	error: already in condition	closed
		open-momentarily	completed	open then closed
	open	close-continuously	error: invalid action type	open
		open-continuously	error: invalid action type	open
		close-momentarily	completed	closed then open
		open-momentarily	error: already in condition	open
continuous only	closed	close-continuously	error: already in condition	closed
		open-continuously	completed	open
		close-momentarily	error: invalid action type	closed
		open-momentarily	error: invalid action type	closed
	open	close-continuously	completed	closed
		open-continuously	error: already in condition	open
		close-momentarily	error: invalid action type	open
		open-momentarily	error: invalid action type	open
momentary and continuous	closed	close-continuously	error: already in condition	closed
		open-continuously	completed	open
		close-momentarily	error: already in condition	closed
		open-momentarily	completed	open then closed
	open	close-continuously	completed	closed
		open-continuously	error: already in condition	open
		close-momentarily	completed	closed then open
		open-momentarily	error: already in condition	open

scanPoint MANAGED OBJECT CLASS
DERIVED FROM externalPoint;
CHARACTERIZED BY
externalScanPackage PACKAGE
BEHAVIOUR
externalScanBehaviour BEHAVIOUR
DEFINED AS

"This managed object class is used to monitor external conditions related to the managed element, for that, events of external devices (such as power failure, fire alarm, door open, humidity, etc.) are monitored. Each instance of this object class represents one scan point. Environmental alarm will be emitted if a scan point detects an abnormal condition. The text message specified in the externalPointMessage attribute is to be included in the additionalText field of the environmentalAlarm notification when an alarm is emitted for the scan point. The severity of such alarms can be configured through an optional package.

The currentProblemList represents the current problems of the external entity being monitored, i.e. not current problems with the scan function itself. The probable cause of the currentProblemList is by itself not a precise indicator of service affecting alarms (e.g. due to standby resources) and the serviceAffected attribute is used as a unifying indicator of service affecting conditions.";

ATTRIBUTES

currentProblemList GET,
serviceAffected GET;

NOTIFICATIONS

"ITU-T X.721|ISO/IEC 10165-2:1992":environmentalAlarm;;;

CONDITIONAL PACKAGES

alarmSeverityAssignmentPointerPackage PRESENT IF

"an instance supports it";

REGISTERED AS {m3100ObjectClass 42};

3.2 Packages

normalControlStatePackage PACKAGE

ATTRIBUTES

normalControlState GET-REPLACE;

REGISTERED AS {m3100Package 43};

3.3 Attributes

currentControlState ATTRIBUTE

WITH ATTRIBUTE SYNTAX M3100ASN1TypeModule2.ControlState;

MATCHES FOR EQUALITY;

BEHAVIOUR

currentControlStateBehaviour BEHAVIOUR

DEFINED AS

"This attribute indicates the current state of the control point";

REGISTERED AS {m3100Attribute 71};

normalControlState ATTRIBUTE

WITH ATTRIBUTE SYNTAX M3100ASN1TypeModule2.ControlState;

MATCHES FOR EQUALITY;

BEHAVIOUR

normalControlStateBehaviour BEHAVIOUR

DEFINED AS

"This attribute indicates the normal state of the control point";

REGISTERED AS {m3100Attribute 72};

validControlType ATTRIBUTE

WITH ATTRIBUTE SYNTAX M3100ASN1TypeModule2.ValidControlType;

MATCHES FOR EQUALITY;

BEHAVIOUR

validControlTypeBehaviour BEHAVIOUR

DEFINED AS

"This attribute indicates the valid type of control signal for this control point";

REGISTERED AS {m3100Attribute 73};

externalPointId ATTRIBUTE

WITH ATTRIBUTE SYNTAX M3100ASN1TypeModule2.Integer;

MATCHES FOR EQUALITY, ORDERING;

BEHAVIOUR

externalPointIdBehaviour BEHAVIOUR

DEFINED AS

"This attribute identifies the port number where the monitored or controlled external device is attached. It also serves as the naming attribute for the managed object.";;

REGISTERED AS {m3100Attribute 74};

serviceAffected ATTRIBUTE

WITH ATTRIBUTE SYNTAX M3100ASN1TypeModule2.Boolean;

MATCHES FOR EQUALITY;

BEHAVIOUR

serviceAffectingBehaviour BEHAVIOUR

DEFINED AS

"This attribute indicates whether the alarm condition for monitored external device is service affecting or not.";

REGISTERED AS {m3100Attribute 75};

externalPointMessage ATTRIBUTE

WITH ATTRIBUTE SYNTAX M3100ASN1TypeModule2.ExternalPointMessage;

MATCHES FOR EQUALITY;

BEHAVIOUR

externalPointMessageBehaviour BEHAVIOUR

DEFINED AS

"This attribute can provide some textual definition of the external point. It can also be used for identifying the location of the external point";

REGISTERED AS {m3100Attribute 76};

3.4 Actions

externalControl ACTION

BEHAVIOUR

externalControlBeh BEHAVIOUR

DEFINED AS

"This action instructs the NE to momentarily operate (close or open) or continuously operate (close or open) an external control device (such as a relay closure) represented by a control point. The control action type parameter is included in the request.";

MODE CONFIRMED;

WITH INFORMATION SYNTAX M3100ASN1TypeModule2.ControlActionType;

WITH REPLY SYNTAX M3100ASN1TypeModule2.ControlResult;

REGISTERED AS {m3100Action 10};

3.5 Name bindings

externalPoint-equipment NAME BINDING

SUBORDINATE OBJECT CLASS externalPoint AND SUBCLASSES;

NAMED BY

SUPERIOR OBJECT CLASS equipment AND SUBCLASSES;

WITH ATTRIBUTE externalPointId;

CREATE;

DELETE;

REGISTERED AS {m3100NameBinding 56};

externalPoint-managedElement NAME BINDING

SUBORDINATE OBJECT CLASS externalPoint AND SUBCLASSES;

NAMED BY

SUPERIOR OBJECT CLASS managedElement AND SUBCLASSES;

WITH ATTRIBUTE externalPointId;

CREATE;

DELETE;

REGISTERED AS {m3100NameBinding 57};

```

externalPoint-managedElementComplex NAME BINDING
  SUBORDINATE OBJECT CLASS externalPoint AND SUBCLASSES;
  NAMED BY
    SUPERIOR OBJECT CLASS managedElementComplex AND SUBCLASSES;
  WITH ATTRIBUTE externalPointId;
  CREATE;
  DELETE;
  REGISTERED AS {m3100NameBinding 58};

```

4 Circuit pack fragment

The model supports the following circuit pack functionality:

- request re-initialization of a circuit pack;
- for a circuit pack that supports multiple physical ports, indicate the associated entity of the ports;
- indicate the available signal rates of a circuit pack;
- indicate and configure the signal rate and payload mapping for the port(s) of a circuit pack.

The **circuitPackR1** object is subclassed from **equipmentR2** instead of **circuitPack**, in order to use the attribute values of the **availabilityStatus** besides "notInstall", including "degrade" for indicating that only a subset of the ports is not functioning.

The **textType** attribute inherited from **equipmentR2** is used to indicate the type of the circuit pack (the syntax of **textType** is **GraphicString**, and the syntax of the **circuitPackType** attribute is **printableString**).

The comment field of the ASN.1 data type **SignalRate** is an OID which reflects the rate and format.

4.1 Object classes

```

circuitPackR1 MANAGED OBJECT CLASS
  DERIVED FROM equipmentR2;
  CHARACTERIZED BY
    createDeleteNotificationsPackage,
    administrativeOperationalStatesPackage,
    stateChangeNotificationPackage,
    equipmentsEquipmentAlarmR1Package,
    currentProblemListPackage,
    equipmentAlarmEffectOnServicePackage,
    alarmSeverityAssignmentPointerPackage,
    circuitPackR1Package PACKAGE
    BEHAVIOUR circuitPackR1Behaviour;
  ATTRIBUTES
    "ITU-T X.721|ISO/IEC 10165-2:1992":availabilityStatus GET;;;
  CONDITIONAL PACKAGES
    circuitPackResetPackage PRESENT IF
      "an instance supports it.",
    numberOfPortPackage PRESENT IF
      "an instance supports it.",
    portAssociationsPackage PRESENT IF
      "an instance supports it.",
    circuitPackConfigurationPackage PRESENT IF
      "an instance supports it.",
    containedBoardPackage PRESENT IF
      "the resource represented by this circuit pack is allowed to contain other circuit packs";
  REGISTERED AS {m3100ObjectClass 43};

```

**circuitPackR1Behaviour BEHAVIOUR
DEFINED AS**

"The circuitPackR1 object class is a class of managed objects that represents a plug-in replaceable unit that can be inserted into or removed from the equipment holder of the Network Element. Examples of plug-in cards include line cards, processors and power supply units. The inherited attribute textType (of syntax GraphicString) is used to indicate the type of the circuit pack. The value of this attribute should match one of the values of the acceptableCircuitPackTypeList attribute (of syntax PrintableString) of the containing equipmentHolder object. If the type of a circuit pack is of GraphicString characters outside of the PrintableString character set, it will not match any value of the acceptableCircuitPackList attribute. In this case, no instance of circuitPackR1 should be instantiated and the holderStatus attribute of the equipmentHolder object shall have the value 'unknownType'. The attribute availabilityStatus is used to indicate the availability of the circuit pack. The availabilityStatus attribute is a set-valued attribute. The following values may be used:

- fail: the circuit pack is failed;
- inTest: the circuit pack is in test;
- notInstall: the physical circuit pack is not inserted, or if inserted but its type does not match the type specified in the textType attribute of the circuitPackR1 instance (even if the physical circuit pack is one of the acceptable circuit pack type of the containing equipment holder);
- degraded: a subset of the ports of the circuit pack has defects;
- dependency: the circuit pack is disabled because of a resource which the circuit pack depends on is not available; and
- offLine: the circuit pack is under initializing (i.e. resetting).

The circuitPackR1 may contain additional circuitPackR1 objects.";

4.2 Packages

**circuitPackConfigurationPackage PACKAGE
BEHAVIOUR circuitPackConfigurationPackageBehaviour;
ATTRIBUTES**

availableSignalRateList	GET,
portSignalRateAndMappingList	GET-REPLACE ADD-REMOVE
	serviceAffectedErrorParameter;

REGISTERED AS {m3100Package 44};

**circuitPackConfigurationPackageBehaviour BEHAVIOUR
DEFINED AS**

"A replace operation of the portSignalRateAndMappingList attribute may cause the deletion and creation of termination point objects. If this is the case, objectDeletion and objectCreation notifications will be emitted from the deleted and created objects. However, if such deletion and/or creation affects existing user services, the replace request should be denied and an error response of processingFailure with syntax defined in the serviceAffectedErrorParameter parameter should be returned.";

**circuitPackResetPackage PACKAGE
ACTIONS**

circuitPackReset;

REGISTERED AS {m3100Package 45};

**numberOfPortPackage PACKAGE
ATTRIBUTES**

numberOfPorts GET;

REGISTERED AS {m3100Package 46};

**portAssociationsPackage PACKAGE
ATTRIBUTES**

portAssociations GET;

REGISTERED AS {m3100Package 47};

containedBoardPackage PACKAGE
ATTRIBUTES
acceptableCircuitPackTypeList GET-REPLACE ADD-REMOVE;
REGISTERED AS {m3100Package 48};

4.3 Attributes

availableSignalRateList ATTRIBUTE
WITH ATTRIBUTE SYNTAX M3100ASN1TypeModule2.AvailableSignalRateList;
MATCHES FOR EQUALITY, SET-COMPARISON, SET-INTERSECTION;
BEHAVIOUR
availableSignalRateListBehaviour BEHAVIOUR
DEFINED AS
"This attribute identifies the signal rates supported by the circuit pack entity.";;
REGISTERED AS {m3100Attribute 77};

numberOfPorts ATTRIBUTE
WITH ATTRIBUTE SYNTAX M3100ASN1TypeModule2.Count;
MATCHES FOR EQUALITY;
BEHAVIOUR
numberOfPortsBehaviour BEHAVIOUR
DEFINED AS
"This attribute indicates the total number of ports supported by the circuit pack.";;
REGISTERED AS {m3100Attribute 78};

portAssociations ATTRIBUTE
WITH ATTRIBUTE SYNTAX M3100ASN1TypeModule2.PortAssociations;
MATCHES FOR EQUALITY, SET-COMPARISON, SET-INTERSECTION;
BEHAVIOUR
portAssociationBehaviour BEHAVIOUR
DEFINED AS
"This attribute is a sequence of pairs that relate a port on the multiport circuit pack with the associated entity.";;
REGISTERED AS {m3100Attribute 79};

portSignalRateAndMappingList ATTRIBUTE
WITH ATTRIBUTE SYNTAX M3100ASN1TypeModule2.PortSignalRateAndMappingList;
MATCHES FOR EQUALITY, SET-COMPARISON, SET-INTERSECTION;
BEHAVIOUR
portSignalRateAndMappingListBehaviour BEHAVIOUR
DEFINED AS
"This attribute identifies the signal rate associated with a circuit pack port (e.g. port=0, rate=stm1) and its payload mapping (e.g. au3 or au4). The signal rate and payload mapping is provisionable. For example, a port with signal rate stm4 may have a payload mapping of au4-4. Another possible mapping of this rate is a sequence of four individual au4 (i.e. au4, au4, au4, au4) or a sequence of mixed au3 and au4 (e.g. au3, au3, au3, au4, au4, au3, au3, au3).";;
REGISTERED AS {m3100Attribute 80};

4.4 Actions

circuitPackReset ACTION
BEHAVIOUR
circuitPackResetBeh BEHAVIOUR
DEFINED AS
"This action is used to request to initialize a circuit pack. The request can be a complete reset or a partial reset. A complete reset request is indicated by the value of NULL in the action argument. A partial request is indicated by a non-negative integer. The value zero implies the

least level of reset. The higher integer value implies a more thorough reset. The determination of the highest integer that is equivalent to a complete reset is a local matter. When the circuit pack in the process of resetting, the value offLine of the availabilityStatus attribute shall be indicated. If the circuit pack is user service sensitive, then a reset shall be performed only when the circuit pack is in the locked administrativeState. If the circuit pack is not in the locked administrativeState, a reset request shall be denied and the value entityInService of the resetError parameter shall be returned.";;

MODE CONFIRMED;
PARAMETERS circuitPackResetError;
WITH INFORMATION SYNTAX M3100ASN1TypeModule2.ResetLevel;
REGISTERED AS {m3100Action 11};

4.5 Name bindings

circuitPackR1-circuitPackR1-autoCreated NAME BINDING
SUBORDINATE OBJECT CLASS circuitPackR1 AND SUBCLASSES;
NAMED BY
SUPERIOR OBJECT CLASS circuitPackR1 AND SUBCLASSES;
WITH ATTRIBUTE equipmentId;
BEHAVIOUR circuitPackR1-circuitPackR1-autoCreateBeh;
DELETE
DELETES-CONTAINED-OBJECTS;
REGISTERED AS {m3100NameBinding 89};

circuitPackR1-circuitPackR1-autoCreateBeh BEHAVIOUR
DEFINED AS
"This name binding is used only when a circuitPack provides slots for the contained boards (e.g. lower-order termination). When the circuitPack is inserted into the containing board, the circuitPack object representing the inserted board is automatically created.";

circuitPackR1-equipmentHolder-autoCreated-Delete NAME BINDING
SUBORDINATE OBJECT CLASS circuitPackR1 AND SUBCLASSES;
NAMED BY
SUPERIOR OBJECT CLASS equipmentHolder AND SUBCLASSES;
WITH ATTRIBUTE equipmentId;
BEHAVIOUR circuitPackR1-equipmentHolder-autoCreate-Delete-Beh;
DELETE
DELETES-CONTAINED-OBJECTS;
REGISTERED AS {m3100NameBinding 59};

circuitPackR1-equipmentHolder-autoCreate-Delete-Beh BEHAVIOUR
DEFINED AS
"This name binding is used to name an instance of a circuitPack relative to an equipmentHolder instance. The creation of the circuitPack object is the result of inserting the physical circuit pack into the resource represented by the superior object.
The circuit pack including contained objects can be deleted as the result of system management.";

circuitPackR1-equipmentHolder-explicitlyCreated-Delete NAME BINDING
SUBORDINATE OBJECT CLASS circuitPackR1 AND SUBCLASSES;
NAMED BY
SUPERIOR OBJECT CLASS equipmentHolder AND SUBCLASSES;
WITH ATTRIBUTE equipmentId;
BEHAVIOUR circuitPackR1-equipmentHolder-explicitlyCreate-Delete-Beh;
CREATE
WITH-REFERENCE-OBJECT,
WITH-AUTOMATIC-INSTANCE-NAMING
createErrorParameter
generalErrorParameter;

DELETE
DELETES-CONTAINED-OBJECTS;
REGISTERED AS {m3100NameBinding 60};

circuitPackR1-equipmentHolder-explicitlyCreate-Delete-Beh BEHAVIOUR
DEFINED AS

"This name binding is used to name an instance of a circuitPack relative to another equipmentHolder instance.
The creation of the circuitPack object is the result of system management.
The circuit pack including contained objects can be deleted as the result of system management.";

circuitPackR1-equipmentHolder-autoCreated NAME BINDING
SUBORDINATE OBJECT CLASS circuitPackR1 AND SUBCLASSES;
NAMED BY
SUPERIOR OBJECT CLASS equipmentHolder AND SUBCLASSES;
WITH ATTRIBUTE equipmentId;
BEHAVIOUR circuitPackR1-equipmentHolder-autoCreated-Beh;
DELETE
ONLY-IF-NO-CONTAINED-OBJECTS
generalErrorParameter;
REGISTERED AS {m3100NameBinding 61};

circuitPackR1-equipmentHolder-autoCreated-Beh BEHAVIOUR
DEFINED AS

"This name binding is used to name an instance of a circuitPack relative to another equipmentHolder instance.
The creation of the circuitPack object is the result of inserting the physical circuit pack into the resource represented by the superior object.
The management system may delete this circuit pack and recreate a new one in order to plan the specific type of the circuit pack, using the explicitlyCreated name binding.
The circuit pack can only be deleted as the result of system management when there are no contained objects.";

circuitPackR1-equipmentHolder-explicitlyCreated NAME BINDING
SUBORDINATE OBJECT CLASS circuitPackR1 AND SUBCLASSES;
NAMED BY
SUPERIOR OBJECT CLASS equipmentHolder AND SUBCLASSES;
WITH ATTRIBUTE equipmentId;
BEHAVIOUR circuitPackR1-equipmentHolder-explicitlyCreated-Beh;
CREATE
WITH-REFERENCE-OBJECT,
WITH-AUTOMATIC-INSTANCE-NAMING
createErrorParameter
generalErrorParameter;
DELETE
ONLY-IF-NO-CONTAINED-OBJECTS;
REGISTERED AS {m3100NameBinding 62};

circuitPackR1-equipmentHolder-explicitlyCreated-Beh BEHAVIOUR
DEFINED AS

"This name binding is used to name an instance of a circuitPack relative to another equipmentHolder instance.
The creation of the circuitPack object is the result of system management protocol. If the circuitPackType is incompatible with the types supported by the equipmentHolder, the create request will result in a CMIP processing failure error. The generalErrorParameter is then used to report the error and may provide the value of the circuitPackType attribute. The circuit pack can only be deleted as the result of system management when there are no contained objects.";

4.6 Parameters

circuitPackResetError PARAMETER
CONTEXT SPECIFIC-ERROR;
WITH SYNTAX M3100ASN1TypeModule2.ResetError;
BEHAVIOUR circuitPackResetErrorBeh;
REGISTERED AS {m3100Parameter 4};

circuitPackResetErrorBeh BEHAVIOUR
DEFINED AS

"This parameter is included in the error parameter of the CMIP APDU when the reset action fails for any other reason than the package not being implemented. If the managed system is unable to return an error because of the reset action itself, it is expected that other failures within the managed system will occur and be reported, or be detected by the managing system (e.g. loss of association).";

serviceAffectedErrorParameter PARAMETER
CONTEXT SPECIFIC-ERROR;
WITH SYNTAX M3100ASN1TypeModule2.ServiceAffectingErrorParameter;
BEHAVIOUR serviceAffectedErrorParameterBeh;
REGISTERED AS {m3100Parameter 5};

serviceAffectedErrorParameterBeh BEHAVIOUR
DEFINED AS

"This parameter is included in the processingFailure response when the operation fails for the reason that the operation affects existing user service.";

5 Connect Action Information

The connect action request information is updated to allow for additional information. The following production replaces the previous version of ConnectInformation (from M.3100/Cor.1):

```
ConnectInformation ::= SEQUENCE OF SEQUENCE {
    itemType          CHOICE {
        unidirectional [0] ConnectionType,
        bidirectional  [1] ConnectionTypeBi,
        addleg         [2] AddLeg},
    administrativeState AdministrativeState OPTIONAL,
    namedCrossConnection [3] NamedCrossConnection OPTIONAL,
    ...,
    userLabel          [4] UserLabel OPTIONAL,
    redline            [5] Boolean OPTIONAL,
    ...,
    additionalInfo     [6] AdditionalInformation OPTIONAL
}
```

"ProbableCause, AdministrativeState, AvailabilityStatus, AttributeList, AdditionalInformation
FROM Attribute-ASN1Module {joint-iso-ccitt ms(9) smi(3) part2(2) asn1Module (2) 1}

6 ASN.1 definitions

6.1 Rules of extensibility

The following types will be indicated as being extensible:

- ENUMERATED;
- tagged SET;

- tagged SEQUENCE;
- tagged CHOICE.

Under the rules of extensibility new enumerations (for ENUMERATED types), new bit name assignments (for named BIT STRING types), new named numbers (for named INTEGER types), and new tagged elements (for tagged SET, SEQUENCE, and CHOICE types) may be added in future versions of this Recommendation.

When processing information in a System Management Application Protocol (SMAP) PDU, the accepting SMAP-machine shall ignore:

- enumerations not recognized;
- unrecognized named numbers;
- unrecognized named bits;
- unrecognized tagged elements of sets, sequences and choices.

6.2 ASN.1 module

```
M3100ASN1TypeModule2 {itu-t recommendation m gnm(3100) informationModel(0) asn1Modules(2)
asn1Module2(1) }
DEFINITIONS IMPLICIT TAGS ::=
BEGIN
-- EXPORTS everything
IMPORTS
```

```
AdditionalInformation, AdministrativeState, AvailabilityStatus, OperationalState,
PerceivedSeverity, ProbableCause
FROM Attribute-ASN1Module{joint-iso-ccitt ms(9) smi (3) part2 (2) asn1Module(2) 1}
```

```
Bundle, CharacteristicInformation, Directionality, NameType, PointerOrNull, UserLabel, LogicalProblem,
ResourceProblem, ProblemCause, ObjectList, RelatedObjectInstance
FROM ASN1DefinedTypesModule
{ccitt recommendation m(13) gnm(3100) informationModel(0) asn1Modules(2)
asn1DefinedTypesModule(0)}
```

```
ObjectInstance
FROM CMIP-1 {joint-iso-ccitt ms(9) cmip(1) modules(0) protocol(3)}
```

```
DistinguishedName
FROM InformationFramework {joint-iso-ccitt ds(5) modules(1) informationFramework(1)} ;
-- NOTE – This Recommendation imports DistinguishedName from CCITT Rec. X.501 (1988). The
-- specification for this syntax can now be found in an informative annex of
-- ITU-T Rec. X.711 (1997) | ISO/IEC 9596-1:1998.
```

```
AddCapacityToTopologicalLinkEndInformation ::= RequestedPointCapacity
AddCapacityToTopologicalLinkEndResult ::= SEQUENCE {
    resultingCapacity                PointCapacity,
    resultingnetworkCTPs             NWTPLList,
    resultingProvisionedLinkEndCapacity PointCapacity
}
```

```
AddCapacityToTopologicalLinkInformation ::= RequestedCapacity
AddCapacityToTopologicalLinkResult ::= SEQUENCE {
    resultingCapacity                Capacity,
    resultingLinkConnections         LinkConnectionList
}
```

```

AddNWTTTPsToAccessGroupInformation ::= SEQUENCE {
    nwTTTPs          SET OF ObjectInstance,
    accessGroup      ObjectInstance OPTIONAL
}
AddNWTTTPsToAccessGroupResult ::= SEQUENCE {
    accessGroup      ObjectInstance,
    addedNWTTTPs    SET OF ObjectInstance
}

AssignLinkConnectionOnLogicalLinkInformation ::= SEQUENCE {
    layerNetworkDomain
    requestedLinkConnections          ObjectInstance,
                                        LinkConnectionList
}

AssignLinkConnectionOnLogicalLinkResult ::= LinkConnectionList
AssignNetworkCTPOnLogicalLinkEndInformation ::= CTPList

AssignNetworkCTPOnLogicalLinkEndResult ::= CTPList

AvailableSignalRateList ::= SET OF SignalRate

Bandwidth ::= SEQUENCE OF SEQUENCE {
    ingress          INTEGER,
    egress           INTEGER
}

Boolean ::= BOOLEAN

Capacities ::= SEQUENCE {
    availableLinkCapacity      Capacity,
    maxProvisionableCapacity  Capacity,
    potentialLinkCapacity     Capacity,
    provisionedLinkCapacity   Capacity
}

Capacity ::= CHOICE {
    numberOfLinkConnections [0] INTEGER,
    bandwidth               [1] Bandwidth
}

Channels ::= SET OF Channel

Channel ::= INTEGER

ComponentPointers ::= SET OF ObjectInstance

CompositePointer ::= RelatedObjectInstance

ConfiguredConnectivity ::= ENUMERATED {
    sourceConnect      (0),
    sinkConnect        (1),
    bidirectionalConnect (2),
    noConnect          (3)
}

ConnectionList ::= SET OF ObjectInstance

```

ConnectivityEndPoint ::= CHOICE {
 sncTp **[1] ObjectInstance,**
 linkEnd **[2] ObjectInstance,**
 accessGroup **[3] ObjectInstance**
 }

ConnectivityPointer ::= RelatedObjectInstance

ControlActionType ::= ENUMERATED {
 closeContinuously **(0),**
 openContinuously **(1),**
 closeMomentarily **(2),**
 openMomentarily **(3)**
 }

ControlResult ::= ENUMERATED {
 complete **(0),**
 alreadyInCondition **(1),**
 fail-InvalidControlActionType **(2),**
 fail-ReasonUnknown **(3)**
 }

ControlState ::= ENUMERATED {
 closed **(0),**
 open **(1)**
 }

Count ::= INTEGER

CTPList ::= NWTPList

DeassignLinkConnectionFromLogicalLinkInformation ::= LinkConnectionList

DeassignNetworkCTPFromLogicalLinkEndInformation ::= CTPList

ExternalPointMessage ::= GraphicString

Implicit ::= BOOLEAN (TRUE)

Integer ::= INTEGER

LinkConnectionList ::= ConnectionList

LinkDirectionality ::= ENUMERATED {
 unidirectional **(0),**
 bidirectional **(1),**
 undefined **(2)**
 }

LinkEnd ::= CHOICE {
 subnetwork **[0] ObjectInstance,**
 accessGroup **[1] ObjectInstance,**
 linkEnd **[2] ObjectInstance**
 }

MappingList ::= SEQUENCE OF PayloadLevel

NeAssignmentPointer ::= CHOICE {
 notAvailable **NULL,**
 relatedObject **ObjectInstance,**
 string **GraphicString**
 }

None ::= NULL

NWTPLList ::= SET OF ObjectInstance

PayloadLevel ::= CharacteristicInformation

PointCapacity ::= CHOICE {
 numberOfTPs **[0] INTEGER,**
 bandwidth **[1] Bandwidth**
 }

PointDirectionality ::= ENUMERATED {
 sink **(1),**
 source **(2),**
 bidirectional **(3)**
 }

PortAssociations ::= SET OF PortAssociation

PortAssociation ::= SEQUENCE {
 portIdNameType,
 portTrail **PointerOrNull** -- the choice of NULL means unassigned
 }

PortSignalRateAndMappingList ::= SET OF SEQUENCE {
 portId **NameType,**
 signalRate **SignalRate,**
 mappingList **MappingList** **OPTIONAL**
 }

PtoPoint ::= SEQUENCE {
 aEnd **ConnectivityEndPoint,**
 zEnd **ConnectivityEndPoint**
 }

QofConnectivityService ::= ObjectInstance

RemoveCapacityFromTopLinkEndInformation ::= RequestedPointCapacity

RemoveCapacityFromTopLinkEndResult ::= SEQUENCE {
 resultingCapacity **PointCapacity,**
 resultingLinkConnections **LinkConnectionList**
 }

RemoveCapacityFromTopologicalLinkInformation ::= RequestedCapacity

RemoveCapacityFromTopologicalLinkResult ::= Capacity

RequestedPointCapacity ::= CHOICE {
 specificTPs **[1] NWTPList,**
 capacity **[2] PointCapacity**
 }

RequestedCapacity ::= CHOICE {
 specificChannels **[1] SEQUENCE OF Channel,**
 capacity **[2] Capacity**
 }

ResetError ::= ENUMERATED {
 resetFail **(0),**
 entityInService **(1),**
 ...
 }

```

ResetLevel ::= CHOICE{
    completeReset    NULL,
    partialReset     INTEGER
}

ServiceAffectingErrorParameter ::= ENUMERATED {
    affectingExistingService (0),
    ...
}

SignalId ::= CHOICE {
    simple           [0] CharacteristicInformation,
    bundle           [1] Bundle,
    complex          [3] SEQUENCE OF Bundle
}

SignalRate ::= CHOICE {
    objectClass      [0] OBJECT IDENTIFIER,
    characteristicInformation [1] CharacteristicInformation
}

SubNetworkConnectionPointerList ::= SEQUENCE OF RelatedObjectInstance

TopologicalEndDirectionality ::= ENUMERATED {
    undefined        (0),
    sink             (1),
    source           (2),
    bidirectional    (3)
}

TPList ::= SET OF ObjectInstance

TrafficDescriptor ::= ObjectInstance

UsageCost ::= INTEGER(0..255)

UserIdentifier ::= NameType

ValidControlType ::= ENUMERATED {
    momentaryOnly    (0),
    continuousOnly   (1),
    both             (2)
}

```

END

--The following GDMO directive is added to help automatic processing of the Recommendation:

--<GDMO.EndDocument>--

7 Add the following appendix:

APPENDIX I

This non-normative appendix provides information that illustrates the use of the network topology fragment in assembling usable network level information models. The topology fragment model, while comprised of a singular set of object classes, offers a limited number of alternative relationships between the objects via optional name bindings and conditional packages. These alternatives address different modelling optimizations and, when taken together, reflect more than a single model architecture. In fact, when considered as a whole, the number of possible combinations of alternative elements could be quite large.

In order to provide guidance to the users of the topology fragment, examples that illustrate some of the more common combinations of model components are given. Each example model is internally consistent and does not exhibit the redundancies apparent in the topology fragment in its entirety.

Subclause I.1 discusses general design aspects concerning inter-layer relationships. Subclause I.2 describes aspects of intra-layer topology. Subclauses I.3 and I.4 give two different example assemblies of model components.

I.1 Inter-layer Relationship Alternatives

The aggregation of object classes that may have numerous instances, such as termination points, into containers or pools and higher level aggregates is needed for both inter-layer relationships (representing adaptation functions) and intra-layer relationships (i.e. for subnetwork topology). For both types of aggregation, alternative approaches are supported.

Figure I.1 shows a view of a set of basic resource entities that demonstrates inter-layer relationships between server layer networkTTPs and client layer topological components. These client layer components include networkCTP, topological link end and subnetwork. In the context of Figure I.1, the networkTTP is in one layerNetworkDomain (server) and the remaining components are in another layerNetworkDomain (client). In this view, two basic options are indicated for relating network termination points to client layer components:

- A – pointer relation to topologicalLinkEnd and naming relation of topologicalLinkEnd to layerNetworkDomain. Naming relationships are used to bind networkCTP to topologicalLinkEnd and thence to layerNetworkDomain;
- B – pointer relation to client layer networkCTP, naming relation of networkCTP to subnetwork, and naming relation of subnetwork to layerNetworkDomain.

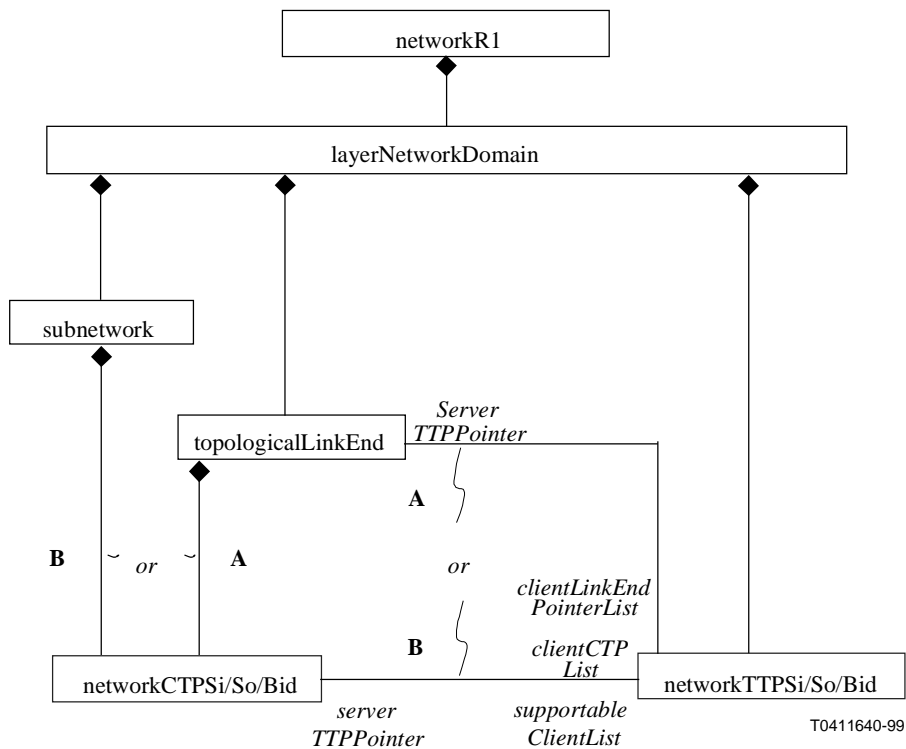


Figure I.1/M.3100 – Alternative entity-relationships for inter-layer associations

As indicated by the *or* conditions, a given implementation might use only those relationships marked as "A" or those marked as "B," without mixing elements of each.

I.2 Intra-layer Topology Alternatives

Aggregation within a given layer topology can be done using a hierarchical scheme. This scheme has two levels. The first level of aggregation associates termination points with link ends or access groups. The second level associates these structures with larger structures, i.e. subnetworks.

Alternatively, the termination points may be associated with subnetwork directly, and pools formed by grouping sets of termination points. These approaches are included as part of the two following example models.

I.3 Example #1

An entity-relationship diagram for the first example model is shown in Figure I.2. GDMO name bindings are indicated by lines with diamond-shaped tips. Other types of aggregation or association relationships are indicated by plain lines. Pointer attribute names are indicated by italicized text next to the object classes with which the attributes are associated. Inter-layer aggregation uses the scenario described as "A" above. Within a given layer network domain, network termination points are aggregated by either *topologicalLinkEnd* or *accessGroup* objects. Two-way pointers associate subnetwork objects with *topologicalLinkEnd* and *accessGroup* objects. In this example, only the *topological* subclasses of *abstractLink* and *abstractLinkEnd* objects have been used for simplicity. A *topologicalLink* joins subnetworks together via *topologicalLinkEnd* objects.

ITU-T RECOMMENDATIONS SERIES

- Series A Organization of the work of the ITU-T
- Series B Means of expression: definitions, symbols, classification
- Series C General telecommunication statistics
- Series D General tariff principles
- Series E Overall network operation, telephone service, service operation and human factors
- Series F Non-telephone telecommunication services
- Series G Transmission systems and media, digital systems and networks
- Series H Audiovisual and multimedia systems
- Series I Integrated services digital network
- Series J Transmission of television, sound programme and other multimedia signals
- Series K Protection against interference
- Series L Construction, installation and protection of cables and other elements of outside plant
- Series M TMN and network maintenance: international transmission systems, telephone circuits, telegraphy, facsimile and leased circuits**
- Series N Maintenance: international sound programme and television transmission circuits
- Series O Specifications of measuring equipment
- Series P Telephone transmission quality, telephone installations, local line networks
- Series Q Switching and signalling
- Series R Telegraph transmission
- Series S Telegraph services terminal equipment
- Series T Terminals for telematic services
- Series U Telegraph switching
- Series V Data communication over the telephone network
- Series X Data networks and open system communications
- Series Y Global information infrastructure and Internet protocol aspects
- Series Z Languages and general software aspects for telecommunication systems