



INTERNATIONAL TELECOMMUNICATION UNION

ITU-T

TELECOMMUNICATION
STANDARDIZATION SECTOR
OF ITU

T.62

(03/93)

**TELEMATIC SERVICES
TERMINAL EQUIPMENTS AND PROTOCOLS
FOR TELEMATIC SERVICES**

**CONTROL PROCEDURES FOR TELETEX AND
GROUP 4 FACSIMILE SERVICES**

ITU-T Recommendation T.62

(Previously "CCITT Recommendation")

FOREWORD

The ITU Telecommunication Standardization Sector (ITU-T) is a permanent organ of the International Telecommunication Union. The ITU-T is responsible for studying technical, operating and tariff questions and issuing Recommendations on them with a view to standardizing telecommunications on a worldwide basis.

The World Telecommunication Standardization Conference (WTSC), which meets every four years, established the topics for study by the ITU-T Study Groups which, in their turn, produce Recommendations on these topics.

ITU-T Recommendation T.62 was revised by the ITU-T Study Group VIII (1988-1993) and was approved by the WTSC (Helsinki, March 1-12, 1993).

NOTES

1 As a consequence of a reform process within the International Telecommunication Union (ITU), the CCITT ceased to exist as of 28 February 1993. In its place, the ITU Telecommunication Standardization Sector (ITU-T) was created as of 1 March 1993. Similarly, in this reform process, the CCIR and the IFRB have been replaced by the Radiocommunication Sector.

In order not to delay publication of this Recommendation, no change has been made in the text to references containing the acronyms "CCITT, CCIR or IFRB" or their associated entities such as Plenary Assembly, Secretariat, etc. Future editions of this Recommendation will contain the proper terminology related to the new ITU structure.

2 In this Recommendation, the expression "Administration" is used for conciseness to indicate both a telecommunication administration and a recognized operating agency.

CONTENTS

	<i>Page</i>
1 General	1
1.1 Scope	1
1.2 Fundamental principles.....	1
1.3 Definitions	2
2 Functions of the procedures	2
2.1 General.....	2
2.2 Background information	4
3 Elements of procedure.....	4
3.1 General.....	4
3.2 Session commands, responses and parameters	4
3.3 Session procedures.....	8
3.4 Document commands, responses and parameters.....	9
3.5 General rules for document elements of procedure	15
3.6 Rules for document state diagrams	16
4 Error recovery	19
4.1 General principles.....	19
4.2 Rules for checkpointing.....	19
4.3 Acknowledgement window	20
5 Coding.....	21
5.1 Definition of terms used in coding	21
5.2 Principles of coding	21
5.3 Coding of length indicators	24
5.4 Coding of command and response identifiers for session elements	25
5.5 Coding of command and response identifiers for document elements	25
5.6 Coding of parameter group identifiers and parameter identifiers	25
5.7 Parameter values	28
Annex A – Definitions	40
A.1 General.....	40
A.2 Terms specific to session procedures.....	41
A.3 Terms specific to document procedures	42
Annex B – Telematic modes of operation	43
B.1 Introduction	43
B.2 Telematic modes of operation.....	43
B.3 Relationship between Telematic modes of operation and the OSI session services.....	43
Annex C – Definition of valid/invalid session protocol data units.....	45
C.1 Introduction	45
C.2 Invalid protocol data units (PDUs) (definition and rules)	45
C.3 Valid PDUs (rules for mandatory acceptance of PDUs)	45
Annex D – General description and rules of operation for state diagrams	46

	<i>Page</i>
Annex E – Types of document	47
E.1 General.....	47
E.2 Normal document	47
E.3 Operator document (optional).....	47
E.4 Control document	47
E.5 Monitor document (optional).....	47
Annex F – Interactive session protocol and typed data transfer for the Telematic services.....	48
Annex G – Detailed state transition diagrams for session/document procedures.....	48
G.1 General.....	48
G.2 Description on notations	48
G.3 Service primitives	50
G.4 Detailed state transition diagrams for the basic services	55
Annex H – State transition tables for session/document procedures.....	60
H.1 General.....	60
H.2 Notation details	60
H.3 State tables	61

Recommendation T.62

CONTROL PROCEDURES FOR TELETEX AND GROUP 4 FACSIMILE SERVICES

(Malaga-Torremolinos, 1984; amended at Melbourne, 1988 and at Helsinki, 1993)

1 General

1.1 Scope

1.1.1 Recommendation F.200 lays down the provisions for the operation of the automatic international Teletex service. On the technical side, Recommendation T.60 specifies the requirements for international compatibility between Teletex terminals and Recommendation T.61 defines the character repertoire and coded character sets for the international Teletex service.

1.1.2 Recommendation F.161 defines the rules to be followed in the Group 4 facsimile service. On the technical side, Recommendations T.563, T.503 and T.521 specify the requirements for Group 4 facsimile apparatus and Recommendation T.6 defines the Group 4 facsimile coding scheme and facsimile control functions.

1.1.3 The T.400 – Series Recommendations define the document interchange protocol which may be used when services other than basic Teletex are utilized; e.g. Group 4 facsimile, mixed-mode operation, etc.

1.1.4 Network-dependent communication procedures for call establishment and termination are defined in Recommendations T.60 and T.563 for the Teletex and Group 4 facsimile services, respectively.

1.1.5 This Recommendation defines the end-to-end procedures to be used within the Teletex and Group 4 facsimile services.

1.1.6 Specifically, this Recommendation concerns the end-to-end control procedures that are network-independent. The network-dependent procedures forming a network-independent transport service are specified in Recommendations T.70 and, as applicable, T.71.

1.1.7 The procedure described in this Recommendation should also be used between a Teletex terminal and a Teletex/telex conversion facility (see Recommendations F.201, T.60 and T.390) and when a Teletex or G4 facsimile terminal takes an access to IPMS (see Recommendations F.422, T.60, T.330 and T.563).

1.1.8 Interworking between Teletex and services other than telex and IPMS, and between Group 4 facsimile and services other than IPMS is for further study.

1.1.9 This Recommendation assumes that the terminal initiating a call is the terminal regarded as responsible for call charges and that it retains full control of the call.

1.1.10 The provisions in this Recommendation are to be regarded as a first stage in the establishment of Teletex and Group 4 facsimile services in accordance with Recommendations F.200, T.60, T.61 and T.70 as defined in 1980 and Recommendations F.161, T.5, T.6 and T.73 as defined in 1984, respectively. Enhancements and additions to these Recommendations must ensure compatibility with established services.

1.2 Fundamental principles

1.2.1 The relationship between the control procedures in this Recommendation and the transport service shall respect the principle that the higher level procedures require the transport service to preserve the structure of blocks, which may be of arbitrary size, given to it by the session level for transmission. Only one session command or response is allowed in such a block. Only one document command or response is allowed in a CSUI or RSUI field (command or response session user information).

1.2.2 The sending terminal is responsible for verifying the correct delivery of the information in its document to the recipient's physical media, i.e. store, hard copy device. This may include linking and other relevant information.

1.3 Definitions

1.3.1 Terms and their definitions are listed in Annex A. Where appropriate, each definition mentions the control procedures to which it refers.

1.3.2 Some of the terms used in this Recommendation have been defined in ways that may differ from the meanings of similar terms in other Recommendations.

2 Functions of the procedures

2.1 General

2.1.1 The broad functional categories provided to implement the control procedures are listed in Tables 1 and 2.

TABLE 1/T.62
Session commands and responses

Command	Response	Abbreviation	Reference (subclause)
Session establishment and clearing			
Command session start		CSS	3.2.1
	Response session start positive	RSSP	3.2.2
	Response session start negative	RSSN	3.2.3
Command session end		CSE	3.2.4
	Response session end positive	RSEP	3.2.5
Command session abort		CSA	3.2.6
	Response session abort positive	RSAP	3.2.7
Information transfer			
Command session user information		CSUI	3.2.8
	Response session user information	RSUI	3.2.9
Session management			
Command session change control		CSCC	3.2.10
	Response session change control positive	RSCCP	3.2.11

TABLE 2/T.62

Document commands and responses

Command	Response	Abbreviation	Reference (subclause)
Document control			
Command document start		CDS ^{a)}	3.4.1
Command document continue		CDC ^{a)}	3.4.3
Commande document capability list		CDCL	3.4.4
	Response document capability list positive	RDCLP	3.4.5
Command document end		CDE ^{b)}	3.4.6
	Response document end positive	RDEP	3.4.7
Command document discard		CDD	3.4.8
	Response document discard positive	RDDP	3.4.9
Command document resynchronize		CDR	3.4.10
	Response document resynchornize positive	RDRP	3.4.11
Information transfer			
Command document user information		CDUI	3.4.12
Error recovery			
	Response document general reject	RDGR	3.4.2
Command document page boundary		CDPB	3.4.13
	Response document page boundary positive	RDPBP	3.4.14
	Response document page boundary negative	RDPBN	3.4.15
<p>a) RDGR is used as a negative response to this command. A specific negative response is not required.</p> <p>b) The negative response to this command is RDPBN.</p>			

2.1.2 The procedural elements have also been listed in the appropriate categories since the definitions of the elements together with their associated rules completely specify the functions of the procedures.

2.2 Background information

NOTE – Clause 2 is given as an aid for the understanding of the procedures. The exact definitions of the control procedures are given in subsequent Clauses of the Recommendation.

2.2.1 Exchange of service identification

2.2.1.1 Two terminals, when connected by a transport service, will, at session establishment, exchange information identifying whether they are participating in the Telematic services and thus they will invoke the relevant service facilities and the associated protocol.

2.2.2 Negotiation of optional capabilities

2.2.2.1 Two methods are provided. The first is used at session initiation to exchange a limited list of capabilities. The second method may be used when required, after session initiation, to indicate the sender's requirements for extended capabilities.

2.2.3 Negotiation of storage requirements

2.2.3.1 Storage availability can be indicated in the following ways:

- a) When a Teletex session is established, it is implicitly assumed that there is adequate receive memory for the call. Exceptionally a receiver memory overflow will occur. The continued sending of the document from the source will be stopped by the sink. The sink shall indicate the reason for stopping the transmission.
- b) When a Group 4 facsimile session is established, it can only be assumed that the called terminal has adequate recording paper to print at least one page of information (for basic Class 1 apparatus). Negotiation of storage requirements is mandatory for Group 4 Classes 2 and 3 facsimile apparatus. Having negotiated this requirement, exceptionally, a receive memory overflow may occur. The continued sending of the document from the source will be stopped by the sink. The sink shall indicate the reason for stopping the transmission.
- c) The provision is also made in the procedure for a mandatory indication that the ability of the receiving terminal to continue to accept traffic is jeopardized.
- d) The control procedure also provides the possibility to investigate the storage availability at the receiving terminal prior to the transmission of a document.

3 Elements of procedure

3.1 General

3.1.1 The subclauses below contain elements of procedure and rules of use which, when combined, define the control procedures.

3.1.2 Definitions applying to the elements of procedure may be found in Annexes A and B.

3.1.3 Annex D describes the session suspension function, which is not applicable to the basic services.

3.2 Session commands, responses and parameters

(For a summary of session commands and responses, see Table 1.)

3.2.1 Command session start (CSS)

3.2.1.1 The CSS initiates entry into a session.

3.2.1.2 Command parameters are:

- a) *Service identifier* – This mandatory parameter identifies whether the sender of this command intends to use the Telematic service.
- b) *Terminal identifier* – This mandatory parameter identifies the calling terminal in accordance with the terminal identification specified in Recommendation F.200.
- c) *Date and time* – This mandatory parameter gives date and time information as specified in Recommendation F.200.

- d) *Additional session reference number* – This number shall be used in addition to the basic session reference (terminal identifier of the called terminal, terminal identifier of the calling terminal, date and time) when the basic session reference is not sufficient to uniquely identify the session and such unique identification is required. If the additional session reference number is not used, the parameter shall not be included.
- e) *Non-basic terminal capabilities* – These parameters indicate which of the non-basic terminal capabilities listed in Table 3 for the Teletex service are available as receiving capabilities of the sender of this command. These parameters are mandatory if the terminal is capable of any of the specific functions listed in this table. Absence of the parameter indicates that the specific function is not available.
- f) *Non-basic session capabilities* – If used, this non-mandatory parameter indicates which non-basic session capabilities are available as receiving capabilities of the sender of this command.

NOTE – Examples of the use of this parameter are session suspension (see Annex D) and negotiation of the window size for checkpoint (see 3.3.2.7 and 4.3).

- g) *Inactivity timer* – This non-mandatory parameter is used to negotiate the value of the inactivity timer (see 4.1.2 and 5.7.2.11).
- h) *Session service functions* – This non-mandatory parameter is used to specify the session service capabilities available. This parameter is used for the interactive session protocol (ISP) and typed data transfer (TDX).

NOTE – Examples of the use of this parameter are for further study in association with Annex F.

- i) *Session user data* – This non-mandatory parameter is used to convey data of the presentation and/or application protocol(s). All information necessary to negotiate the document interchange protocol parameters defined in the T.400-Series Recommendations is contained in this parameter field.
- j) *Non-standardized capabilities* – This non-mandatory parameter is used to ascertain compatibility regarding the use of non-standardized terminal capabilities.

The first octet following the parameter identifier and the length indicator identifies a particular country. The meaning and code assignments of subsequent octets are defined by the indicated country.

- k) *Private use parameters* – These parameters are not mandatory. Their definition and use are not standardized.

TABLE 3/T.62

Non-basic terminal capabilities included in CSS

Parameter	Function
Control character sets	Reverse line feed
Page formats	ISO A4 vertical and horizontal orientation
Miscellaneous terminal capabilities	Character spacing of 2.12 mm (12 characters per 25.4 mm) Character spacing of 1.69 mm (15 characters per 25.4 mm) Line feed parameter value of one spacing of 3.175 mm Line feed parameter value of one spacing of 0.5, 1.0, 1.5 and two spacings of 5 mm
NOTE – The definitions of these presentation capabilities may be found in Recommendation T.60. Future extensions and private-use capabilities are to be accommodated with CDCL.	

3.2.2 Response session start positive (RSSP)

3.2.2.1 The RSSP shall be used to acknowledge entry into a session. It indicates that the CSS command has been understood and is in a correct format.

3.2.2.2 Response parameters are:

- a) *Service identifier* – This mandatory parameter identifies whether the sender of this response intends to use the Telematic service.
NOTES
 - 1 For the basic Teletex services, the service identifiers in RSSP and CSS must be identical.
 - 2 In case of interconnections between the terminals of different services, the service identifiers in RSSP and CSS may not be identical.
- b) *Terminal identifier* – This mandatory parameter provides the terminal identification of the sender of the RSSP in accordance with the terminal identification specified in Recommendation F.200.
- c) *Date and time* – This mandatory parameter must be identical to the corresponding parameter in the CSS. It is used in conjunction with the terminal identifications of both terminals in a session as a reference to that session.
- d) *Additional session reference number* – If used in the CSS and if used by the receiver of CSS, this parameter shall have the same value as in the CSS. In this case, it shall also be used, together with the basic session reference when referring to this session in a CDC command. If it is not used by the receiver of CSS, it shall not appear in the RSSP.
- e) *Non-basic terminal capabilities* (i.e. those available as receiving capabilities of the sender of the RSSP) – The same conditions apply as for 3.2.1.2 e) above.
- f) *Non-basic session capabilities* – As for 3.2.1.2 f) above.
- g) *Session control functions* – This parameter is used to indicate “request control” and “request session suspension” as defined in this Recommendation.
- h) *Inactivity timer* – As for 3.2.1.2 g) above.
- i) *Session service functions* – As for 3.2.1.2 h) above.
- j) *Session user data* – As for 3.2.1.2 i) above.
- k) *Non-standardized capabilities* – As for 3.2.1.2 j) above.
- l) *Private use parameters* – As for 3.2.1.2 k) above.

3.2.3 Response session start negative (RSSN)

3.2.3.1 The negative response indicates that the session was not entered by the receiver of the CSS. It is not mandatory to indicate the reasons for rejection. A non-mandatory private-use parameter may be used with this response.

NOTE – It should be noted that existing equipment may send an RSSN without any parameter fields. This shall not be regarded as an error.

3.2.3.2 Response parameters are:

- a) *Service identifier* – This mandatory parameter identifies whether the sender of this response intends to use the telematic service.
NOTES
 - 1 For the basic services, the service identifiers in RSSN and CSS must be identical.
 - 2 In case of interconnections between the terminals of different services, the service identifiers in RSSN and CSS may not be identical.
- b) *Terminal identifier* – This mandatory parameter provides the terminal identification of the sender of the RSSN in accordance with the terminal identification specified in Recommendation F.200.
- c) *Date and time* – This mandatory parameter must be identical to the corresponding parameter in the CSS. It is used in conjunction with the terminal identifications of both terminals in a session as a reference to that session.
- d) *Additional session reference number* – If used in the CSS and if used by the receiver of CSS, this parameter shall have the same value as in the CSS. If it is not used by the receiver of CSS, it shall not appear in the RSSN.
- e) *Non-basic terminal capabilities* (i.e. those available as receiving capabilities of the sender of the RSSN) – The same conditions apply as for 3.2.1.2 e) above.
- f) *Non-basic session capabilities* – As for 3.2.1.2 f) above.

- g) *Reason for sending the negative response* – This parameter is used to indicate the reason for sending the RSSN. The parameter value may be presented to an operator when received. One of the following reasons may be used as a value of the parameter:
 - no reason given;
 - temporarily unable to enter the session. Shall be used e.g. in the case of memory full;
 - text message of maximum 69 characters. It may be possible for the operator to enter this message from the keyboard.
- h) *Session service functions* – As for 3.2.1.2 h) above.
- i) *Session user data* – As for 3.2.1.2 i) above.
- j) *Private use parameter* – As for 3.2.1.2 k) above.

3.2.4 Command session end (CSE)

3.2.4.1 The CSE is used for normal (or error-free) termination of a session.

NOTE – A parameter is reserved to indicate whether the transport connection is to be cleared. Absence of this parameter will cause the transport connection to be cleared.

3.2.5 Response session end positive (RSEP)

3.2.5.1 The RSEP indicates to the calling terminal that the called terminal has entered the idle state in an orderly manner.

3.2.6 Command session abort (CSA)

3.2.6.1 The CSA may be used at any time by either terminal to terminate a session, whenever a condition is detected indicating that the session cannot be continued successfully. CSA shall only be used when there is no other suitable way of ending the session.

3.2.6.2 One of the following reasons for the abnormal termination of the session must be given as a CSA parameter:

- a) local terminal error;
- b) unrecoverable procedural error;
- c) reason not defined.

NOTE – One value is reserved to indicate whether the transport connection is to be cleared.

3.2.7 Response session abort positive (RSAP)

3.2.7.1 The RSAP response indicates to the sender of a CSA command (either the source or the sink terminal) that the receiver of CSA has entered the idle state in an orderly manner.

3.2.8 Command session user information (CSUI)

3.2.8.1 The CSUI is used to indicate to the receiver that the associated information field of this command conveys command, parameters and information for the document procedures.

3.2.8.2 CSUI does not call for a response. There is no relationship between this command and the response RSUI.

3.2.9 Response session user information (RSUI)

3.2.9.1 The RSUI is used to indicate to the receiver of this response (source) that the associated information field conveys response and parameters for the document procedures. A non-mandatory parameter, session control function, may be used with this response.

3.2.9.2 This RSUI response is not related to any CSUI command.

3.2.9.3 The parameter, session control functions, is sent with RSUI in conjunction with document response. Use of this parameter with RSUI but without an associated document response is permitted only in the case where the session may intentionally be inactive for a period of time. In this case, when no document responses are being generated, use of the session control functions parameter is permitted without an associated document response. For the Teletex service, this requires a preceding negotiation of the inactivity timer to a value different from the default value.

3.2.10 Command session change control (CSCC)

3.2.10.1 In the two-way alternate (TWA) mode CSCC changes the source/sink relationship between the two terminals.

NOTE – A signal for request control is available in some responses (see coding scheme). It may be used to indicate that a terminal sending this signal has information to transmit. The terminal receiving this signal is not required to take any action if this signal is detected.

3.2.11 Response session change control positive (RSCCP)

3.2.11.1 The RSCCP indicates to the sender of the CSCC that the sink terminal intends to enter the session sending state.

3.3 Session procedures

3.3.1 Session modes of operation

3.3.1.1 The following provisions concern the TWA mode of session operation:

- a) the basic protocol provides the capability of the TWA mode;
- b) at session initiation, the sender of the CSS is defined as being the current source of any text information and is therefore the source terminal;
- c) the CSCC exchanges the source/sink relationship between the two terminals. The CSCC command should only be invoked outside document boundaries;
- d) only the terminal that is currently the source terminal may send the CSCC;
- e) there is no requirement for sending text information prior to sending a CSCC;
- f) when the called terminal has finished transmitting text, it shall hand back the right of sending text to the calling terminal. Only the calling terminal is allowed to send CSE.

3.3.1.2 The following provisions concern the one-way communication (OWC) mode of session operation:

- a) the OWC mode is achieved by the CSS sender not issuing a CSCC;
- b) there is no requirement to send text information;
- c) this mode is a subset of TWA.

3.3.2 Rules for session elements of procedure

3.3.2.1 Only the terminal that has established the transport connection (the calling terminal) shall send CSS.

3.3.2.2 It is the responsibility of the sender of CSS to examine the parameters of RSSP and to determine whether the session should continue. If it is not to be continued, the session shall be ended normally (by CSE).

3.3.2.3 In continuing the session, neither terminal is permitted to use any procedure or to send any information that does not comply with the receiving capabilities indicated by the session partner in the service identifier and non-basic session and terminal capabilities parameters of the CSS/RSSP exchange at session initiation and/or by the parameters of CDCL/RDCLP exchange.

3.3.2.4 In the TWA or OWC mode, only the sender of CSS may send CSE when he is the current source.

3.3.2.5 In the TWA mode, the recipient of both CSS and CSCC must terminate his period as source by sending CSCC.

3.3.2.6 In any mode of operation, CSA may be sent at any time by either terminal whenever a condition is detected indicating that the session cannot be successfully continued (e.g. due to failure or charging problems). The following rules are applied to the session abort procedure:

- a) the session abort procedure is in general completed when the sender of a CSA command receives an RSAP response;

- b) the terminal sending the CSA waits for a response RSAP. In state 14, all other commands or responses received will be discarded. If RSAP is not received before a time-out (e.g. T = 4 seconds), the terminal that send the CSA clears the transport connection.

NOTE – In all cases the transport connection must be cleared when the CSA timer has expired.

3.3.2.7 The following rules should apply to the use of window size:

- a) the indication of the window size parameter is not mandatory for the Teletex service, but is mandatory for the Group 4 facsimile service. It may have a value in the range of 1 to 255. The absence of this parameter in CSS or its corresponding response must be interpreted as the default value of three for the Teletex service;
- b) all the Teletex terminals should support a window size of 3. Group 4 facsimile terminals of Classes 2 and 3 should be able to support a window size of 3 when interworking with Teletex. Enhanced Teletex terminals (e.g. with mixed-mode capability) and all Group 4 facsimile terminals may require other window sizes;
- c) the rule for the use of window size is that the source terminal is free to use any window size that does not exceed the window size indicated by the sink terminal (in CSS or its corresponding response);
- d) if the sender of CSS or its corresponding response is a basic Teletex terminal which does not indicate any parameter for the window size, the receiver should be aware that the sender may ignore any window size indicated and use the window size of 3.

3.3.2.8 Figure 1 is a state transition diagram for TWA and OWC session modes. The change control commands and responses [marked with an “a” in the diagram] do not apply to the OWC mode. The general description and rules of operation for state diagrams may be found at Annex D.

3.3.2.9 In a session where the use of the RSUI with request control is permitted (as specified in 3.2.9.3), the following will apply:

- a) an RSUI requesting control may be received after giving control and before receiving any valid session protocol element. This shall not be regarded as a procedural error and shall be discarded;
- b) an RSUI requesting control may be received after sending a CSE and before receiving an RSEP. This shall not be regarded as a procedural error and shall be discarded.

3.4 Document commands, responses and parameters

(For summary of document commands and responses, see Table 2.)

3.4.1 Command document start (CDS)

3.4.1.1 The CDS indicates the start of a document to the receiver of this command. It also indicates the start of the first page.

3.4.1.2 Command parameters are:

- a) *Service interworking identifier* – Not a mandatory field (see 3.5.2).
 - NOTE – When communicating with a conversion facility, an identifier may be required for:
 - i) Teletex/telex interworking – the identifier will indicate that the document(s) has been prepared in accordance with the rules given in Recommendations F.200, T.90 and T.91;
 - ii) Teletex/Videotex interworking – for further study;
 - iii) Teletex/facsimile interworking – For further study.
- b) *Document type identifier* – Not a mandatory field. If a normal document is used, this parameter shall not be indicated. If other types of document are used, the inclusion of this field is obligatory (for a description of types of document, see Annex E).
- c) *Document reference number* – (See 4.2.9).
- d) *Indication of required terminal capability* (standardized or private use) – Not a mandatory field, however, this parameter must be used if standardized optional terminal capabilities are required for the document.

- e) *Session user data* – This non-mandatory parameter is used to convey data of the presentation and/or application protocol(s). All information necessary to negotiate the document interchange protocol parameters defined in the T.400-Series Recommendations is contained in this parameter field.
- f) *Private use parameters (not mandatory)* – Definition of such parameters is not standardized.

3.4.1.3 There is no response to CDS except in the case of an error, for which RDGR is used.

3.4.2 Response document general reject (RDGR)

3.4.2.1 The RDGR may be used by the sink to indicate to the source that a procedural error has occurred and that resynchronization is requested. The bit pattern of command or response up to and including the error shall be returned to the source. Only the first detected error within a command or response must be processed by this method.

3.4.2.2 The response parameter is the bit pattern required by 3.4.2.1.

3.4.2.3 It is the responsibility of the terminal receiving an RDGR response to take appropriate action.

NOTE – Use of RDGR for other kinds of error is for further study.

3.4.3 Command document continue (CDC)

3.4.3.1 The CDC indicates to the receiver of this command the continuation of transmission of a document that has previously been partially transmitted.

3.4.3.2 Command parameters are:

- a) *Document linking information*, in order to identify the previous transmission of the partial document, including:
 - the checkpoint reference number (see 4.2.7) from which the transmission is being continued;
 - the document reference number, which shall be the same as the document reference number in the CDS;
 - the session reference information identifying the session in which the first part of the document was sent.

NOTES

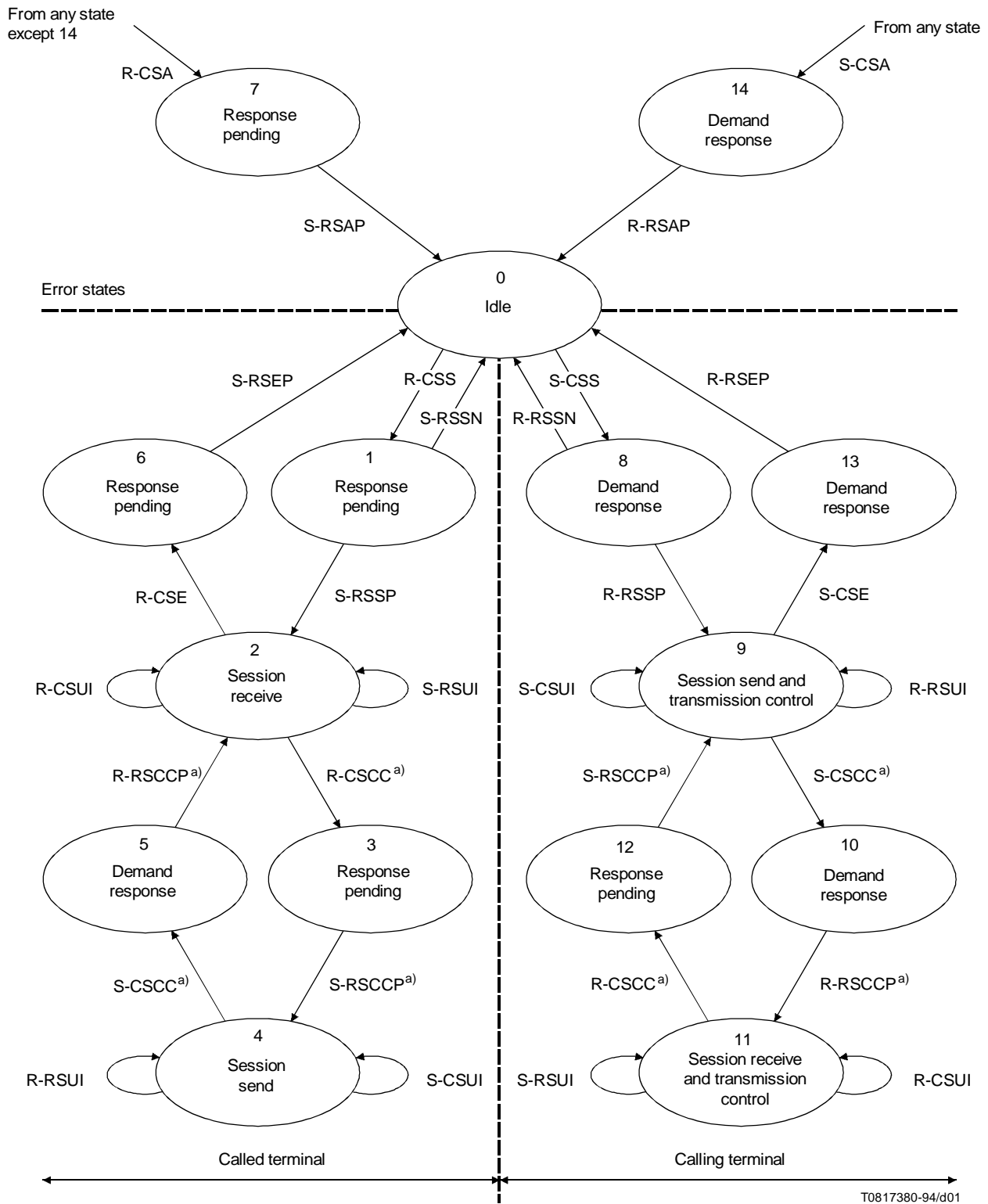
1 If several continuations are required to complete transmission of a document, all are linked to the partial transmission in which the CDS was used. The sequence of checkpoint reference numbers is then used to identify the correct sequencing for linking and all such continuations shall be transmitted in this sequence.

2 It is the responsibility of the receiving terminal to discard any text information that has been duplicated in the process of continuation of an interrupted transmission.

3 The checkpoint reference number appearing in CDC is the last checkpoint reference number for which a positive acknowledgement has been received.

- b) *Service interworking identifier* – Not a mandatory field [see the note under 3.4.1.2 a) for CDS].
- c) *Document type identifier* – Not a mandatory field. If a normal Teletex document is used, this parameter shall not be indicated. If other types of document are used, the inclusion of this field is obligatory (for a description of types of document, see Annex E).
- d) *Document reference number* (of the current session) – See 4.2.9.
- e) Optionally, any other parameter field(s) that appeared in the CDS command at the start of the document may be repeated as parameter(s) in CDC. Indication of required terminal capability is mandatory if standardized optional terminal capabilities are required for the document. A terminal receiving a CDC that does not contain all of the terminal capabilities should not reject the continuation of the document.
- f) *Session user data* – This non-mandatory parameter is used to convey data of the presentation and/or application protocol(s). All information necessary to negotiate the document interchange protocol parameters defined in the T.400-Series Recommendations is contained in this parameter field.

3.4.3.3 There is no response to CDC except in the case of an error, for which RDGR is used.



a) These "change control" commands and responses do not apply to the OWC.

FIGURE 1/T.62
 State transition diagram for TWA and OWC session modes

3.4.4 Command document capability list (CDCL)

3.4.4.1 The CDCL initiates an exchange of information to enable a check of the terminal capabilities (both standardized and private use). The command shall include a list of receiving capabilities that may be needed at the receiver by the sender of this command.

3.4.4.2 The command may also be used to investigate the storage capability of the remote terminal. The required amount of storage (given in kilo-octets) is indicated in a parameter of the command in this case.

3.4.4.3 Command parameters are the list of receiving capabilities and the required amount of storage.

3.4.4.4 The CDCL command should only be invoked outside document boundaries.

3.4.4.5 The CDCL command may be used to negotiate the value of the inactivity timer. The value of the inactivity timer that the sender of this command wishes to use is indicated in a parameter field of this command.

3.4.4.6 The CDCL command may be used to convey the session user data of the presentation and/or application protocol(s). All information necessary to negotiate the document interchange protocol parameters defined in the T.400-Series Recommendations is contained in this parameter field.

3.4.4.7 The CDCL command may be used to ascertain compatibility regarding the use of non-standardized capabilities.

3.4.5 Response document capability list positive (RDCLP)

3.4.5.1 The RDCLP response is sent by the receiver of a CDCL command as a positive acknowledgement of the command.

3.4.5.2 If the CDCL command includes the information to check the non-basic Teletex terminal capabilities, the corresponding RDCLP response has to contain one of the following:

- a) confirmation that all the requested capabilities are available at the receiver by use of “acceptance of CDCL parameters”;
- b) a list of capabilities available at the receiver by use of the “non-basic Teletex terminal capabilities” parameter. This will indicate one of the following:
 - the complete list of all the capabilities requested in the CDCL;
 - a list of the requested capabilities that are available at the receiver. Absence of parameters associated with non-basic capabilities indicated that the requested capabilities are not available at the receiver;
 - a complete list of non-basic receiving capabilities, irrespective of the requested ones.

3.4.5.3 If the CDCL is used for memory negotiation, one of the following shall be included in the RDCLP:

- a) confirmation that the amount of memory requested is available and has been reserved;
- b) indication of the available (and reserved) amount of memory (in kilo-octets);
- c) indication that the requested memory capacity cannot now be reserved;
- d) indication that the available memory cannot be estimated (through either explicit indication or the absence of a memory negotiation parameter in a response to a response to a CDCL with a memory request).

NOTES

1 Storage that has been reserved by the CDCL command can be released after session termination or when a new CDCL with storage requirement indication is received.

2 The use of the memory negotiation parameter in RDCLP (i.e. indicating that the memory cannot be estimated) when not present in CDCL is not prohibited. Therefore, reception of such RDCLP in response to CDCL is not to be regarded as an error.

3.4.5.4 The RDCLP response may be used to negotiate the value of the inactivity timer. The value of the inactivity timer that the sender of this response wishes to use is indicated in a parameter field of this response.

3.4.5.5 The RDCLP response may be used to convey the session user data of the presentation and/or application protocol(s). All information necessary to negotiate the document interchange protocol parameters defined in the T.400 – Series Recommendations is contained in this parameter field.

3.4.5.6 The RDCLP response may be used to ascertain compatibility regarding the use of the non-standardized and private use capabilities.

3.4.6 Command document end (CDE)

3.4.6.1 The CDE shall be used to indicate to the receiver of this command the end of a document. It also represents the final checkpoint to which a response shall be made.

3.4.6.2 The command parameter is the checkpoint reference number.

3.4.6.3 The RDPBN shall be used as the negative response to the checkpoint in CDE.

3.4.7 Response document end positive (RDEP)

3.4.7.1 The RDEP gives a positive acknowledgement to the last checkpoint. In the basic services, this is the last page reference number.

3.4.7.2 The RDEP shall also indicate that the receiver:

- a) has not detected any error;
- b) accepts responsibility for the received document; and
- c) is ready to receive a new CDS or CDC.

3.4.7.3 The RDEP shall include as a parameter the checkpoint reference number of the CDE.

3.4.7.4 Only if the sink terminal has sent an RDEP and received either a valid CDS, CDC, CDCL, CSE or CSCC, is it certain that the source terminal will not use error recovery procedures regarding the preceding document. In all other cases it can happen that after sending RDEP a repetition of pages takes place and the duplications may be deleted by the sink terminal.

3.4.8 Command document discard (CDD)

3.4.8.1 The CDD shall be used to indicate to the receiver of this command the abnormal ending of a document and that the receiver of the command is not held responsible for the part of the document received so far. Therefore, as a local function outside these control procedures, the receiver can delete the part of the text received.

NOTES

1 CDD is an invitation to discard the whole of the document and not merely the part of the document transmitted since the last CDC.

2 The receiving terminal may discard the document from its memory and/or indicate to the operator that his part of the document has no value.

3 The implementation of this function for Group 4 facsimile is for further study.

3.4.8.2 The reason for sending the CDD command may be given as a CDD parameter. If used, only one of the following reasons shall be indicated:

- a) unable to continue a session (e.g. due to memory full, out of recording paper);
- b) sequence error;
- c) local terminal error;
- d) unrecoverable procedural error;
- e) no specific reason stated (used for reasons other than those listed).

3.4.8.3 The CDD may only be used to terminate the current document, instead of using CDE or CDR. It cannot be used after a CDR has been sent (see 4.3.2).

3.4.8.4 The receiver of a CDD is allowed to delete the received part of the document, but has no obligation to do so. If the text is not deleted, the operator shall be informed.

3.4.8.5 No negative response to CDD is allowed except for error conditions where RDGR applies.

3.4.9 Response document discard positive (RDDP)

3.4.9.1 The RDDP acknowledges the CDD and indicates that the receiver of the command is ready to receive a new CDS or CDC.

3.4.10 Command document resynchronize (CDR)

3.4.10.1 The CDR shall be used by the source to indicate to the sink the point of resynchronization. If used within a document it shall abnormally end that document.

3.4.10.2 The reason for an abnormal ending of a document may be given as a CDR parameter. If used, only one of the following reasons may be given:

- a) unable to continue a session (e.g. due to memory full, out of recording paper);
- b) sequence error;
- c) local terminal error;
- d) unrecoverable procedural error;
- e) no specific reason stated (used for reasons other than those listed).

3.4.10.3 No negative response to CDR is allowed except for error conditions where RDGR applies.

3.4.11 Response document resynchronize positive (RDRP)

3.4.11.1 The RDRP is sent by the receiver of a CDR as a positive acknowledgement of the command.

3.4.11.2 If RDRP is used within a document, it confirms to the sender of a CDR that the sender of RDRP has already accepted responsibility for the received document (up to the last checkpoint for which a positive acknowledgement has been sent). It does not indicate that the sender of RDRP will be able to perform linking of the following parts of the interrupted document.

3.4.11.3 The control procedures provide a means for resuming transmission of an interrupted document.

3.4.11.4 The linking of the parts of an interrupted document is a local operation at the receiver and is therefore not within the responsibility of the control procedures. Thus these procedures cannot guarantee that this linking of parts of a document will be effected.

3.4.12 Command document user information (CDUI)

3.4.12.1 The CDUI indicates to the receiver of this command that the associated information is to be interpreted as the user text information field being conveyed.

3.4.12.2 The basic services do not require any parameter for CDUI. The procedure provides means for adding parameters. Any such need is for further study. For the basic services a CDUI has to contain a user information field. The need for having CDUIs without information field is for further study.

3.4.12.3 Several CDUIs may be used to transfer the contents of one page.

3.4.13 Command document page boundary (CDPB)

3.4.13.1 The CDPB indicates to the receiver the boundary between pages. It also indicates a checkpoint for error recovery purposes (see clause 4). CDPB invites the sink to accept responsibility for the previously received page.

3.4.13.2 The CDPB command parameter is the checkpoint reference number, which, in the basic services, is the page reference number.

3.4.13.3 The checkpoint reference number appearing in the first CDPB after a CDC is the one appearing in this CDC plus one.

3.4.14 Response document page boundary positive (RDPBP)

3.4.14.1 This response shall be used to indicate that the receiver accepts responsibility for that page.

3.4.14.2 Response parameters are:

- a) a mandatory parameter giving the checkpoint reference number (see 3.4.13.2 above);
- b) a mandatory parameter indicating whether or not the ability of the receiving terminal to continue to accept traffic is jeopardized (e.g. whether or not the memory threshold has been reached).

3.4.15 Response document page boundary negative (RDPBN)

3.4.15.1 This response shall be used to indicate that the receiver does not accept the responsibility for that page for example, due to a detected error or other failure.

NOTE – This response may also be returned at any point within the document boundary after the receipt of CDS.

3.4.15.2 The value of the mandatory parameter giving the reason for a negative response should be one of the following:

- a) unable to continue a session (e.g. due to memory full, out of recording paper);
- b) sequence error;
- c) local terminal error;
- d) unrecoverable procedural error;
- e) no specific reason stated (used for reasons other than those listed).

3.5 General rules for document elements of procedure

3.5.1 When a document has been either started by CDS or continued by CDC, it must be terminated by either CDE, CDR or CDD prior to sending the next CDS or CDC.

3.5.2 The following rules relate to the CDS and CDC parameters:

- a) the service interworking parameter may be used to indicate that the document is suitable for interworking; however, use of this parameter is mandatory in the case of service interworking;
- b) absence of the document type identifier indicates that the associated document is a normal document.

3.5.3 No negative response to CDS or CDC may be sent after the sending of a positive response to any checkpoint within that document. No negative response may be sent to any document commands once the checkpoint associated with those commands has been positively acknowledged.

3.5.4 With regard to the responses to CDPB (RDPBP or RDPBN), the receiver may reject reception for a detected error, but the receiver is not obligated to monitor for errors in the document. Once a page has been positively acknowledged, any error recovery for the subsequent detection of an error is beyond the scope of these control procedures.

3.5.5 If, during the transmission of a document, there is an interruption of the transport connection or session such that another call and/or session establishment is needed, the following rules apply:

- a) In the case that a document transmission is initiated by a CDS and no checkpoint is positively acknowledged during that document transmission:
 - the receiving terminal shall treat the failure as if a CDD had been received and an RDDP had been sent;
 - the sending terminal shall treat the failure as if a CDD had been sent and an RDDP had been received.
- b) In other cases:
 - the receiving terminal shall treat the failure as if a CDR had been received and an RDRP had been sent;
 - the sending terminal shall treat the failure as if a CDR had been sent and an RDRP had been received.

3.5.6 If, during the transmission of a document, an abnormal condition except those described in 3.5.5 takes place, the following rules apply:

- a) in the case that a document transmission is initiated by CDS command and no checkpoint is positively acknowledged, either a CDD or a CDR command should be used. If a CDR is used, it should be interpreted as a CDD;
- b) in other cases, a CDD or CDR should be used.

3.5.7 When a source terminal receives an RDPBP with the receiving ability jeopardized (RAJ) parameter set to 1 during a document transmission, it may continue to transmit one or more pages until the window is closed. In this context the following rules apply:

- a) if the source subsequently receives an RDPBP with the RAJ parameter set to 0, it will be able to continue transmission;
- b) if the source subsequently receives an RDPBN indicating “memory overflow”, the document transmission should be terminated abnormally; e.g. exchange of either CDD/RDDP or CDR/RDRP.

NOTE – In other contexts (e.g. window size of 1), the session may be terminated abnormally due to expiration of an inactivity timer. However, this requires further study.

3.5.8 When a sink terminal sends an RDPBP with the receiving ability jeopardized parameter set to 1, and subsequent memory overflow results in sending RDPBN, the reason code “unable to continue the session” has to be indicated.

3.6 Rules for document state diagrams

3.6.1 General

3.6.1.1 The rules common to all state diagrams are given in Annex D.

3.6.1.2 For any error a terminal is permitted to send CSA. If this procedure is not used, the following rules shall apply.

3.6.2 Rules for the sending protocol (see Figure 2)

3.6.2.1 Any command or response received in state 1 shall cause an abnormal end of the session and sending of CSA.

3.6.2.2 Reception of any command or response not shown as allowed in the state diagram in states 2 to 11 shall cause CDR or CDD to be sent in accordance with 3.5.6.

3.6.2.3 Reception of any command or response except RDCLP in state 14 shall cause CDR to be sent.

3.6.2.4 In state 13 receipt of RDRP or RDDP will cause a transition to state 1. Any other command or response will be discarded.

3.6.2.5 The demand response timer started when state 13 is entered is only reset when a valid response is received.

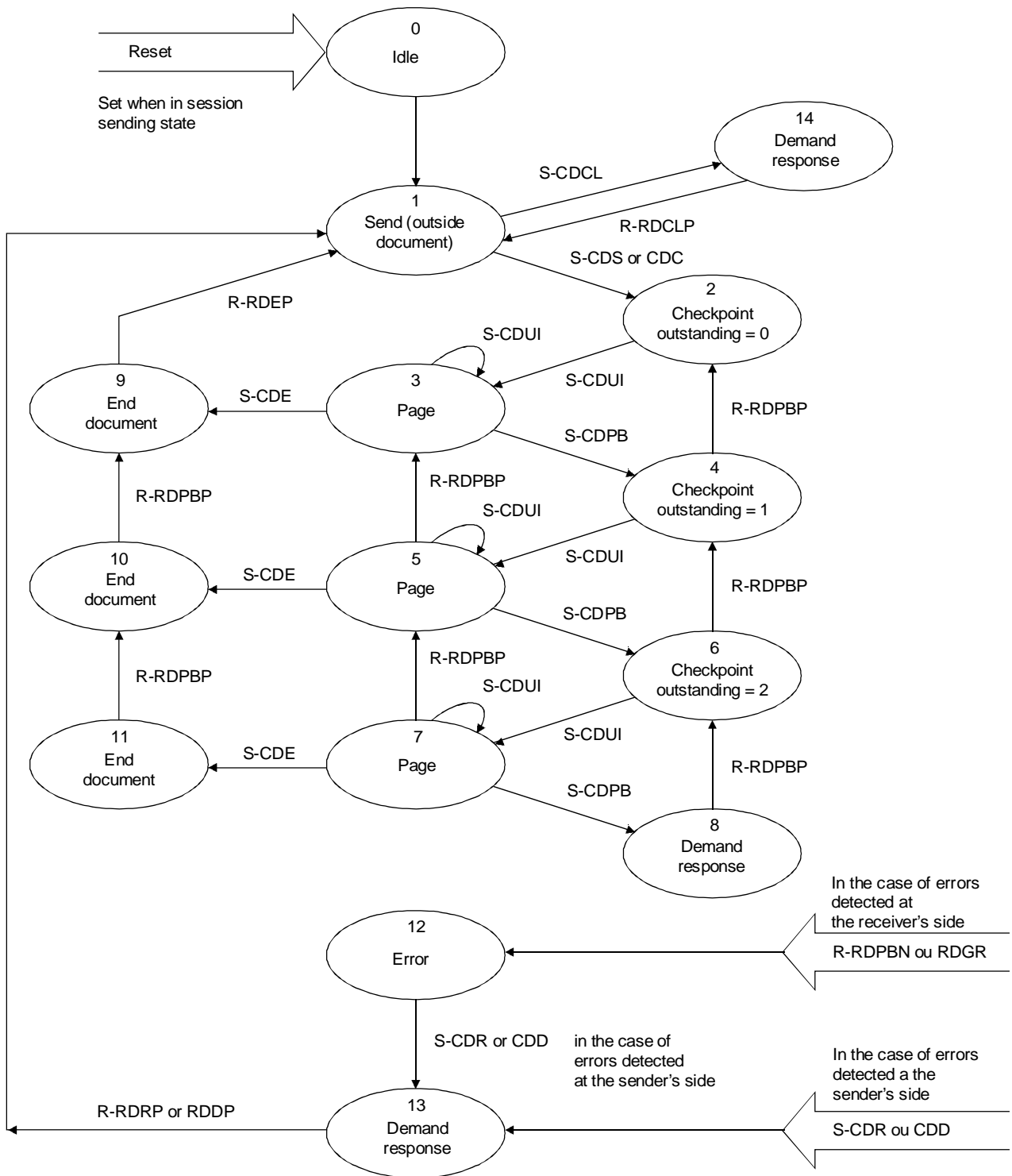
3.6.3 Rules for the receiving protocol (see Figure 3)

3.6.3.1 Reception of any command or response except CDS, CDC, CDCL, CDR or CDD in state 1 shall cause RDGR to be sent.

3.6.3.2 In state 12 receipt of CDR or CDD will cause a transition to state 13. Any other command or response received will be discarded.

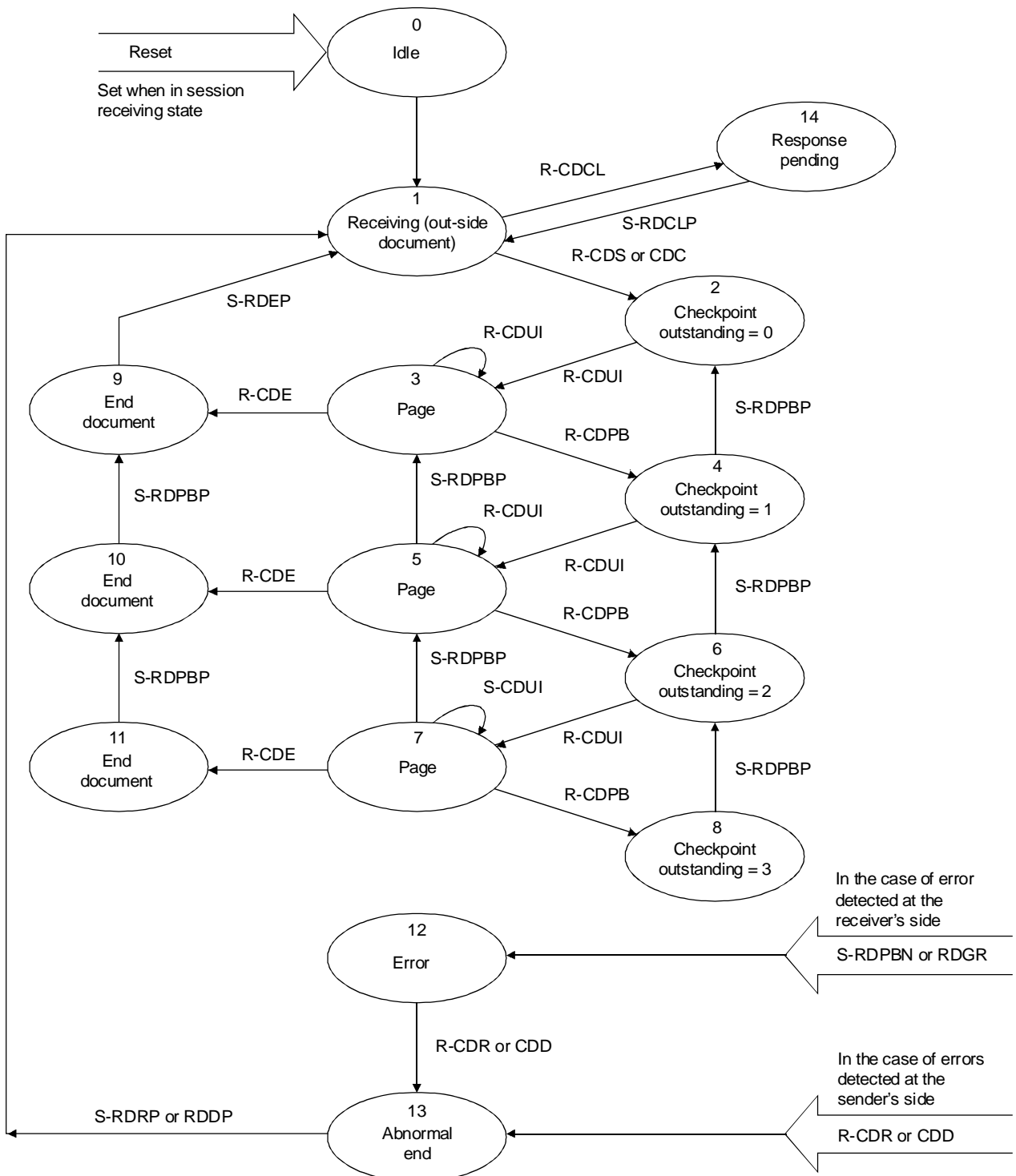
3.6.3.3 Reception of any command or response not allowed in the state diagram or any invalid parameters or parameter values in state 2 to 11 may cause RDGR to be sent.

3.6.3.4 The inactivity timer started when state 12 is entered is only reset when a valid command is received.



T0817390-94/d02

FIGURE 2/T.62
**Document state transition diagram for a window size of 3
(sending protocol)**



T08.17400-94/d03

FIGURE 3/T.62
**Document state transition diagram
 for a window size of 3 (receiving protocol)**

4 Error recovery

4.1 General principles

4.1.1 During a session, each partner is responsible for monitoring for the correct operation of the following:

- a) maintenance of the currently agreed source/sink relationship;
- b) proper use of the command/response procedural sequences as described in the state diagrams and rules for operation (see 3.6);
- c) detection of any period of inactivity in excess of the inactivity timer value as determined by negotiation (indicating, for example, a failure or other inability to continue productive use of the session);
- d) detection of a period of time in excess of the demand response timer value in which the remote terminal has failed to issue a response.

NOTE – Negotiation of the demand response timer value is for further study.

4.1.2 The following rules apply to the negotiation of the value of the inactivity timer;

- a) an inactivity timer value different from 60 seconds will apply only if this parameter is indicated by both terminals, i.e. negotiation, at session establishment (via CSS/RSSP) or document boundaries (via CDCL/RDCLP);
- b) if both terminals indicate an inactivity timer value the following rules apply for the duration of the session or until a subsequent negotiation has taken place:
 - i) The smaller of the two values applies when both values are greater than or equal to 60 seconds.
 - ii) The larger of the two values applies when both values are less than 60 seconds.
 - iii) A timer value of 60 seconds applies if one value is above and one is below 60 seconds.

4.1.3 Upon detection of any failure to maintain proper operation as described in 4.1.1, use of the error recovery procedures defined for each state is mandatory; or, where such error recovery procedures are not specifically defined, session termination (abnormal end) is mandatory. In the event of an error, this control procedure allows for repeated transmission of information. The number of repetitions should be limited by the sender and may be zero.

4.2 Rules for checkpointing

4.2.1 After an abnormal termination of a document, for recovery in the same session the checkpoint reference number and the document reference number are required in order to identify unambiguously the point from which to recover.

4.2.2 A new session (and call) has to be initiated after abnormal termination of a document where recovery is to be effected in a subsequent session or after an abnormal termination and/or interruption of the call. The information required in order to identify unambiguously the point from which to recover is:

- a) the reference for the interrupted session;
- b) the document reference number; and
- c) the checkpoint reference number.

4.2.3 In the basic services a checkpoint must be inserted at each page boundary using CDPB.

4.2.4 If a negative response is received to a command representing a checkpoint, the transmission must be interrupted by sending a CDR or CDD.

4.2.5 Within a document, a final checkpoint will be represented by the CDE. Transmission of another document is not permitted until the response to this command has been received.

4.2.6 No other checkpointing is permitted in the basic service.

4.2.7 Each command representing a checkpoint shall contain a parameter showing the reference number. Each such command calls for a response, which shall contain a parameter showing the checkpoint reference number to which that response applies. Each checkpoint in the CDPB must be explicitly acknowledged and the acknowledgements must be in the right sequence.

4.2.8 Checkpoint reference numbers shall be assigned as decimal digits starting from 001 and sequentially incremented by one for each checkpoint within a document. The number does not necessarily have to comprise 3 digits and leading zeros do not necessarily have to be transmitted. In all cases, the leading zeroes must be ignored.

4.2.9 Document reference numbers (DRNs) shall be assigned as decimal digits, preferably, but not necessarily, starting from 001. DRNs shall then sequentially be incremented by one for each successive document. DRNs shall be assigned to all documents in a session, irrespective of the document type identifier or whether CDS or CDC is used as the initiating command. The number does not necessarily have to comprise 3 digits and leading zeros do not necessarily have to be transmitted. In all cases, the leading zeroes must be ignored.

NOTE – In order to uniquely identify the documents exchanged, it is recommended that the same DRNs should not appear within a session. However, it is noted that some existing terminals may cause duplication of DRNs when documents are exchanged in both directions.

4.2.10 The sum of the numbers of digits contained in the checkpoint reference number and the document reference number shall not exceed six, to permit printing in the available space in the call identification line as defined in Recommendation F.200. There is no constraint on the maximum number of digits in either number, as long as this limitation is not exceeded.

4.3 Acknowledgement window

4.3.1 In the basic Teletex service the sender is prohibited from exceeding an acknowledgement window size of three. The maximum window size may be negotiated during session establishment using the parameters of the CSS command and the corresponding response (see 5.7.2.6).

4.3.2 In the Group 4 facsimile service, indication of window size parameters in both CSS command and the corresponding response is required (see 3.3.2.7 and 5.7.2.6).

4.3.3 There are two ways that the sender is permitted to recover from an interrupted transmission:

- a) a cancellation is achieved by the subsequent use of CDC and CDD commands and the transmission will be resumed by the CDS command;
- b) the sender may resume by use of CDC command, starting at the point in the text of the last checkpoint for which an acknowledging response was received.

On this basis, the receiver must be able to resume reception at a checkpoint ranging from the last acknowledged checkpoint to the last acknowledged checkpoint plus one, minus the window size.

4.3.4 The window mechanism has been introduced in order to allow continuous transmission of pages. The window mechanism may also be used by the receiving terminal to resolve local time problems without affecting the continuous transmission.

NOTE – For efficiency reasons, the receiving terminal will transmit the response to acknowledge outstanding checkpoint(s) as soon as possible.

4.3.5 The design of a terminal should be such that continuous reception is possible in normal operation of the terminal (e.g. with an average Teletex page content of 1600 octets). The use of the window mechanism should take into account the quality of service requirements in Recommendations F.200 and F.184.

4.3.6 If transmission flow control is needed, it shall be provided by the transport service.

5 Coding

5.1 Definition of terms used in coding

5.1.1 command identifier (CI) or response identifier (RI)

F: identificateur de commande (CI) ou de réponse (RI)

S: identificador de instrucción (CI) o identificador de respuesta (RI)

The heading information that identifies the command or response concerned.

5.1.2 length indicator (LI)

F: indicateur de longueur (LI)

S: indicador de longitud (LI)

Represents the length in octets of an associated field or group of fields.

5.1.3 parameter identifier (PI)

F: identificateur de paramètre (PI)

S: identificador de parámetro (PI)

Indicates the type of information contained in an associated field or group of fields.

5.1.4 parameter group identifier (PGI)

F: identificateur de groupe de paramètres (PGI)

S: identificador de grupo de parámetros (PGI)

A special case of a parameter identifier, which indicates that the associated field consists entirely of a group of parameters, each identified by a parameter identifier.

5.1.5 parameter value (PV)

F: valeur de paramètre (PV)

S: valor de parámetro (PV)

The information that represents the value of the parameter identified by either a PI or PGI.

5.1.6 field

F: champ; domaine

S: campo

Either a group of one or more bits within a single octet or a group of one or more octets, used to represent a particular set of information.

5.2 Principles of coding

5.2.1 The coding of session commands, responses and parameters is independent of the coding of document commands, responses and parameters and vice versa.

5.2.2 Binary field encoding principles have been used to allocate bit patterns for the CI, RI, PGI and PI.

5.2.3 The first section of a session or document field consists of either a CI or an RI. Each CI or RI is always immediately followed by an LI.

5.2.4 Bits of an octet are numbered 8 to 1 where bit 1 is the low order bit and is transmitted first. Octets of a session or document field are consecutively numbered starting from 1 and transmitted in this order.

5.2.5 The value of an LI is a binary number that represents the total length of the immediately following parameter field(s) in octets. The value of the LI does not include either itself or any subsequent user information.

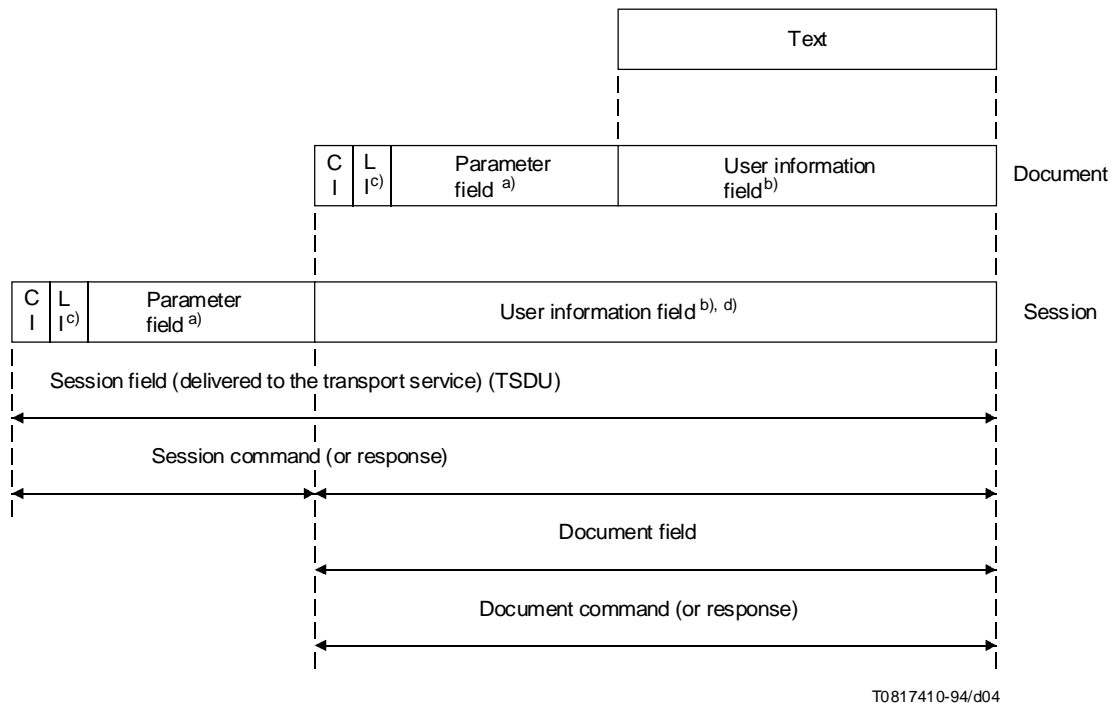
5.2.6 If a parameter field indicated by a PGI appears within a parameter field initiated by a PGI, the PV field of the nested PGI field may not extend beyond the end of the PV of the enclosing PGI field.

5.2.7 To decode CI, RI, PGI and PI, all the bits of the identifier must be considered.

5.2.8 The format of a parameter field initiated by a PGI is the same as the format of such a field initiated by a PI except that the entire PV field consists of a sequence of one or more parameter fields, each of which is initiated by either PI or PGI.

5.2.9 The absence of non-mandatory PI or PGI indicates that no such functions are available. Therefore PIs or PGIs with LI set to zero should be avoided.

5.2.10 Figures 4, 5 and 6 illustrate the coding principles.

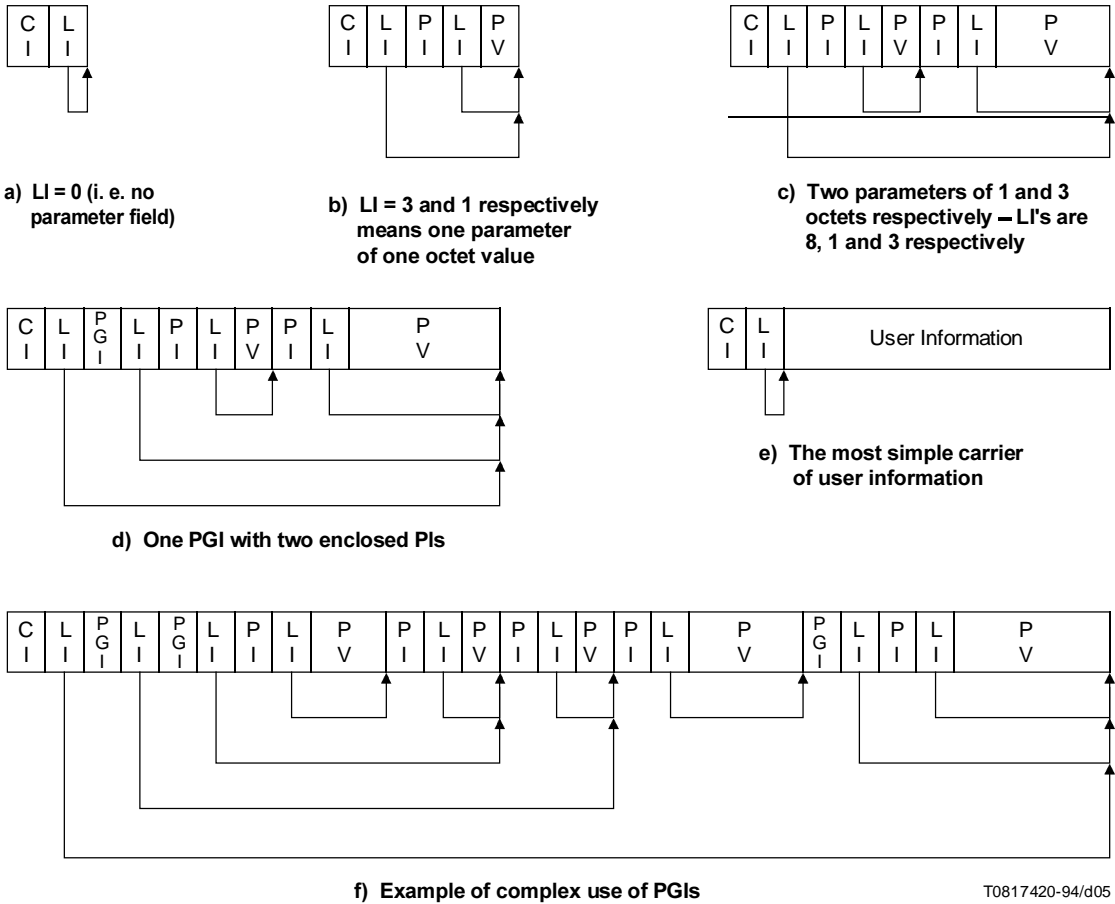


T0817410-94/d04

TSDU Transport service data unit

- a) Present only if LI ≠ 0.
- b) Present only after user information commands (or responses)
- c) See 5.2.5.
- d) See 1.2.1.

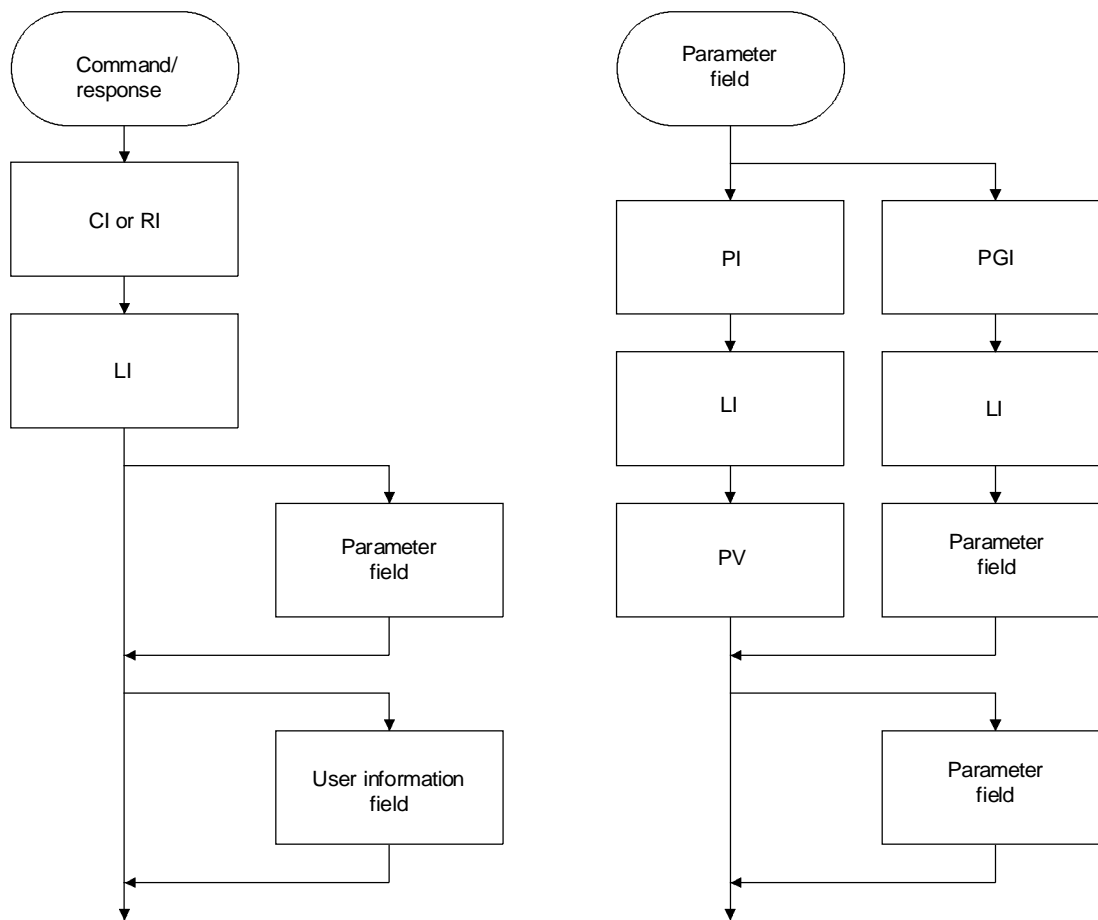
FIGURE 4/T.62
**Illustration of the relationship between session
 and document commands/responses**



NOTES

- 1 In every case the CI can be replaced by an RI.
- 2 Any PI or PGI may be omitted when it is not used for conveying information (i.e. parameter values). PIs and PGIs within the same nesting level are put in order of increasing binary value.

FIGURE 5/T.62
Examples of command/response structure



T0817430-94/d06

NOTE – This figure may need further study.

FIGURE 6/T.62
Allowable sequences of units within a command or response

5.3 Coding of length indicators

5.3.1 The value of an LI is a binary number that represents the total length in octets of the immediately following CI, RI, PI and/or PGI fields. The value of the LI does not include either itself or any subsequent user information, as noted in 5.2.5 above.

5.3.2 The basic LI consists of a single octet with a maximum value of 254 in decimal (i.e. a binary value of 11111110).

5.3.3 If the first octet of the LI is 255 decimal (i.e. a binary value of 11111111), this indicates that the value of the LI is contained in the next two following octets allowing a maximum value of 65 535 octets.

5.3.4 Within any octet, the highest order bit is bit 8 with the remaining bits assigned in descending order. Where the length value is represented in two octets, the first contains the higher order bits.

5.4 Coding of command and response identifiers for session elements

5.4.1 The coding of CI and RI for session commands and responses is shown in Table 4.

5.4.2 Apart from private use, the codes of the commands and responses in Table 4 are assigned in such a way that the bits may be interpreted as follows:

Bit 1	1 = Command	0 = Response
Bit 2	1 = Positive	0 = Negative (for responses)
Bit 3	1 = Initiate	0 = Stop (for most commands)
Bits 4, 5	11 Session	
	10 Session	
	01 Interaction	
	00 Session user	
Bits 6, 7, 8	Set to zero (except for private use) and reserved for extension.	

NOTE – If possible, this binary field coding structure should be followed in making future code assignments, but this is not mandatory if the number of available code combinations is insufficient. Therefore, it is not intended as a guide for implementation.

5.4.3 One or more of the non-allocated values are to be reserved for future extension. The method of future extension is for further study.

5.5 Coding of command and response identifiers for document elements

5.5.1 The coding of command and response identifiers for document commands and responses is shown in Tables 5 and 6 respectively.

5.5.2 Apart from private use, the codes of the commands and responses in Tables 5 and 6 are assigned in such a way that the bits may be interpreted as follows:

Bit 1	1 = Command	0 = Response
Bit 2	1 = Positive	0 = Negative (for responses)
Bit 3	1 = Initiate	0 = Stop (for most commands)
Bits 4, 5, 6	111, 110, 101	Document
	100	Reserved
	011	Page
	010	Reserved
	001	Reserved for recovery unit
	000	Text
Bits 7, 8	Set to zero, and reserved for future extension.	

5.5.3 With regard to future extension, see the note in 5.4.2 and, 5.4.3 above.

5.6 Coding of parameter group identifiers and parameter identifiers

5.6.1 The coding of PGIs and PIs for session commands and responses is shown in Table 7. The coding of the PGIs and PIs for document commands and responses is shown in Table 8.

5.6.2 Tables 9 and 10 list the PGIs and PIs for each command and response for the session and document elements of procedure together with an indication of whether the PGIs and PIs concerned are mandatory or not.

5.6.3 Where a PI is allocated to a particular PGI this is shown in Table 7 or 8. Some PIs are not allocated to a PGI and are used as required. Some PIs may be used without preceding PGIs as defined in Tables 9 and 10.

TABLE 4/T.62

Command and response identifiers for session elements

Command/response	Bit number							
	8	7	6	5	4	3	2	1
CSS	0	0	0	0	1	1	0	1
CSE	0	0	0	0	1	0	0	1
CSA	0	0	0	1	1	0	0	1
CSCC	0	0	0	1	0	1	0	1
CSUI	0	0	0	0	0	0	0	1
RSSP	0	0	0	0	1	1	1	0
RSSN	0	0	0	0	1	1	0	0
RSEP	0	0	0	0	1	0	1	0
RSAP	0	0	0	1	1	0	1	0
RSCCP	0	0	0	1	0	1	1	0
RSUI	0	0	0	0	0	0	1	0
Reserved for private use	1	1	1	1	x	x	x	x

TABLE 5/T.62

Coding for document command identifiers

Command	Bit number							
	8	7	6	5	4	3	2	1
CDS	0	0	1	0	1	1	0	1
CDC	0	0	0	1	1	1	0	1
CDE	0	0	1	0	1	0	0	1
CDR	0	0	0	1	1	0	0	1
CDD	0	0	1	1	1	0	0	1
CDPB	0	0	1	1	0	0	0	1
CDCL	0	0	1	1	1	1	0	1
CDUI	0	0	0	0	0	0	0	1
Reserved for private use	1	1	1	1	x	x	x	x

TABLE 6/T.62

Coding for document response identifiers

Response	Bit number							
	8	7	6	5	4	3	2	1
RDEP	0	0	1	0	1	0	1	0
RDRP	0	0	0	1	1	0	1	0
RDDP	0	0	1	1	1	0	1	0
RDPBP	0	0	1	1	0	0	1	0
RDPBN	0	0	1	1	0	0	0	0
RDCLP	0	0	1	1	1	1	1	0
RDGR	0	0	0	0	0	0	0	0
Reserved for private use	1	1	1	1	x	x	x	x

5.6.4 The codes of these PGIs and PIs are assigned in such a way that the binary field consisting of bits 8, 7 and 6 may be interpreted as follows:

Bits 876

000	Session related
001	Document related (These document related PGIs and PIs may possibly be of use to other services.)
010	Document related (for Teletex)
011	} Reserved
100	
101	
110	User data
111	Private use

The binary field consisting of bits 5 and 4 may be interpreted as follows:

Bits 54

00	PGI
01	PI
10	PI
11	PI

The binary field consisting of bits 3, 2 and 1 is used to extend the PGIs when set to 000.

NOTE – If possible, this binary field coding structure should be followed in making future code assignments, but this is not mandatory if the number of available code combinations is insufficient. Therefore, it is not intended as a guide for implementation.

5.6.5 PGIs and PIs within the same nesting level should be put in the order of increasing binary value. The coding order of PGIs and PIs included in each command or response is defined in Tables 9 and 10.

5.6.6 The following rules shall apply to the private use and presently not defined parameters:

- these parameters, if present in CSS or CDCL (or their corresponding responses), shall not lead to procedural errors;
- the use of these parameters in other commands or responses must be negotiated upon in advance by CSS or CDCL and their corresponding responses (see 3.3.2.3);

- c) presence of these parameters “unexpectedly” in elements other than CSS, RSSP, CDCL or RDCLP may result in procedural errors;
- d) the absence of a parameter of this kind in a response to CSS or CDCL must be interpreted as an indication that the terminal is not capable of handling any of these functions.

5.7 Parameter values

5.7.1 General

5.7.1.1 Unless otherwise specified the following rules apply to the fields containing parameter values (PV):

- a) Where a binary number is used to represent a value, the highest order bit of each octet is bit 8 with the remaining bits assigned in descending order. Where a binary value is represented by more than one octet, the first octet contains the highest order bits, with successive octets assigned in descending order.
- b) All bits reserved for future standardization shall be set to zero.
- c) Where a PV contains graphic characters that may be printed or displayed, they shall be in the intended printing/display sequence and shall be coded as defined in Recommendation T.61.
- d) For a PGI designated for extension, the PIs and/or PGIs included in the parameter field do not necessarily conform to the following assignments of PI and PGI values.

5.7.1.2 Assignment of coding to the various parameter values is shown in the following paragraphs.

5.7.2 Session related parameters

NOTE – The following paragraphs include either session related or both session and document related parameters.

5.7.2.1 Terminal identifier of the called terminal

A sequence of graphic characters as defined in Recommendation F.200.

5.7.2.2 Terminal identifier of the calling terminal

A sequence of graphic characters as defined in Recommendation F.200.

5.7.2.3 Date and time

A sequence of graphic characters as defined in Recommendation F.200.

5.7.2.4 Additional session reference number

A fixed length sequence of two decimal digits as coded in Recommendation T.61.

5.7.2.5 Miscellaneous session capabilities

Bit 1 of the first octet set to 1 indicates the terminal capability for two-way simultaneous information transfer.

Bit 2 of the first octet set to 1 indicates the terminal capability for session suspension.

Bit 3 of the first octet set to 1 indicates the terminal capability for interactive operation.

All other bit values are reserved for future standardization.

5.7.2.6 Window size

A binary number of fixed length of one octet, with a minimum value of one and a maximum value of 255 in decimal (i.e. a binary value of 1111111). The default value is three in decimal (i.e. a binary value of 00000011).

TABLE 7/T.62

Coding of session PGIs and PIs

Parameter group identifier (PGI)		Parameter identifier (PI)	
Name or function	Bit number	Name	Bit number
	8 7 6 5 4 3 2 1		8 7 6 5 4 3 2 1
Reserved for extension	0 0 0 0 0 0 0 0		
Session reference	0 0 0 0 0 0 0 1	Terminal identifier of the called terminal	0 0 0 0 1 0 0 1
		Terminal identifier of the calling terminal	0 0 0 0 1 0 1 0
		Date and time	0 0 0 0 1 0 1 1
		Additional session reference number	0 0 0 0 1 1 0 0
Non-basic session capabilities	0 0 0 0 0 0 1 0	Miscellaneous session capabilities	0 0 0 0 1 1 0 1
		Window size	0 0 0 0 1 1 1 0
No PGI associated with these PIs		Service identifier	0 0 0 0 1 0 0 0
		Session control functions	0 0 0 1 0 0 0 0
		Session termination parameter	0 0 0 1 0 0 0 1
		Inactivity timer	0 0 0 1 0 0 1 0
		Session service functions	0 0 0 1 0 1 0 0
		Reason	0 0 1 1 0 0 1 0
Non-basic Teletex terminal capabilities	0 1 0 0 0 0 0 1	Control character set	0 1 0 0 1 0 0 1
		Teletex page format	0 1 0 0 1 0 1 0
		Miscellaneous Teletex terminal capabilities	0 1 0 0 1 0 1 1
Session user data	1 1 0 0 0 0 0 1		
Private use	1 1 1 0 0 x x x	Private use	1 1 1 0 1 x x x
		Private use	1 1 1 1 0 x x x
		Private use	1 1 1 1 1 x x x
		Non-standardized capabilities	1 1 1 0 1 0 0 0

TABLE 8/T.62

Coding of document PGIs and PIs

Parameter group identifier (PGI)								Parameter identifier (PI)									
Name or function	Bit number								Name	Bit number							
	8	7	6	5	4	3	2	1		8	7	6	5	4	3	2	1
Reserved for extension	0	0	1	0	0	0	0	0									
Document linking	0	0	1	0	0	0	0	1	Terminal identifier of the called terminal	0	0	0	0	1	0	0	1
									Terminal identifier of the calling terminal	0	0	0	0	1	0	1	0
									Date and time	0	0	0	0	1	0	1	1
									Additional session reference number	0	0	0	0	1	1	0	0
									Document reference number	0	0	1	0	1	0	0	1
									Checkpoint reference number	0	0	1	0	1	0	1	0
No PGI associated with these PIs									Inactivity timer	0	0	0	1	0	0	1	0
									Service interworking identifier	0	0	1	0	1	0	0	0
									Document reference number	0	0	1	0	1	0	0	1
									Checkpoint reference number	0	0	1	0	1	0	1	0
									Acceptance of CDCL parameters	0	0	1	0	1	1	0	0
									Storage capacity negotiation	0	0	1	0	1	1	0	1
									Receiving ability jeopardized	0	0	1	0	1	1	1	0
									Reserved	0	0	1	0	1	1	1	1
									Document type identifier	0	0	1	1	0	0	0	0
									Reflect parameter values	0	0	1	1	0	0	0	1
									Reason	0	0	1	1	0	0	1	0
Reserved for extension	0	1	0	0	0	0	0	0									
Non-basic Teletex terminal capabilities	0	1	0	0	0	0	0	1	Graphic character set	0	1	0	0	1	0	0	0
									Control character set	0	1	0	0	1	0	0	1
									Teletex page format	0	1	0	0	1	0	1	0
									Miscellaneous Teletex terminal capabilities	0	1	0	0	1	0	1	1
									Character box height	0	1	0	0	1	1	0	1
									Character box width	0	1	0	0	1	1	1	0
Session user data	1	1	0	0	0	0	0	1									
Private use	1	1	1	0	0	x	x	x	Private use	1	1	1	0	1	x	x	x
									Private use	1	1	1	1	0	x	x	x
									Private use	1	1	1	1	1	x	x	x
									Non-standardized capabilities	1	1	1	0	1	0	0	0

TABLE 9/T.62

PGIs and PIs for session elements of procedure

Session command or response identifier	Parameter group identifier (PGI)		Parameter identifier (PI)	
	Description	Mandatory or not mandatory	Description	Mandatory or not mandatory
CSS	Session reference	M	Terminal identifier of the calling terminal	M
			Date and time	M
			Additional session reference number	Nm
	Non-basic session capabilities	Nm	Miscellaneous session capabilities	Nm
			Window size (Note)	Nm
			Service identifier	M
			Inactivity timer	Nm
			Session service functions	Nm
	Non-basic Teletex terminal capabilities	Nm	Control character sets	Nm
			Teletex page formats	Nm
			Miscellaneous Teletex terminal capabilities	Nm
	Session user data	Nm		
	Private use	Nm		
		Non-standardized capabilities	Nm	
CSE		Session termination parameter	Nm	
CSA		Session termination parameter	M	
CSCC				
CSUI		Session control functions	Nm	
RSSP	Session reference	M	Terminal identifier of the called terminal	M
			Date and time	M
			Additional session reference number	Nm
	Non-basic session capabilities	Nm	Miscellaneous session capabilities	Nm
			Window size	Nm
			Service identifier	M
			Session control functions	Nm
			Inactivity timer	Nm
		Session service functions	Nm	

TABLE 9/T.62 (end)

PGIs and PIs for session elements of procedure

Session command or response identifier	Parameter group identifier (PGI)		Parameter identifier (PI)	
	Description	Mandatory or not mandatory	Description	Mandatory or not mandatory
RSSP (cont.)	Non-basic Teletex terminal capabilities	Nm	Control character sets	Nm
			Teletex page formats	Nm
			Miscellaneous Teletex terminal capabilities	Nm
	Session user data	Nm		
	Private use	Nm		
			Non-standardized capabilities	Nm
RSSN	Session reference	M	Terminal identifier of the called terminal	M
			Date and time	M
			Additional session reference number	Nm
	Non-basic session capabilities	Nm	Miscellaneous session capabilities	Nm
			Window size	Nm
			Service identifier	M
			Session service functions	Nm
			Reason	Nm
	Non-basic Teletex terminal capabilities	Nm	Control character sets	Nm
			Teletex page formats	Nm
			Miscellaneous Teletex terminal capabilities	Nm
	Session user data	Nm		
	Private use	Nm		
RSEP				
RSAP				
RSCCP				
RSUI			Session control functions	Nm

NOTE - This parameter "window size" in CSS, RSSP and RSSN is mandatory for the Group 4 facsimile service (see 4.3.2), but not mandatory for the Teletex service.

TABLE 10/T.62

PGIs and PIs for document elements of procedure

Document command or response identifier	Parameter group identifier (PGI)		Parameter identifier (PI)	
	Description	Mandatory or not mandatory	Description	Mandatory or not mandatory
CDS			Service interworking identifier	Nm
			Document reference number	M
			Document type identifier	Nm
	Non-basic Teletex terminal capabilities	Nm	Graphic character sets	Nm
			Control character sets	Nm
			Teletex page formats	Nm
			Miscellaneous Teletex terminal capabilities	Nm
			Character box height	Nm
			Character box width	Nm
	Session user data	Nm		
Private use	Nm			
CDC	Document linking	M (Note)	Terminal identifier of the called terminal	M
			Terminal identifier of the calling terminal	M
			Date and time	M
			Additional session reference number	Nm
			Document reference number	M
			Check point reference number	M
			Service interworking identifier	Nm
			Document reference number (current session)	M
			Document type identifier	Nm
	Non-basic Teletex terminal capabilities	Nm	Graphic character sets	Nm
			Control character sets	Nm
Teletex page formats			Nm	

TABLE 10/T.62 (continued)

PGIs and PIs for document elements of procedure

Document command or response identifier	Parameter group identifier (PGI)		Parameter identifier (PI)		
	Description	Mandatory or not mandatory	Description	Mandatory or not mandatory	
CDC (cont.)			Miscellaneous Teletex terminal capabilities	Nm	
			Character box height	Nm	
			Character box width	Nm	
	Session user data	Nm			
	Private use	Nm			
CDE			Checkpoint reference number	M	
CDR			Reason	Nm	
CDD			Reason	Nm	
CDPB			Checkpoint reference number	M	
CDUI					
CDCL			Inactivity timer	Nm	
			Storage capacity negotiation	Nm	
	Non-basic Teletex terminal capabilities	Nm	Graphic character sets	Nm	
			Control character sets	Nm	
			Teletex page formats	Nm	
			Miscellaneous Teletex terminal capabilities	Nm	
			Character box height	Nm	
				Character box width	Nm
	Session user data	Nm			
	Private use	Nm			
			Non-standardized capabilities	Nm	
RDEP			Checkpoint reference number	M	
RDRP					
RDDP					
RDPBP			Checkpoint reference number	M	
			Receiving ability jeopardized	M	

TABLE 10/T.62 (end)

PGIs and PIs for document elements of procedure

Document command or response identifier	Parameter group identifier (PGI)		Parameter identifier (PI)	
	Description	Mandatory or not mandatory	Description	Mandatory or not mandatory
RDPBN			Reason	M
RDCLP			Inactivity timer	Nm
			Acceptance of CDCL parameters	Nm
			Storage capacity negotiation	Nm
	Non-basic Teletex terminal capabilities	Nm	Graphic character sets	Nm
			Control character sets	Nm
			Teletex page formats	Nm
			Miscellaneous Teletex terminal capabilities	Nm
			Character box height	Nm
			Character box width	Nm
	Session user data	Nm		
Private use	Nm			
		Non-standardized capabilities	Nm	
RDGR			Reflect parameter values	M

NOTE – These PIs are required only if linking is attempted in a new session.

5.7.2.7 Service identifier

The coding for the service identifier is as follows:

Bits 87654321	Service
00000001	Telematic

All other encodings are for further study.

5.7.2.8 Session control functions

When used with a response, i.e. either RSSP or RSUI, the following bit assignments are defined in the first octet:

- bit 1 set to 1 indicates request control (as defined in this Recommendation);
- all other bits are reserved for future standardization.

5.7.2.9 Session termination parameter

Bit 1 of the first octet set to 1 indicates that the transport connection shall be cleared (default value). When set to 0 it indicates that the connection should not be cleared.

Bit 2 of the first octet set to 1 indicates a local terminal error.

Bit 3 of the first octet set to 1 indicates an unrecoverable procedural error.

Bit 4 of the first octet set to 1 indicates that no reason is given.

All other bits are reserved for future standardization. The CSE command uses only bit 1; all other bits shall be set to 0.

5.7.2.10 Reason (session or document)

A field indicating the reason for sending the associated command or response. The value can either be given as a binary coded field or as plain text message. The absence of this parameter indicates that no reason is given.

Bits 87654321	Reason
00000000	No specific reason stated (used for session or document reasons other than those listed).
00000001	Temporarily unable to enter into, or to continue, a session (e.g. due to memory full or out of recording paper).
00000010	Explicit text message only for use with RSSN (see Note 1).
00000011	Sequence error (see Note 2).
00000101	Local terminal error (see Note 2).
00000110	Unrecoverable procedural error (see Note 2).

NOTES

1 For the basic Teletex service, the text follows immediately after the first byte of the value. Maximum of 69 characters (control characters included). Only characters convertible one-to-one to the telex alphabet (ITA2) shall be allowed. Teletex code shall be used.

2 These parameter values are valid only in document commands and responses.

5.7.2.11 Inactivity timer

a) Bits 8 and 7 indicate the unit of inactivity timer value and bits 6 to 1 indicate the binary value in the range of 1 to 63.

Bits 87 Unit of timer

- 00 Second(s);
- 01 Minute(s);
- 10 Hour(s);
- 11 Reserved for extension.

b) All bits of the first octet set to zero indicates the inactivity timer value is of infinity, i.e. the timer is disabled.

5.7.2.12 Session service functions

The parameter value is indicated by a sequence of two octets.

a) In octet 1:

- Bits 8-4 (see Note 1) Reserved (set to 0).
- Bit 3 Set to 1 to indicate the typed data capability (for further study).
- Bit 2 (see Note 2) Set to 1 to indicate the ability to send RDPBN.
- Bit 1 (see Note 2) Set to 1 to indicate the ability to send/receive CDCL/RDCLP.

b) In octet 2:

- Bits 8, 6, 5 and 3 (see Note 1) Reserved (set to 0).
- Bit 7 (see Note 2) Set to 1 to indicate the capability of document transfer.

Bit 4 (see Note 2)	Set to 1 to indicate the capability of page synchronization [CDPB/RDPBP(N)].
Bits 2-1 (see Note 3)	Set to 0 1 to indicate “half duplex”. Set to 1 0 to indicate “duplex”.

NOTES

- 1 All bits reserved should be ignored when comparing capabilities indicated in CSS and RSSP.
- 2 The indicated bits should be set (to 1 for document transfer and to 0 for no document transfer) as a unit.
- 3 Half-duplex and duplex are for further study.

The absence of this parameter should be interpreted as the following default values:

Bits	87654321
Octet 1:	00000011
Octet 2:	01001001

5.7.2.13 Non-standardized capabilities

The first octet represents the registered CCITT country code as specified in Recommendation T.35 to be used to identify non-standard capabilities. Additional octets, may be specified by each country’s Administration.

5.7.2.14 Session user data

Some parameters associated with this PGI are defined in the T.400-Series Recommendations. The maximum length of this user data field following the PGI and its LI is restricted to 512 octets.

5.7.2.15 Private use

A set of PGI and PI values is designated as being for private use. Other than the PGIs designated for extensions and the permitted use of private parameters only with certain command and responses, the use of these parameters is not defined.

5.7.3 Document related parameters

NOTE – The following paragraphs include parameters commonly used by basic Teletex and Group 4 facsimile services.

5.7.3.1 Service interworking identifier

Bit 1 of the first octet set to 1 shall indicate that the associated document is suitable for forwarding via the telex service.

All other bit values are reserved for future standardization.

5.7.3.2 Document reference number

A sequence of decimal digits as defined in this Recommendation and coded in Recommendation T.61.

5.7.3.3 Checkpoint reference number

A sequence of decimal digits as defined in this Recommendation and coded in Recommendation T.61.

5.7.3.4 Acceptance of CDCL parameters

Bit 1 of the first octet set to 1 indicates acceptance of all non-basic terminal capabilities which are defined in this Recommendation and requested by a CDCL command.

All other bit values are reserved for future standardization.

NOTE – Bit 1 of the first octet set to 1 does not indicate acceptance of non-basic terminal capabilities conveyed in the session under data of CDCL.

5.7.3.5 Storage capacity negotiation

A fixed length sequence of two octets:

- a) Bit 1 of the first octet set to 1 indicates that a terminal has reserved the requested amount of storage.
- b) Bit 2 of the first octet set to 1 indicates that the binary field in the following octet contains a number indicating storage capacity required/reserved in kilo-octets.
- c) Bit 5 of the first octet set to 1 indicates that the binary field in the following octet contains a number, which, when multiplied by 16, indicates storage capacity required/reserved in kilo-octets.
- d) Bit 6 of the first octet set to 1 indicates that the binary field in the following octet contains a number, which, when multiplied by 256, indicates storage capacity required/reserved in kilo-octets.
- e) Bit 3 of the first octet set to 1 indicates that a terminal cannot estimate its memory capacity.
- f) Bit 4 of the first octet set to 1 indicates that a terminal cannot now reserve the requested amount of memory.
- g) In the first octet, only one of bits 2, 5 and 6 may be set to 1. For negotiation of storage capacity less than or equal to 255 kilo-octets, bit 2 shall be used.
NOTE – Use of bit 5 or 6 for negotiation of a storage capacity greater than 65 kilo-octets but less than or equal to 255 kilo-octets is not to be interpreted as a procedural error by the receiver.
- h) Bits 7 and 8 of the first octet are reserved for future standardization.

Octet 2 indicates the memory size available and/or reserved (the meaning is defined in the first octet). It shall be set to 11111111 if bit 3 and/or 4 in the first octet is set to 1.

In cases a), e) and f), the second octet may be ignored by the recipient of RDCLP.

5.7.3.6 Receiving ability jeopardized

The first octet shall be encoded as follows:

Bits 87654321	Meaning
00000000	Further traffic can be accepted.
00000001	Ability to receive further traffic is jeopardized.

All other binary values are reserved for future standardization.

5.7.3.7 Document type identifier

Absence of this parameter shall indicate a normal document. This parameter, if used, is a binary encoded field of fixed length of one octet identifying the document type as follows:

Bits 87654321	Type of document
00000001	Operator document.
00000010	Control document.
00000011	Monitor document.

All other encodings are reserved for future standardization.

5.7.3.8 Reflect parameter value

This is an arbitrary length field that contains the bit pattern of the command or response up to and including the detected error.

5.7.4 Document related parameter for teletex

NOTE – The following parameters may also be used by services other than teletex.

5.7.4.1 Control character sets (refer to Recommendations T.60 and T.61)

A variable length field indicating the receiving capability for non-basic standardized control character sets. Each such control character set shall be indicated by the sequence of characters used to designate that set, as defined in Recommendation T.61. Where more than one such character set are to be indicated, the ESC character fulfills the purpose of a separator between the character set indicators.

5.7.4.2 Graphic character sets (refer to Recommendations T.60 and T.61)

5.7.4.2.1 A variable length field indicating the receiving capabilities for non-basic standardized graphic character sets. Each such graphic character sets or DRCS (dynamically redefinable character set) for Japanese Kanji and Chinese ideogram characters shall be indicated by the sequence of characters used to designate that set, as defined in Recommendation T.61. Where more than one such character set are to be indicated, the ESC character fulfills the purpose of a separator between the character set indicators.

5.7.4.2.2 The following descriptions apply to the use of a DRCS set for Japanese Kanji and Chinese ideogram characters:

- a) if the DRCS set is indicated as a parameter value associated with a CDS or CDC command, this should be followed by combinations of a character code (CC) to be registered to the DRCS set and its character dot pattern (DP);
- b) the field length of a character code is defined by the DRCS set and that of a character dot pattern is indicated as parameter values of a character box height and a character box width.

NOTE – The PV field of this parameter in either CDS or CDC will be as follows:

$$\text{DRCS } CC_1 EP_1 CC_2 DP_2 \dots CC_i DP_i$$

5.7.4.3 Teletex page formats (refer to Recommendations T.60 and T.61)

The value of the first octet of the parameter value will indicate the capability of a page format, as defined in Table 11. If the terminal is capable of more than one format, these will be indicated in the first and subsequent octets, one octet per value (see Note 1 of Table 11). No separator between the values will be given. The length indicator of the parameter will indicate if more than one value is given. All parameter values shall be inserted in increasing order of their binary values.

TABLE 11/T.62

Bits	8	7	6	5	4	3	2	1		Format
	0	0	0	0	0	0	0	1	(option)	ISO A4, horizontal and vertical
	0	0	0	0	0	0	1	0	(option)	North American, horizontal and vertical
	1	0	0	0	0	1	0	0	(option)	ISO A4 extended (ISO standard 3535), vertical
	0	1	0	0	0	1	0	0	(option)	ISO A4 extended (ISO standard 3535), horizontal
	1	0	0	0	1	0	0	0	(option)	North American legal, vertical
	0	1	0	0	1	0	0	0	(option)	North American legal, horizontal
	0	0	0	0	0	0	1	1	(option)	ISO A4, horizontal and vertical (for use by Japanese Kanji and Chinese ideogram terminals)
	0	0	0	1	0	0	0	0	(option)	ISO B5, horizontal and vertical (for use by Japanese Kanji and Chinese ideogram terminals)
	0	0	1	0	0	0	0	0	(option)	ISO B4, horizontal and vertical (for use by Japanese Kanji and Chinese ideogram terminals)

NOTES

1 The whole octet has to be considered when decoded, since the meaning is coded as a value, not as a single bit position within the octet. All other values are reserved, i.e. it is not allowed to “combine” the indication of several formats into the same octet by setting more than one bit to “one”.

2 The following rule is used for the coding of bits 7 and 8:

Bits	8	7	Meaning
	0	0	Vertical and horizontal
	0	1	Horizontal only
	1	0	Vertical only.

5.7.4.4 Miscellaneous terminal capabilities (refer to Recommendation T.61)

A variable length field indicating the receiving capabilities for non-basic standardized values of character spacing, line spacing and graphic renditions. Each parameter value of such a function shall be indicated by the control sequence (CSI P_i ; I_i ; F) as defined in Recommendation T.61. This applies to the functions select horizontal spacing (SHS) for a character pitch, select vertical spacing (SVS) for a line pitch and select graphic rendition (SGR) for a graphic rendition. This also applies to the functions graphic size modification (GSM) and select presentation direction (SPD) for Japanese Kanji and Chinese ideogram capabilities, and to select character orientation (SCO) for Chinese ideogram capabilities. When more than one such character sequence is to be indicated, a single space shall be inserted between them. Only one parameter value is allowed within a CSI sequence.

5.7.4.5 Character box height

A variable length field indicating the receiving capabilities for the number of dots of the character box height. The number of dots shall be indicated by the numeric character as defined in Recommendation T.61.

Further study is required for indicating more than one value.

5.7.4.6 Character box width

A variable length field indicating the receiving capabilities for the number of dots of the character box width. The number of dots shall be indicated by the numeric character as defined in Recommendation T.61.

Further study is required for indicating more than one value.

Annex A

Definitions

(This annex forms an integral part of this Recommendation)

NOTE – Some of the terms used in this Recommendation have been defined in ways that may differ from the meanings of similar terms in other Recommendations.

A.1 General

A.1.1 Teletex terminal

F: terminal télétex

S: terminal teletex

A device that is capable of transmitting and receiving Teletex documents in accordance with the basic requirements of Recommendation T.60.

A.1.2 call

F: communication

S: comunicación

The temporary connection (or apparent connection as perceived by the caller) of one terminal to another for the purpose of exchanging information.

A.1.3 calling terminal

F: équipement terminal demandeur

S: terminal llamante (que llama)

The terminal that initiates the procedures to establish a call.

A.1.4 called terminal

F: équipement terminal demandé
S: terminal llamado

The terminal to which a call is made.

A.1.5 service interworking

F: interfonctionnement de service
S: interfuncionamiento de servicios

The facility of sending and receiving information between a Teletex terminal and a terminal of another service, e.g. telex.

A.1.6 command

F: commande
S: instrucción; orden

A command is control information sent to another terminal to initiate execution of a specific function. Some commands require a response.

A.1.7 response

F: réponse
S: respuesta

A response is control information sent by the recipient of the command to advise the sender of the command of the action taken. Exceptionally, the reaction to a response may be another response.

A.1.8 source/sink relationship

F: relation source/collecteur
S: relación fuente/aceptor (o fuente/sumidero)

User information is transferred from a source to a sink.

A.1.9 group 4 facsimile apparatus

F: télécopieur du groupe 4
S: aparato facsímil del grupo 4

A device that is capable of transmitting and receiving facsimile documents in accordance with the basic requirements of Recommendation T.5.

A.2 Terms specific to session procedures

A.2.1 session

F: session
S: sesión

A session is the interval during which a logical, mutually agreed correspondence between two application/presentation processes exists for the transfer of application and presentation related information.

A.2.2 Modes of session

There are three different modes:

A.2.2.1 one way communication (OWC)

F: échange unidirectionnel (OWC)
S: comunicación unidireccional (OWC)

User information is transferred in one direction only during the session, i.e. only one of the terminals will have the right to be the source.

A.2.2.2 two way alternate (TWA)

F : échange bidirectionnel à l'alternat (TWA)

S : modo bidireccional alternado (TWA)

User information is transferred in both directions, but only in one direction at a time, i.e. the source/sink relation will be changed one or more times during the session.

A.2.2.3 two way simultaneous (TWS)

F : échange bidirectionnel simultané (TWS)

S : modo bidireccional simultáneo (TWS)

User information is transferred in both directions simultaneously, i.e. both terminals are simultaneously a source as well as a sink.

NOTE – TWS mode is for further study.

A.2.3 basic session reference

F : référence de base de la session

S : referencia básica de la sesión

The basic session reference is used to identify a session. It consists of:

- a) terminal identifier of the called terminal;
- b) terminal identifier of the calling terminal;
- c) date and time.

A.2.4 expanded session reference

F : référence élargie de la session

S : referencia extendida de la sesión

The expanded session reference is used to identify a session uniquely. It consists of the mandatory basic session reference plus an optional additional session reference number.

A.3 Terms specific to document procedures

A.3.1 document

F : document

S : documento

A document is a sequence of one or more pages intended by the originator to be delivered to the address(es) as a single entity in the original page sequence.

A.3.2 page

F : page

S : página

The basic element of office correspondence in the Telematic services. One A4 (or A4L, North American Standard or North American Legal) page or the information that may be presented on it.

A.3.3 checkpoint

F : point de repère

S : punto de comprobación; punto de validación

A checkpoint is a numbered mark inserted by the sender in the text stream to provide a reference point for error recovery.

A.3.4 acknowledgement window

F : fenêtre d'accusé de réception

S : ventana de acuse de recibo

The maximum number or checkpoints that a sender can transmit without receiving an acknowledgement from the receiver.

Annex B

Telematic modes of operation

(This annex forms an integral part of this Recommendation)

B.1 Introduction

B.1.1 The purpose of this annex is to provide for explanation on the Telematic modes of operation that are realized by the use of this Recommendation.

B.2 Telematic modes of operation

There are three modes of operation defined for the Telematic services.

B.2.1 document transfer mode: This mode allows only for transfer of documents without interactive capability. Procedures applying to this mode are defined in the main body of this Recommendation.

B.2.2 interactive mode: This mode allows only for interactive dialogue. No document transfer can take place. Procedures applying to this mode are for further study.

B.2.3 document transfer and interactive mode: This mode allows for interleaving of document transfer with interactive dialogue. Procedures applying to this mode are for further study.

B.3 Relationship between Telematic modes of operation and the OSI session services

B.3.1 Required session service subsets

B.3.1.1 The three modes of operation defined in B.2 above use different subsets of the OSI session services as illustrated in Figure B.1.

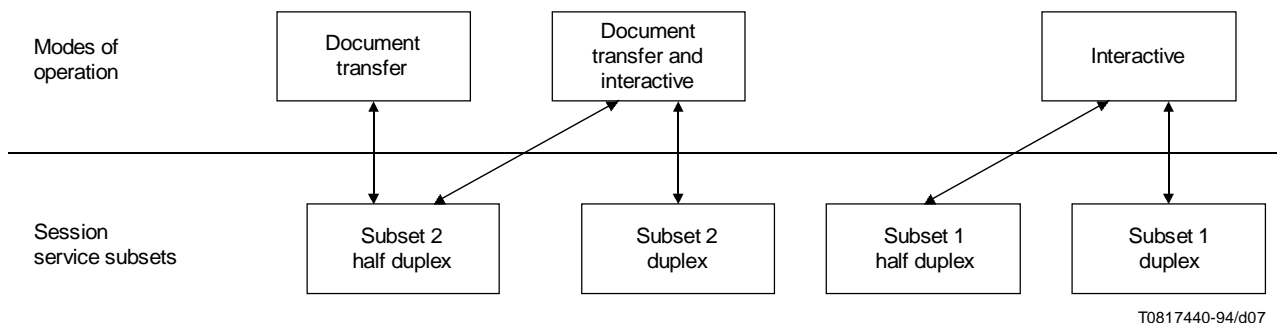


FIGURE B.1/T.62

Modes of operation and supporting session service subsets

B.3.1.2 Subset 1

This subset is composed of:

- a) kernel functional unit;
- b) half-duplex functional unit;
- c) duplex functional unit;
- d) typed data functional unit.

For one connection, only either duplex or half-duplex functional units can be selected.

B.3.1.3 Subset 2

This subset is composed of:

- a) kernel functional unit;
- b) half-duplex functional unit;
- c) duplex functional unit;
- d) typed data functional unit;
- e) capability data exchange functional unit;
- f) minor synchronize functional unit;
- g) exception functional unit;
- h) activity management functional unit.

Typed data functional unit is an option for the “interactive” and “document transfer and interactive” modes.

Only half-duplex functional unit can be used for the document transfer mode. Either half-duplex or duplex functional unit can be used for “interactive” and “document transfer and interactive” modes.

B.3.2 Restrictions on the use of the session services

B.3.2.1 Every mode of operation specifies how it uses the session services. This encompasses restrictions put on the generality offered by the session services. A number of them are reflected in the state transition diagrams given in Annex G. For this, these state transition diagrams take into account only those sequences of events, which are valid in the respective mode of operation, at the session layer boundary.

B.3.3 Selection of a specific mode

B.3.3.1 The selection of a particular mode is achieved through the negotiation of the session services available over the established session.

B.3.3.2 Table B.1 summarizes different cases that may occur and the results of the negotiation.

NOTE – The availability of the typed data service has no impact on the selection of a mode. If the availability of this has been agreed to, it can be used in any mode.

B.3.3.2.1 The result of the negotiation of the session services can be:

- a) the functionalities of the subset 2 have been agreed to. The duplex mode is in use;
- b) the functionalities of the subset 2 have been agreed to. The half-duplex mode is in use;
- c) only the functionalities of the subset 1 have been retained by both systems.

B.3.3.2.2 The combination of the supported capabilities can be:

- d) document transfer is the only capability commonly supported by both systems;
- e) both systems have indicated that they have the interactive capability.

TABLE B.1/T.62

Selection of a mode of operation

	a)	b)	c)
d)	–	Mode I	–
e)	Mode III	Mode III	Mode II
NOTES 1 Modes I, II and III stand for “document transfer”, “interactive” and “document transfer and interactive” modes, respectively. 2 Cases a) to c) are explained in B.3.3.2.1, cases d) and e) in B.3.3.2.2.			

Annex C**Definition of valid/invalid session protocol data units**

(This annex forms an integral part of this Recommendation)

C.1 Introduction

This annex is intended to provide the comprehensive definition and rules on valid/invalid session protocol data units (SPDUs).

C.2 Invalid protocol data units (PDUs) (definition and rules)

If the command/response PDUs do not meet the following conditions, such PDUs are invalid:

- a) the sum of the length indicators (LIs) of parameter group identifiers (PGIs) and freestanding parameter identifiers (PIs) is equal to the overall LI;
- b) the sum of the LIs of PIs embedded within recognized PGIs is equal to the PGIs LI;
- c) for all mandatory parameters, the PGIs or PIs are present and the LIs are not equal to zero.

NOTES

1 In case of CSA, RSAP and RSSN PDUs, the same checking rules may be applied. However, it is recognized that no externally visible procedure is provided to react to the detection of such invalid PDUs.

2 Invalid RDPBN or RDGR can either be rejected or processed normally to start error recovery.

3 When receiving an invalid CSS it is recommended that the connection be refused by serving an RSSN with the appropriate parameters and not to release the transport connection.

4 An equipment is not required to make any checking at all on parameters it does not support. In such cases it may also omit the checking of the overall LI. In particular it should be noted that not recognized parameters, e.g. new parameters, may appear either between supported parameters or after the complete set of supported parameters.

C.3 Valid PDUs (rules for mandatory acceptance of PDUs)

An SPDU shall not be rejected if it does not meet the rejection conditions described in C.2. They must not be rejected for any of the following conditions:

- a) the presence of a non-mandatory PI or PGI of having an LI = 0;
- b) the presence of any 3-octet LI, the coding of which follows the rules described in 5.3.3;
- c) the presence of any correctly formed parameter value (PV) for which future values can be assigned;

- d) the presence of one or more undefined PIs or PGIs in CSS or CDCL and their corresponding responses;
- e) the presence of a T.61 coded hyphen (“-”) instead of a colon (“:”) as the separator between the hours and minutes of the date and time PV in CSS;
- f) a greater or smaller length of the CRN (checkpoint reference number) in RDPBP than the CRN in the corresponding CDPB (with more or less preceding zeros);
- g) more PVs in RSSP or RSSN than in CSS.

NOTE – The scope of these rules are restricted to the determination of protocol element validity (formal validity) and do not impact on rejection of protocol elements due to the functions they invoke.

Annex D

General description and rules of operation for state diagrams

((This annex forms an integral part of this Recommendation))

- D.1** Each state diagram is in only one state at any time.
- D.2** Each state is represented as an ellipse, which contains a number for reference and a descriptive name.
- D.3** Permissible transitions from one state to another are shown as connecting lines with an arrow indicating the permitted direction of the state transition and labelled with the event or events that cause that transition.
- D.4** Where a transition may originate from any of several states, it may be indicated by a broad arrow terminating on the destination state and labelled with the permissible states of origination and with the event or events that cause that entry into the destination state.
- D.5** An event is either the sending (S-) or reception (R-) of a command or a response or an indicated local operation.
- D.6** Each state diagram has a state named “idle” and numbered zero. This is the initial or reset state when that state diagram is inactive.
- D.7** Upon sending any command that causes entry into a state named “demand response”, the sending of any additional commands is not permitted until a response is received. A demand response timer is started, and, if a response is not received prior to expiration of that time-out, session termination, either directly if command session abort (CSA) was sent, or by sending CSA, is mandatory.
- D.8** The effect of each event that causes a state transition must be completed prior to consideration of a subsequent event.
- D.9** During a session, each session partner has a responsibility for monitoring for proper operation as follows:
 - a) maintenance of the currently agreed source/sink relationship;
 - b) proper use of command/response procedural sequences as described in the state diagrams and the rules for their operation;
 - c) monitoring for a period of inactivity (e.g. indicating a failure or other inability to continue productive use of the session).

Upon detection of a failure to maintain proper operation as described above, use of error recovery procedures defined for each state diagram is mandatory, or where such error recovery procedures are not specifically defined, session termination (abnormal end) is mandatory. This is necessary in order to avoid unproductive use of telematic facilities, incurring unnecessary charges where the service is not being used effectively, and causing degradation of the service.

- D.10** The purpose of the state diagrams is to assist in defining proper use of the elements of procedure, and not to define any particular implementation.

Annex E

Types of document

(This annex forms an integral part of this Recommendation)

E.1 General

E.1.1 An indication of the type of document that is transferred shall be given at the start of each document; if not, the normal type of document is used.

E.1.2 A document type indication will indicate to the operating system of the receiving terminal that a special action is required (the action is defined for each type of document).

E.1.3 No additional procedure elements or changes in state transition diagrams are required.

E.2 Normal document

E.2.1 This is the normal type of document to be used to transfer text in the Telematic services. Upon reception, the document may be immediately printed (in the case of G4 facsimile Class 1) or be immediately stored (all other terminals).

E.2.2 From the procedures point of view, every Teletex terminal must be able to handle this type of document.

NOTE – Where appropriate, the rules for the usage of optional functions have to be followed.

E.3 Operator document (optional)

E.3.1 The operator document represents a type of priority message. It can be used in the conversational mode of operation.

It is intended to be presented immediately to the operator (although the decision to present it is left to the receiving operator). It may therefore be immediately indicated to the operator that a new operator document has been received. The operator document shall conform to the same presentation control functions and be treated in the procedure as a normal document. The length of an operator document is arbitrary but, preferably (due to the application), it shall not exceed one page. Note that a terminal that does not have a special dialogue mode can handle an operator document as a normal document.

E.4 Control document

E.4.1 The control document can be used in communication with intermediate store-and-forward equipment; e.g. interworking with the telex service, in standardized options and national applications.

E.4.2 The addressing information (and other control information required) can be included as text within such a document. The control document shall, except for the document type indication, follow the same rules (in the procedure) as a normal document. The use of the control document is outside the scope of this Recommendation.

E.4.3 Teletex terminals shall be able to support the control documents defined, in Recommendation T.90, for interworking with the telex service.

E.5 Monitor document (optional)

E.5.1 The monitor document will not be made available to the user. It is intended to be available for purposes that can be defined by each Administration, e.g. for maintenance purposes.

E.5.2 The monitor document will be handled by the operating system of the terminal and not displayed to the operator. The monitor document shall, except for the document type indication, conform to the same rules (in the procedure) as a normal document.

Annex F

Interactive session protocol and typed data transfer for the Telematic services

(This annex forms an integral part of this Recommendation)

NOTE – Further study is required for such capabilities.

Annex G

Detailed state transition diagrams for session/document procedures

(This annex forms an integral part of this Recommendation)

G.1 General

This annex provides detailed state transition diagrams for session/document procedures for the basic services. These diagrams are modelled using the terminology of the open systems interconnection (OSI) model and are aligned with the latest understanding of the CCITT and ISO activities on the OSI session layer. These diagrams are also aligned with the state transition diagrams in this Recommendation but assume a window- independent mechanism.

G.2 Description on notations

G.2.1 These diagrams use a presentation method which provides the following levels of description.

a) *Protocol level*

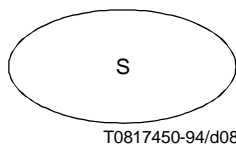
This level addresses only the peer to peer protocol activities between two session entities. It identifies the protocol states, events [receipt of session protocol data units (SPDUs)] and actions (sending of SPDUs).

b) *Detailed level*

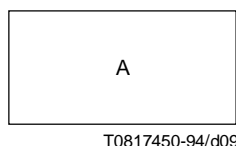
This level addresses the inter-layer and local activities (e.g. management of timers, counters, etc.). It identifies the events, actions and states within each of the protocol level states. The inter-layer activities are described using the session service primitives defined in G.3.

G.2.2 Presentation symbols

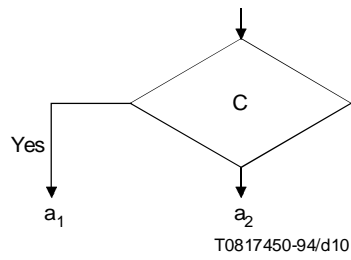
G.2.2.1 State S



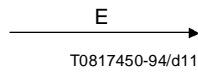
G.2.2.2 Action A



G.2.2.3 If condition C is true, then action a₁, otherwise, action a₂.



G.2.2.4 Event E



G.2.2.5 Send SPDU action



G.2.2.6 Receive SPDU event



G.2.2.7 Timers

- a) *Timer T1* – Inactivity timer, value as determined by inactivity timer value negotiation.
- b) *Timer T2* – Demand response timer, value 60s [see the Note in 4.1.1.d)].
- c) *Timer T3* – CSA timer of, for example, 4 seconds.

G.2.3 Notes

G.2.3.1 With regard to the interactions between session and transport layers, the following is assumed:

- a) Each SPDU is transferred by “T-DATA req”. The transport service data unit (TSDU) will contain the SPDU;
- b) Each SPDU is received by “T-DATA ind”. The TSDU will contain the SPDU.

G.2.3.2 The management of the various timers requires further study.

G.2.3.3 Response (or confirm) service primitive shall indicate a positive response (or confirm) unless otherwise stated.

G.2.4 Abbreviations

G.2.4.1 The abbreviations contained in Table G.1 apply to the description of service primitives.

TABLE G.1/T.62

Abbreviation of service primitives

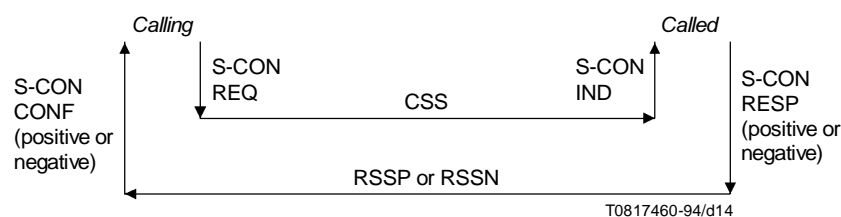
Abbreviation	Meaning	Abbreviation	Meaning
CON	Connection	REL	Release
CONF	Confirmation	REQ	Request
IND	Indication	RESP	Response
POS	Positive	NEG	Negative
S	Session	U	User
P	Provider	BEG	Begin
CONT	Continue	ACT	Activity
SYNC	Synchronization	MIN	Minor
EXPT	Exception	CAPAB	Capability
ERR	Error	FAIL	Failure
CTRL	Control	PLS	Please
INT	Interrupt	ABT	Abort
DCAD	Discard	DISC	Disconnection

G.3 Service primitives

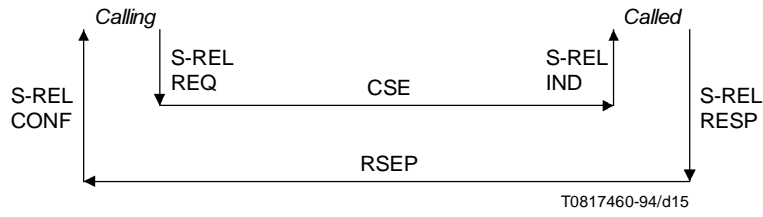
The following illustrates the service primitives and associated SPDUs for the basic session/document control procedures.

G.3.1 Service primitives for the services provided to the session/document user

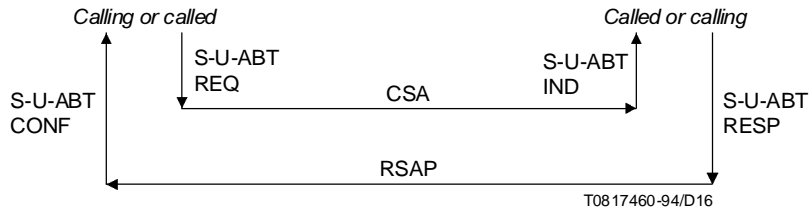
G.3.1.1 Session connection



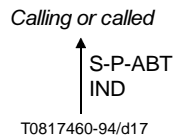
G.3.1.2 Session release



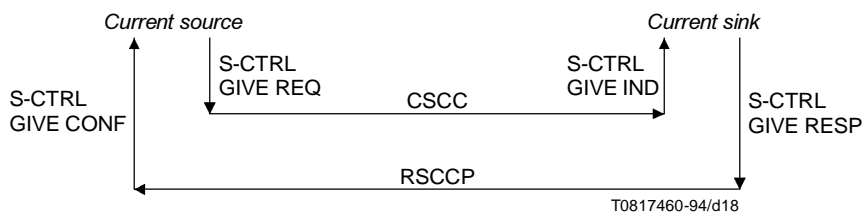
G.3.1.3 Session user abort



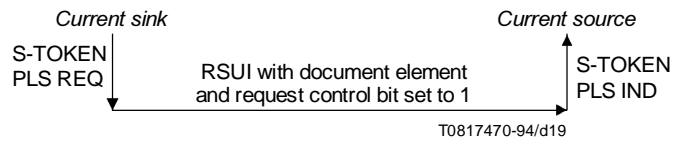
G.3.1.4 Session provider abort



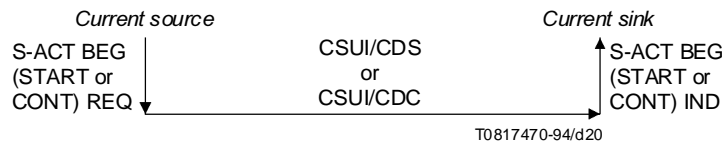
G.3.1.5 Session control give




G.3.1.6 Session token please



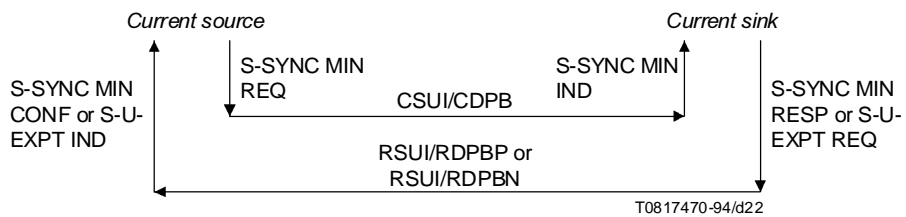
G.3.1.7 Session activity begin (start or continue)



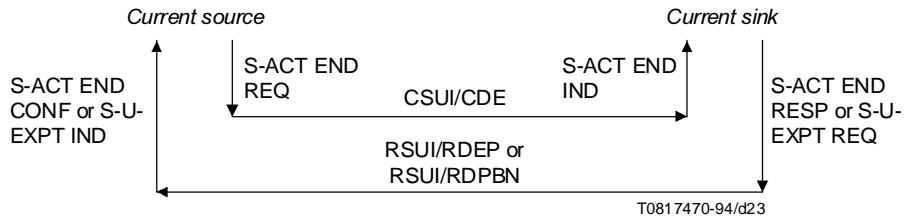
G.3.1.8 Session data transfer



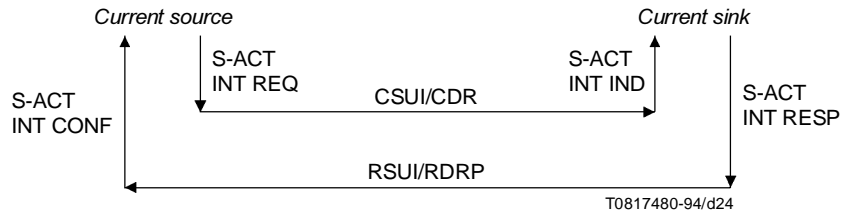
G.3.1.9 Session synchronization minor



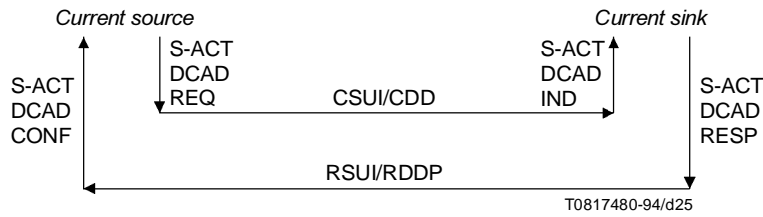
G.3.1.10 Session activity end



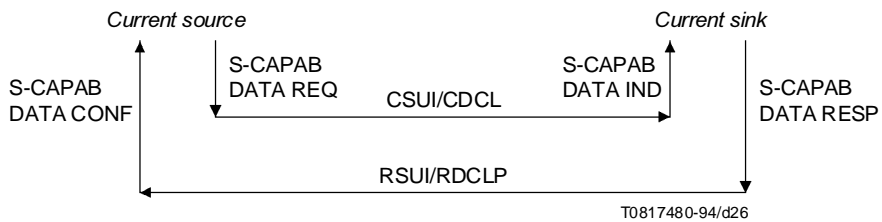
G.3.1.11 Session activity interrupt



G.3.1.12 Session activity discard



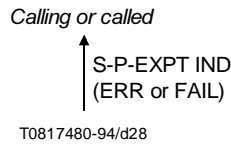
G.3.1.13 Session capability data



G.3.1.14 Session user exception reporting



G.3.1.15 Session provider exception reporting




NOTE – This primitive carries one of the following parameters:

- a) ERR – to invite the application to take appropriate action (CDR, CDD, CSA or RDPBN);
- b) FAIL – to invite the application to abort (CSA).

G.3.2 Service primitives for the services expected from the transport layer

G.3.2.1 Transport connection



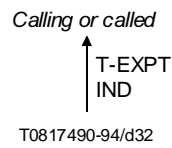
G.3.2.2 Transport disconnection (implicit)



G.3.2.3 Transport data transfer



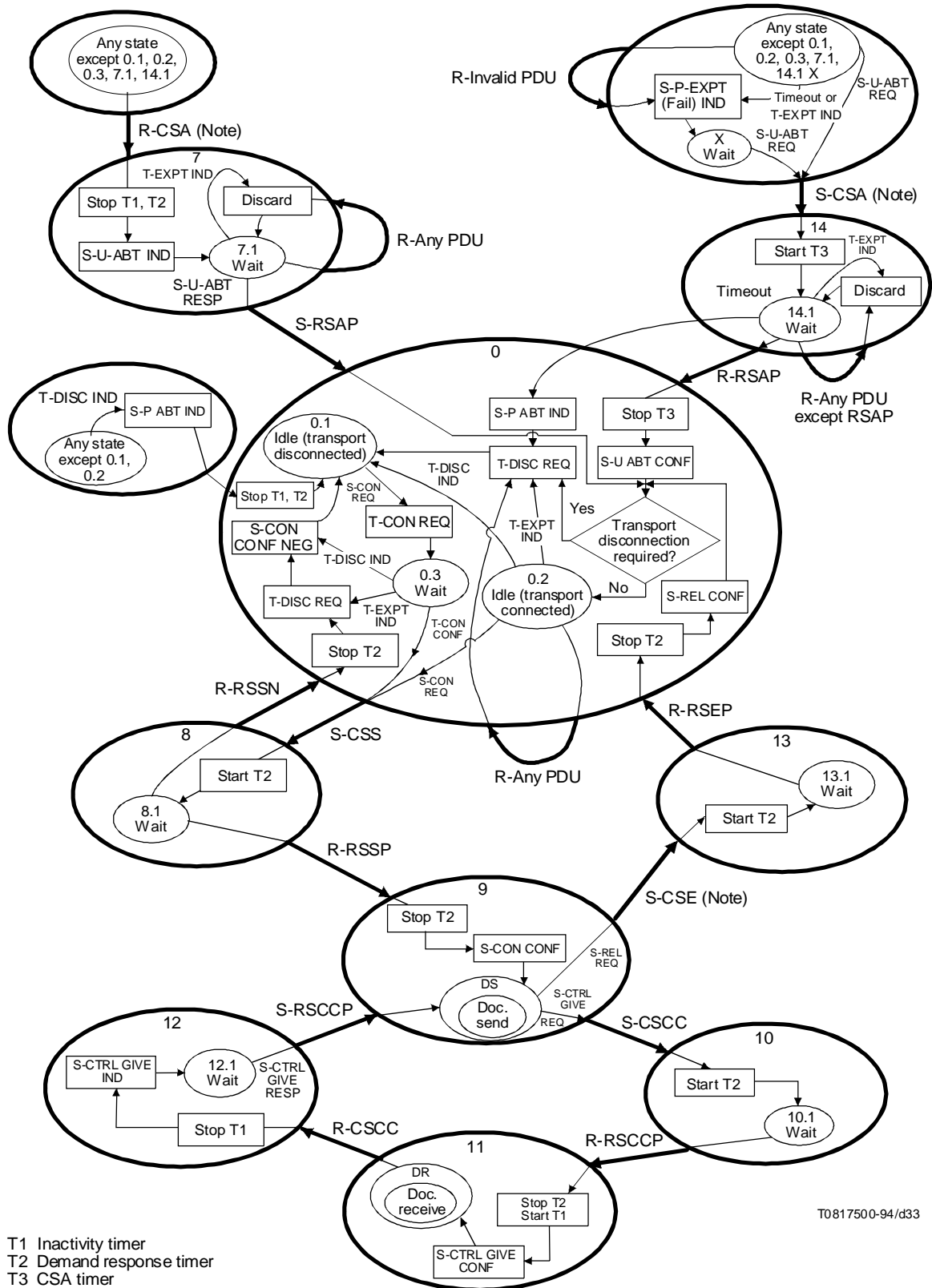
G.3.2.4 Transport exception reporting (optional and not part of OSI transport class 0)



G.4 Detailed state transition diagrams for the basic services

G.4.1 Figures G.1 and G.2 illustrate the detailed state transition diagrams for the calling and the called sides, respectively.

G.4.2 Figures G.3 and G.4 illustrate the detailed state transition diagrams for the sending and the receiving protocols, respectively.



T0817500-94/d33

FIGURE G.1/T.62
Teletex session state transition diagram (calling side)

Annex H

State transition tables for session/document procedures

(This annex forms an integral part of this Recommendation)

H.1 General

This annex provides state transition tables for session/document procedures for the basic services.

H.2 Notation details

H.2.1 Timers

H.2.1.1 The following timers are used in the state tables:

- a) *Timer T1* – Inactivity timer, value as determined by inactivity timer value negotiation.
- b) *Timer T2* – Demand response timer, value 60 seconds.
- c) *Timer T3* – CSA timer of, for example, 4 seconds.

H.2.2 Notes

H.2.2.1 Several actions described in the state tables are marked by a number which relates to the following notes:

- 1) only if T-DISC is not required;
- 2) ——— [see H.2.3.2 h) below];
- 3) alternative error recovery mechanism;
- 4) this may also be considered as an error;
- 5) S-SYNC MIN ind with parameter “procedural error”;
- 6) S-SYNC MIN ind with parameter “sequence error”;
- 7) only if the reuse of the transport connection is intended.

H.2.3 Symbols

H.2.3.1 For the description of several different conditions Boolean equations and symbols are used.

H.2.3.2 The symbols have the following meanings:

- a) < less than;
- b) > greater than;
- c) = equal;
- d) ≠ not equal;
- e) ∨ or;
- f) ∧ and;
- g) ¬ not;
- h) ——— event irrelevant in this specific state since error free operation of the considered terminal is assumed.

H.2.4 Counters

H.2.4.1 For the description of the dynamic behaviour of parameters such as checkpoint numbers, several counters and parameter abbreviations are introduced.

H.2.4.2 Counters of the source are as follows:

- a) S – This indicates the next allowed checkpoint reference number for a CDPB or CDE.
- b) R – This indicates the next expected checkpoint reference number in an RDPBP or RDEP.

H.2.4.3 Counters of the sink are as follows:

- a) P – This indicates the next expected checkpoint reference number in a CDPB or CDE to be acknowledged by the sink.
- b) Q – This indicates the next allowed checkpoint reference number to be acknowledged in an RDPBP or RDEP.

H.2.4.4 Parameter abbreviations are as follows:

- a) C – A checkpoint reference number from which the source will resume transmission (in case of continuation with CDC).
- b) I – An actual checkpoint reference number in a CDPB or CDE.
- c) K – An actual checkpoint reference number to be acknowledged in an RDPBP or RDEP.
- d) W – Acknowledgement window size.

H.2.5 Abbreviations

H.2.5.1 The abbreviations contained in Table G.1 apply to the description of service primitives.

H.3 State tables

H.3.1 State tables for a calling terminal is shown in Table H.1.

H.3.2 State tables for a called terminal is shown in Table H.2.

TABLE H.1/T.62

State transition tables for calling terminal

Calling terminal

State			Idle												Wait			
Event			0.1				0.2				0.3				7.1			
Local event	Protocol event	Service primitive	Timer	Protocol action	Service primitive	Final state	Timer	Protocol action	Service primitive	Final state	Timer	Protocol action	Service primitive	Final state	Timer	Protocol action	Service primitive	Final state
		S-CON REQ			T-CON REQ	0.3	START T2	S-CSS		8.1	(-----)				(-----)			
		S-REL REQ	(-----)				(-----)				(-----)				(-----)			
		S-CTRL GIVE REQ	(-----)				(-----)				(-----)				(-----)			
		S-CTRL GIVE RESP	(-----)				(-----)				(-----)				(-----)			
		S-SYNC MIN REQ (I)	(-----)				(-----)				(-----)				(-----)			
		S-SYNC MIN RESP (K)	(-----)				(-----)				(-----)				(-----)			
		S-U-EXPT REQ	(-----)				(-----)				(-----)				(-----)			
		S-ACT END REQ (I)	(-----)				(-----)				(-----)				(-----)			
		S-ACT END RESP (K)	(-----)				(-----)				(-----)				(-----)			
		S-U-ABT REQ	(-----)				(-----)				(-----)				(-----)			

TABLE H.1/T.62 (continued)

State transition tables for calling terminal

Calling terminal

State			Idle												Wait			
Event			0.1				0.2				0.3				7.1			
Local event	Protocol event	Service primitive	Timer	Protocol action	Service primitive	Final state	Timer	Protocol action	Service primitive	Final state	Timer	Protocol action	Service primitive	Final state	Timer	Protocol action	Service primitive	Final state
		S-U-ABT RESP	(-.....)				(-.....)				(-.....)					S-RSAP	T-DISCON REQ	0.1
																	- 1)	0.2
		S-ACT BEG (START) REQ	(-.....)				(-.....)				(-.....)				(-.....)			
		S-ACT BEG (CONT) REQ (C)	(-.....)				(-.....)				(-.....)				(-.....)			
		S-DATA REQ	(-.....)				(-.....)				(-.....)				(-.....)			
		S-ACT DCAD REQ	(-.....)				(-.....)				(-.....)				(-.....)			
		S-ACT DCAD RESP	(-.....)				(-.....)				(-.....)				(-.....)			
		S-ACT INT REQ	(-.....)				(-.....)				(-.....)				(-.....)			
		S-ACT INT RESP	(-.....)				(-.....)				(-.....)				(-.....)			
		S-CAPAB DATA REQ	(-.....)				(-.....)				(-.....)				(-.....)			

TABLE H.1/T.62 (continued)

State transition tables for calling terminal

Calling terminal

State			Idle												Wait				
Event			0.1				0.2				0.3				7.1				
Local event	Protocol event	Service primitive	Timer	Protocol action	Service primitive	Final state	Timer	Protocol action	Service primitive	Final state	Timer	Protocol action	Service primitive	Final state	Timer	Protocol action	Service primitive	Final state	
		S-CAPAB DATA RESP	(- - - - -)				(- - - - -)				(- - - - -)				(- - - - -)				
		T-CON CONF	(- - - - -)				(- - - - -)				START T2	S-CSS		8.1	(- - - - -)				
		T-DISCON IND	(- - - - -)							0.1			S-CON CONF NEG	0.1				S-P-ABT IND	0.1
		T-EXPT IND	(- - - - -)						T-DISCON REQ	0.1			T-DISCON REQ S-CON CONF NEG	0.1					7.1
	R-CSS		(- - - - -)						T-DISCON REQ	0.1	(- - - - -)								7.1
	R-RSSP		(- - - - -)						T-DISCON REQ	0.1	(- - - - -)								7.1
	R-RSSN		(- - - - -)						T-DISCON REQ	0.1	(- - - - -)								7.1
	R-CSE		(- - - - -)						T-DISCON REQ	0.1	(- - - - -)								7.1
	R-RSEP		(- - - - -)						T-DISCON REQ	0.1	(- - - - -)								7.1
	R-CSA		(- - - - -)						T-DISCON REQ	0.1	(- - - - -)								7.1
	R-RSAP		(- - - - -)						T-DISCON REQ	0.1	(- - - - -)								7.1
	R-CSCC		(- - - - -)						T-DISCON REQ	0.1	(- - - - -)								7.1

TABLE H.1/T.62 (continued)

State transition tables for calling terminal

Calling terminal

State			Idle												Wait					
Event			0.1				0.2				0.3				7.1					
Local event	Protocol event	Service primitive	Timer	Protocol action	Service primitive	Final state	Timer	Protocol action	Service primitive	Final state	Timer	Protocol action	Service primitive	Final state	Timer	Protocol action	Service primitive	Final state		
	R-RSCCP		(- - - - -)						T-DISCON REQ	0.1	(- - - - -)								7.1	
	R-CSUI/CDS		(- - - - -)						T-DISCON REQ	0.1	(- - - - -)									7.1
	R-CSUI/CDC (C)		(- - - - -)						T-DISCON REQ	0.1	(- - - - -)									7.1
	R-CSUI/CDCL		(- - - - -)						T-DISCON REQ	0.1	(- - - - -)									7.1
	R-RSUI/RDCLP		(- - - - -)						T-DISCON REQ	0.1	(- - - - -)									7.1
	R-CSUI/CDE (I)		(- - - - -)						T-DISCON REQ	0.1	(- - - - -)									7.1
	R-RSUI/RDEP (K)		(- - - - -)						T-DISCON REQ	0.1	(- - - - -)									7.1
	R-CSUI/CDD		(- - - - -)						T-DISCON REQ	0.1	(- - - - -)									7.1
	R-RSUI/RDDP		(- - - - -)						T-DISCON REQ	0.1	(- - - - -)									7.1
	R-CSUI/CDR		(- - - - -)						T-DISCON REQ	0.1	(- - - - -)									7.1
	R-RSUI/RDRP		(- - - - -)						T-DISCON REQ	0.1	(- - - - -)									7.1
	R-CSUI/CDUI		(- - - - -)						T-DISCON REQ	0.1	(- - - - -)									7.1
	R-RSUI/RDGR		(- - - - -)						T-DISCON REQ	0.1	(- - - - -)									7.1

TABLE H.1/T.62 (continued)

State transition tables for calling terminal

Calling terminal

State			Idle												Wait					
Event			0.1				0.2				0.3				7.1					
Local event	Protocol event	Service primitive	Timer	Protocol action	Service primitive	Final state	Timer	Protocol action	Service primitive	Final state	Timer	Protocol action	Service primitive	Final state	Timer	Protocol action	Service primitive	Final state		
	R-CSUI/ CDPB (I)		(- - - - -)						T-DISCON REQ	0.1	(- - - - -)								7.1	
	R-RSUI/ RDPBP (K)		(- - - - -)						T-DISCON REQ	0.1	(- - - - -)									7.1
	R-RSUI/ RDPBN		(- - - - -)						T-DISCON REQ	0.1	(- - - - -)									7.1
	ANY OTHER COMMAND OR RESP OR WRONG FORMAT		(- - - - -)						T-DISCON REQ	0.1	(- - - - -)									7.1
EXPIRY OF T1			(- - - - -)				(- - - - -)				(- - - - -)				(- - - - -)					
EXPIRY OF T2			(- - - - -)				(- - - - -)				(- - - - -)				(- - - - -)					
EXPIRY OF T3			(- - - - -)				(- - - - -)				(- - - - -)				(- - - - -)					

TABLE H.1/T.62 (continued)

State transition tables for calling terminal

Calling terminal

Event			State				9 Document send												
			Wait				8.1				DS 1.1				DS 2.1				DS 3.1
Local event	Protocol event	Service primitive	Timer	Protocol action	Service primitive	Final state	Timer	Protocol action	Service primitive	Final state	Timer	Protocol action	Service primitive	Final state	Timer	Protocol action	Service primitive	Final state	
		S-CON REQ	(-.....)				(-.....)				(-.....)				(-.....)				
		S-REL REQ	(-.....)				START T2	S-CSE		13.1	(-.....)				(-.....)				
		S-CTRL GIVE REQ	(-.....)				START T2	S-CSCC		10.1	(-.....)				(-.....)				
		S-CTRL GIVE RESP	(-.....)				(-.....)				(-.....)				(-.....)				
		S-SYNC MIN REQ (I) \wedge (S-R) < (W-1) \wedge I = S	(-.....)				(-.....)				(-.....)				START T2	S-CSUI/CDPB (I) S = S + 1		DS 2.1	
		S-SYNC MIN REQ (I) \wedge (S-R) = (W-1) \wedge I = S	(-.....)				(-.....)				(-.....)				START T2	S-CSUI/CDPB (I) S = S + 1		DS 4.1	
		S-SYNC MIN RESP (K)	(-.....)				(-.....)				(-.....)				(-.....)				
		S-U-EXPT REQ	(-.....)				(-.....)				(-.....)				(-.....)				
		S-ACT END REQ (I)	(-.....)				(-.....)				(-.....)				START T2	S-CSUI/CDE (I)		DS 5.1	

TABLE H.1/T.62 (continued)

State transition tables for calling terminal

Calling terminal

State			Wait				9 Document send											
Event			8.1				DS 1.1				DS 2.1				DS 3.1			
Local event	Protocol event	Service primitive	Timer	Protocol action	Service primitive	Final state	Timer	Protocol action	Service primitive	Final state	Timer	Protocol action	Service primitive	Final state	Timer	Protocol action	Service primitive	Final state
		S-ACT END RESP (K)	(- - - - -)				(- - - - -)				(- - - - -)				(- - - - -)			
		S-U-ABT REQ	START T3	S-CSA		14.1	START T3	S-CSA		14.1	START T3	S-CSA		14.1	START T3	S-CSA		14.1
		S-U-ABT RESP	(- - - - -)				(- - - - -)				(- - - - -)				(- - - - -)			
		S-ACT BEG (START) REQ	(- - - - -)					S-CSUI/ CDS S = R = 1		DS 2.1	(- - - - -)				(- - - - -)			
		S-ACT BEG (CONT) REQ (C)	(- - - - -)					S-CSUI/ CDC (C) S = R = C + 1		DS 2.1	(- - - - -)				(- - - - -)			
		S-DATA REQ	(- - - - -)				(- - - - -)					S-CSUI/ CDUI		DS 3.1		S-CSUI/ CDUI		DS 3.1
		S-ACT DCAD REQ	(- - - - -)				(- - - - -)				START T2	S-CSUI/ CDD		DS 9.1	START T2	S-CSUI/ CDD		DS 9.1
		S-ACT DCAD RESP	(- - - - -)				(- - - - -)				(- - - - -)				(- - - - -)			
		S-ACT INT REQ	(- - - - -)				(- - - - -)				START T2	S-CSUI/ CDR		DS 8.1	START T2	S-CSUI/ CDR		DS 8.1
		S-ACT INT RESP	(- - - - -)				(- - - - -)				(- - - - -)				(- - - - -)			

TABLE H.1/T.62 (continued)

State transition tables for calling terminal

Calling terminal

State			Wait				9 Document send											
Event			8.1				DS 1.1				DS 2.1				DS 3.1			
Local event	Protocol event	Service primitive	Timer	Protocol action	Service primitive	Final state	Timer	Protocol action	Service primitive	Final state	Timer	Protocol action	Service primitive	Final state	Timer	Protocol action	Service primitive	Final state
		S-CAPAB DATA REQ	(-----)				START T2	S-CSUI/ CDCL		DS 6.1	(-----)				(-----)			
		S-CAPAB DATA RESP	(-----)				(-----)				(-----)				(-----)			
		T-CON CONF	(-----)				(-----)				(-----)				(-----)			
		T-DISCON IND	STOP T2		S-P-ABT IND	0.1			S-P-ABT IND	0.1	STOP T2		S-P-ABT IND	0.1	STOP T2		S-P-ABT IND	0.1
		T-EXPT IND	STOP T2		S-P-EXPT IND (FAIL)	x			S-P-EXPT IND (FAIL)	x	STOP T2		S-P-EXPT IND (ERR) 3	DS 7.1	STOP T2		S-P-EXPT IND (ERR) 3	DS 7.1
												S-P-EXPT IND (FAIL)	x				S-P-EXPT IND (FAIL)	x
	R-CSS		STOP T2		S-P-EXPT IND (FAIL)	x			S-P-EXPT IND (FAIL)	x	STOP T2		S-P-EXPT IND (FAIL)	x	STOP T2		S-P-EXPT IND (FAIL)	x
	R-RSSP		STOP T2		S-CON CONF	DS 1.1			S-P-EXPT IND (FAIL)	x	STOP T2		S-P-EXPT IND (FAIL)	x	STOP T2		S-P-EXPT IND (FAIL)	x
	R-RSSN		STOP T2		T-DISCON REQ S-CON CONF NEG	0.1			S-P-EXPT IND (FAIL)	x	STOP T2		S-P-EXPT IND (FAIL)	x	STOP T2		S-P-EXPT IND (FAIL)	x
	R-CSE		STOP T2		S-P-EXPT IND (FAIL)	x			S-P-EXPT IND (FAIL)	x	STOP T2		S-P-EXPT IND (FAIL)	x	STOP T2		S-P-EXPT IND (FAIL)	x

TABLE H.1/T.62 (continued)

State transition tables for calling terminal

Calling terminal

State			Wait				9 Document send											
Event			8.1				DS 1.1				DS 2.1				DS 3.1			
Local event	Protocol event	Service primitive	Timer	Protocol action	Service primitive	Final state	Timer	Protocol action	Service primitive	Final state	Timer	Protocol action	Service primitive	Final state	Timer	Protocol action	Service primitive	Final state
	R-RSEP		STOP T2		S-P-EXPT IND (FAIL)	x			S-P-EXPT IND (FAIL)	x	STOP T2		S-P-EXPT IND (FAIL)	x	STOP T2		S-P-EXPT IND (FAIL)	x
	R-CSA		STOP T2		S-ABT IND	7.1			S-ABT IND	7.1	STOP T2		S-ABT IND	7.1	STOP T2		S-ABT IND	7.1
	R-RSAP		STOP T2		S-P-EXPT IND (FAIL)	x			S-P-EXPT IND (FAIL)	x	STOP T2		S-P-EXPT IND (FAIL)	x	STOP T2		S-P-EXPT IND (FAIL)	x
	R-CSCC		STOP T2		S-P-EXPT IND (FAIL)	x			S-P-EXPT IND (FAIL)	x	STOP T2		S-P-EXPT IND (FAIL)	x	STOP T2		S-P-EXPT IND (FAIL)	x
	R-RSCCP		STOP T2		S-P-EXPT IND (FAIL)	x			S-P-EXPT IND (FAIL)	x	STOP T2		S-P-EXPT IND (FAIL)	x	STOP T2		S-P-EXPT IND (FAIL)	x
	R-CSUI/ CDS		STOP T2		S-P-EXPT IND (FAIL)	x			S-P-EXPT IND (FAIL)	x	STOP T2		S-P-EXPT IND (FAIL)	x	STOP T2		S-P-EXPT IND (FAIL)	x
	R-CSUI/ CDC (C)		STOP T2		S-P-EXPT IND (FAIL)	x			S-P-EXPT IND (FAIL)	x	STOP T2		S-P-EXPT IND (FAIL)	x	STOP T2		S-P-EXPT IND (FAIL)	x
	R-CSUI/ CDCL		STOP T2		S-P-EXPT IND (FAIL)	x			S-P-EXPT IND (FAIL)	x	STOP T2		S-P-EXPT IND (FAIL)	x	STOP T2		S-P-EXPT IND (FAIL)	x
	R-RSUI/ RDCLP		STOP T2		S-P-EXPT IND (FAIL)	x			S-P-EXPT IND (FAIL)	x	STOP T2		S-P-EXPT IND (ERR) 3)	DS 7.1	STOP T2		S-P-EXPT IND (ERR) 3)	DS 7.1
													S-P-EXPT IND (FAIL)	x			S-P-EXPT IND (FAIL)	x

TABLE H.1/T.62 (continued)

State transition tables for calling terminal

Calling terminal

State			Wait				9 Document send											
Event			8.1				DS 1.1				DS 2.1				DS 3.1			
Local event	Protocol event	Service primitive	Timer	Protocol action	Service primitive	Final state	Timer	Protocol action	Service primitive	Final state	Timer	Protocol action	Service primitive	Final state	Timer	Protocol action	Service primitive	Final state
	R-CSUI/ CDE (I)		STOP T2		S-P-EXPT IND (FAIL)	x			S-P-EXPT IND (FAIL)	x	STOP T2		S-P-EXPT IND (FAIL)	x	STOP T2		S-P-EXPT IND (FAIL)	x
	R-RSUI/ RDEP (K) ^ K = R		STOP T2		S-P-EXPT IND (FAIL)	x			S-P-EXPT IND (FAIL)	x	STOP T2		S-P-EXPT IND (ERR) 3)	DS 7.1	STOP T2		S-P-EXPT IND (ERR) 3)	DS 7.1
		S-P-EXPT IND (FAIL)		x			S-P-EXPT IND (FAIL)	x				S-P-EXPT IND (FAIL)	x					
	R-CSUI/ CDD		STOP T2		S-P-EXPT IND (FAIL)	x			S-P-EXPT IND (FAIL)	x	STOP T2		S-P-EXPT IND (FAIL)	x	STOP T2		S-P-EXPT IND (FAIL)	x
	R-RSUI/ RDDP		STOP T2		S-P-EXPT IND (FAIL)	x			S-P-EXPT IND (FAIL)	x	STOP T2		S-P-EXPT IND (ERR) 3)	DS 7.1	STOP T2		S-P-EXPT IND (ERR) 3)	DS 7.1
		S-P-EXPT IND (FAIL)		x			S-P-EXPT IND (FAIL)	x				S-P-EXPT IND (FAIL)	x					
	R-CSUI/ CDR		STOP T2		S-P-EXPT IND (FAIL)	x			S-P-EXPT IND (FAIL)	x	STOP T2		S-P-EXPT IND (FAIL)	x	STOP T2		S-P-EXPT IND (FAIL)	x
	R-RSUI/ RDRP		STOP T2		S-P-EXPT IND (FAIL)	x			S-P-EXPT IND (FAIL)	x	STOP T2		S-P-EXPT IND (ERR) 3)	DS 7.1	STOP T2		S-P-EXPT IND (ERR) 3)	DS 7.1
		S-P-EXPT IND (FAIL)		x			S-P-EXPT IND (FAIL)	x				S-P-EXPT IND (FAIL)	x					

TABLE H.1/T.62 (continued)

State transition tables for calling terminal

Calling terminal

State			Wait				9 Document send											
Event			8.1				DS 1.1				DS 2.1				DS 3.1			
Local event	Protocol event	Service primitive	Timer	Protocol action	Service primitive	Final state	Timer	Protocol action	Service primitive	Final state	Timer	Protocol action	Service primitive	Final state	Timer	Protocol action	Service primitive	Final state
	R-CSUI/ CDUI		STOP T2		S-P-EXPT IND (FAIL)	x			S-P-EXPT IND (FAIL)	x	STOP T2		S-P-EXPT IND (FAIL)	x	STOP T2		S-P-EXPT IND (FAIL)	x
	R-RSUI/ RDGR		STOP T2		S-P-EXPT IND (FAIL)	x			S-P-EXPT IND (FAIL)	x	STOP T2		S-P-EXPT IND (ERR) 3)	DS 7.1	STOP T2		S-P-EXPT IND (ERR) 3)	DS 7.1
													S-P-EXPT IND (FAIL)	x			S-P-EXPT IND (FAIL)	x
	R-CSUI/ CDPB (1)		STOP T2		S-P-EXPT IND (FAIL)	x			S-P-EXPT IND (FAIL)	x	STOP T2		S-P-EXPT IND (FAIL)	x	STOP T2		S-P-EXPT IND (FAIL)	x
	R-RSUI/ RDPBP (K) ^ K = R ^ S > R		STOP T2		S-P-EXPT IND (FAIL)	x			S-P-EXPT IND (FAIL)	x	RESTART T2		S-SYNC MIN CONF R = R + 1	DS 2.1	RESTART T2		S-SYNC MIN CONF R = R + 1	DS 3.1
	R-RSUI/ RDPBP (K) ^ K = R ^ S=R+1		STOP T2		S-P-EXPT IND (FAIL)	x			S-P-EXPT IND (FAIL)	x	STOP T2		S-SYNC MIN CONF R = R + 1	DS 2.1	STOP T2		S-SYNC MIN CONF R = R + 1	DS 3.1
	R-RSUI/ RDPBN		STOP T2		S-P-EXPT IND (FAIL)	x			S-P-EXPT IND (FAIL)	x	STOP T2		S-U-EXPT IND 3)	DS 7.1	STOP T2		S-U-EXPT IND 3)	DS 7.1
													S-P-EXPT IND (FAIL)	x			S-P-EXPT IND (FAIL)	x

TABLE H.1/T.62 (continued)

State transition tables for calling terminal

Calling terminal

State			Wait				9 Document send											
Event			8.1				DS 1.1				DS 2.1				DS 3.1			
Local event	Protocol event	Service primitive	Timer	Protocol action	Service primitive	Final state	Timer	Protocol action	Service primitive	Final state	Timer	Protocol action	Service primitive	Final state	Timer	Protocol action	Service primitive	Final state
	ANY OTHER DOCUMENT COMMAND OR RESP. OR WRONG FORMAT IN CONNECTION WITH RSUI		STOP T2		S-P-EXPT IND (FAIL)	x			S-P-EXPT IND (FAIL)	x	STOP T2		S-P-EXPT IND (ERR) 3	DS 7.1	STOP T2		S-P-EXPT IND (ERR) 3	DS 7.1
													S-P-EXPT IND (FAIL)	x			S-P-EXPT IND (FAIL)	x
	ANY OTHER COMMAND OR RESP. OR WRONG FORMAT		STOP T2		S-P-EXPT IND (FAIL)	x			S-P-EXPT IND (FAIL)	x	STOP T2		S-P-EXPT IND (FAIL)	x	STOP T2		S-P-EXPT IND (FAIL)	x
EXPIRY OF T1			(- - - - -)				(- - - - -)				(- - - - -)				(- - - - -)			
EXPIRY OF T2			STOP T2		S-P-EXPT IND (FAIL)	x	(- - - - -)				STOP T2		S-P-EXPT IND (FAIL)	x	STOP T2		S-P-EXPT IND (FAIL)	x
EXPIRY OF T3			(- - - - -)				(- - - - -)				(- - - - -)				(- - - - -)			

TABLE H.1/T.62 (continued)

State transition tables for calling terminal

Calling terminal

Event			State		9 Document send															
					DS 4.1				DS 5.1				DS 6.1				DS 7.1			
Local event	Protocol event	Service primitive	Timer	Protocol action	Service primitive	Final state	Timer	Protocol action	Service primitive	Final state	Timer	Protocol action	Service primitive	Final state	Timer	Protocol action	Service primitive	Final state		
		S-CON REQ	(- - - - -)				(- - - - -)				(- - - - -)				(- - - - -)					
		S-REL REQ	(- - - - -)				(- - - - -)				(- - - - -)				(- - - - -)					
		S-CTRL GIVE REQ	(- - - - -)				(- - - - -)				(- - - - -)				(- - - - -)					
		S-CTRL GIVE RESP	(- - - - -)				(- - - - -)				(- - - - -)				(- - - - -)					
		S-SYNC MIN REQ (I)	(- - - - -)				(- - - - -)				(- - - - -)				(- - - - -)					
		S-SYNC MIN RESP (K)	(- - - - -)				(- - - - -)				(- - - - -)				(- - - - -)					
		S-U-EXPT REQ	(- - - - -)				(- - - - -)				(- - - - -)				(- - - - -)					
		S-ACT END REQ (I)	(- - - - -)				(- - - - -)				(- - - - -)				(- - - - -)					
		S-ACT END RESP (K)	(- - - - -)				(- - - - -)				(- - - - -)				(- - - - -)					
		S-U-ABT REQ	START T3	S-CSA		14.1	START T3	S-CSA		14.1	START T3	S-CSA		14.1	START T3	S-CSA		14.1		
		S-U-ABT RESP	(- - - - -)				(- - - - -)				(- - - - -)				(- - - - -)					

TABLE H.1/T.62 (continued)

State transition tables for calling terminal

Calling terminal

Event			State		9 Document send															
					DS 4.1				DS 5.1				DS 6.1				DS 7.1			
Local event	Protocol event	Service primitive	Timer	Protocol action	Service primitive	Final state	Timer	Protocol action	Service primitive	Final state	Timer	Protocol action	Service primitive	Final state	Timer	Protocol action	Service primitive	Final state		
		S-ACT BEG (START) REQ	(- - - - -)				(- - - - -)				(- - - - -)				(- - - - -)					
		S-ACT BEG (CONT) REQ (C)	(- - - - -)				(- - - - -)				(- - - - -)				(- - - - -)					
		S-DATA REQ	(- - - - -)				(- - - - -)				(- - - - -)				(- - - - -)					
		S-ACT DCAD REQ	START T2	S-CSUI/CDD		DS 9.1	START T2	S-CSUI/CDD		DS 9.1	(- - - - -)				START T2	S-CSUI/CDD		DS 9.1		
		S-ACT DCAD RESP	(- - - - -)				(- - - - -)				(- - - - -)				(- - - - -)					
		S-ACT INT REQ	START T2	S-CSUI/CDR		DS 8.1	START T2	S-CSUI/CDR		DS 8.1	START T2	S-CSUI/CDR		DS 8.1	START T2	S-CSUI/CDR		DS 8.1		
		S-ACT INT RESP	(- - - - -)				(- - - - -)				(- - - - -)				(- - - - -)					
		S-CAPAB DATA REQ	(- - - - -)				(- - - - -)				(- - - - -)				(- - - - -)					
		S-CAPAB DATA RESP	(- - - - -)				(- - - - -)				(- - - - -)				(- - - - -)					
		T-CON CONF	(- - - - -)				(- - - - -)				(- - - - -)				(- - - - -)					

TABLE H.1/T.62 (continued)

State transition tables for calling terminal

Calling terminal

State			9 Document send																
Event			DS 4.1				DS 5.1				DS 6.1				DS 7.1				
Local event	Protocol event	Service primitive	Timer	Protocol action	Service primitive	Final state	Timer	Protocol action	Service primitive	Final state	Timer	Protocol action	Service primitive	Final state	Timer	Protocol action	Service primitive	Final state	
		T-DISCON IND	STOP T2		S-P-ABT IND	0.1	STOP T2		S-P-ABT IND	0.1	STOP T2		S-P-ABT IND	0.1			S-P-ABT IND	0.1	
		T-EXPT IND	STOP T2		S-P-EXPT IND (ERR) 3	DS 7.1	STOP T2		S-P-EXPT IND (ERR) 3	DS 7.1	STOP T2		S-P-EXPT IND (ERR) 3	DS 7.1					DS 7.1
					S-P-EXPT IND (FAIL)	x			S-P-EXPT IND (FAIL)	x			S-P-EXPT IND (FAIL)	x					
	R-CSS		STOP T2		S-P-EXPT IND (FAIL)	x	STOP T2		S-P-EXPT IND (FAIL)	x	STOP T2		S-P-EXPT IND (FAIL)	x			S-P-EXPT IND (FAIL)	x	
	R-RSSP		STOP T2		S-P-EXPT IND (FAIL)	x	STOP T2		S-P-EXPT IND (FAIL)	x	STOP T2		S-P-EXPT IND (FAIL)	x			S-P-EXPT IND (FAIL)	x	
	R-RSSN		STOP T2		S-P-EXPT IND (FAIL)	x	STOP T2		S-P-EXPT IND (FAIL)	x	STOP T2		S-P-EXPT IND (FAIL)	x			S-P-EXPT IND (FAIL)	x	
	R-CSE		STOP T2		S-P-EXPT IND (FAIL)	x	STOP T2		S-P-EXPT IND (FAIL)	x	STOP T2		S-P-EXPT IND (FAIL)	x			S-P-EXPT IND (FAIL)	x	
	R-RSEP		STOP T2		S-P-EXPT IND (FAIL)	x	STOP T2		S-P-EXPT IND (FAIL)	x	STOP T2		S-P-EXPT IND (FAIL)	x			S-P-EXPT IND (FAIL)	x	
	R-CSA		STOP T2		S-ABT IND	7.1	STOP T2		S-ABT IND	7.1	STOP T2		S-ABT IND	7.1			S-ABT IND	7.1	
	R-RSAP		STOP T2		S-P-EXPT IND (FAIL)	x	STOP T2		S-P-EXPT IND (FAIL)	x	STOP T2		S-P-EXPT IND (FAIL)	x			S-P-EXPT IND (FAIL)	x	

TABLE H.1/T.62 (continued)

State transition tables for calling terminal

Calling terminal

State			9 Document send															
Event			DS 4.1				DS 5.1				DS 6.1				DS 7.1			
Local event	Protocol event	Service primitive	Timer	Protocol action	Service primitive	Final state	Timer	Protocol action	Service primitive	Final state	Timer	Protocol action	Service primitive	Final state	Timer	Protocol action	Service primitive	Final state
	R-CSCC		STOP T2		S-P-EXPT IND (FAIL)	x	STOP T2		S-P-EXPT IND (FAIL)	x	STOP T2		S-P-EXPT IND (FAIL)	x			S-P-EXPT IND (FAIL)	x
	R-RSCCP		STOP T2		S-P-EXPT IND (FAIL)	x	STOP T2		S-P-EXPT IND (FAIL)	x	STOP T2		S-P-EXPT IND (FAIL)	x			S-P-EXPT IND (FAIL)	x
	R-CSUI/ CDS		STOP T2		S-P-EXPT IND (FAIL)	x	STOP T2		S-P-EXPT IND (FAIL)	x	STOP T2		S-P-EXPT IND (FAIL)	x			S-P-EXPT IND (FAIL)	x
	R-CSUI/ CDC (C)		STOP T2		S-P-EXPT IND (FAIL)	x	STOP T2		S-P-EXPT IND (FAIL)	x	STOP T2		S-P-EXPT IND (FAIL)	x			S-P-EXPT IND (FAIL)	x
	R-CSUI/ CDCL		STOP T2		S-P-EXPT IND (FAIL)	x	STOP T2		S-P-EXPT IND (FAIL)	x	STOP T2		S-P-EXPT IND (FAIL)	x			S-P-EXPT IND (FAIL)	x
	R-RSUI/ RDCLP		STOP T2		S-P-EXPT IND (ERR) 3)	DS 7.1	STOP T2		S-P-EXPT IND (ERR) 3)	DS 7.1	STOP T2		S-CAPAB DATA CONF	DS 1.1				DS 7.1
				S-P-EXPT IND (FAIL)	x			S-P-EXPT IND (FAIL)	x									
	R-CSUI/ CDE (I)		STOP T2		S-P-EXPT IND (FAIL)	x	STOP T2		S-P-EXPT IND (FAIL)	x	STOP T2		S-P-EXPT IND (FAIL)	x			S-P-EXPT IND (FAIL)	x
	R-RSUI/ RDEP (K) ^ K = R		STOP T2		S-P-EXPT IND (ERR) 3)	DS 7.1	STOP T2		S-ACT END CONF	DS 1.1	STOP T2		S-P-EXPT IND (ERR) 3)	DS 7.1				DS 7.1
				S-P-EXPT IND (FAIL)	x			S-P-EXPT IND (FAIL)				x						

TABLE H.1/T.62 (continued)

State transition tables for calling terminal

Calling terminal

State			9 Document send																
Event			DS 4.1				DS 5.1				DS 6.1				DS 7.1				
Local event	Protocol event	Service primitive	Timer	Protocol action	Service primitive	Final state	Timer	Protocol action	Service primitive	Final state	Timer	Protocol action	Service primitive	Final state	Timer	Protocol action	Service primitive	Final state	
	R-CSUI/ CDD		STOP T2		S-P-EXPT IND (FAIL)	x	STOP T2		S-P-EXPT IND (FAIL)	x	STOP T2		S-P-EXPT IND (FAIL)	x			S-P-EXPT IND (FAIL)	x	
	R-RSUI/ RDDP		STOP T2		S-P-EXPT IND (ERR) 3)	DS 7.1	STOP T2		S-P-EXPT IND (ERR) 3)	DS 7.1	STOP T2		S-P-EXPT IND (ERR) 3)	DS 7.1					DS 7.1
	R-RSUI/ RDRP		STOP T2		S-P-EXPT IND (FAIL)	x	STOP T2		S-P-EXPT IND (FAIL)	x	STOP T2		S-P-EXPT IND (FAIL)	x					DS 7.1
	R-CSUI/ CDR		STOP T2		S-P-EXPT IND (FAIL)	x	STOP T2		S-P-EXPT IND (FAIL)	x	STOP T2		S-P-EXPT IND (FAIL)	x				S-P-EXPT IND (FAIL)	x
	R-RSUI/ RDRP		STOP T2		S-P-EXPT IND (ERR) 3)	DS 7.1	STOP T2		S-P-EXPT IND (ERR) 3)	DS 7.1	STOP T2		S-P-EXPT IND (ERR) 3)	DS 7.1					DS 7.1
	R-RSUI/ RDRP		STOP T2		S-P-EXPT IND (FAIL)	x	STOP T2		S-P-EXPT IND (FAIL)	x	STOP T2		S-P-EXPT IND (FAIL)	x					DS 7.1
	R-CSUI/ CDUI		STOP T2		S-P-EXPT IND (FAIL)	x	STOP T2		S-P-EXPT IND (FAIL)	x	STOP T2		S-P-EXPT IND (FAIL)	x				S-P-EXPT IND (FAIL)	x
	R-RSUI/ RDGR		STOP T2		S-P-EXPT IND (ERR) 3)	DS 7.1	STOP T2		S-P-EXPT IND (ERR) 3)	DS 7.1	STOP T2		S-P-EXPT IND (ERR) 3)	DS 7.1					DS 7.1
	R-RSUI/ RDGR		STOP T2		S-P-EXPT IND (FAIL)	x	STOP T2		S-P-EXPT IND (FAIL)	x	STOP T2		S-P-EXPT IND (FAIL)	x					DS 7.1

TABLE H.1/T.62 (continued)

State transition tables for calling terminal

Calling terminal

State			9 Document send																
Event			DS 4.1				DS 5.1				DS 6.1				DS 7.1				
Local event	Protocol event	Service primitive	Timer	Protocol action	Service primitive	Final state	Timer	Protocol action	Service primitive	Final state	Timer	Protocol action	Service primitive	Final state	Timer	Protocol action	Service primitive	Final state	
	R-CSUI/ CDPB (I)		STOP T2		S-P-EXPT IND (FAIL)	x	STOP T2		S-P-EXPT IND (FAIL)	x	STOP T2		S-P-EXPT IND (FAIL)	x			S-P-EXPT IND (FAIL)	x	
	R-RSUI/ RDPBP (K) ^ K = R ^ S > R				S-SYNC MIN CONF R = R + 1	DS 2.1	RESTART T2		S-SYNC MIN CONF R = R + 1	DS 5.1	STOP T2		S-P-EXPT IND (ERR) 3)	DS 7.1			S-P-EXPT IND (FAIL)	x	DS 7.1
	R RSUI/ RDPBP (K) ^ K = R ^ S = R + 1		STOP T2		S-SYNC MIN CONF R = R + 1	DS 2.1	STOP T2		S-P-EXPT IND (ERR) 3)	DS 7.1	STOP T2		S-P-EXPT IND (ERR) 3)	DS 7.1			S-P-EXPT IND (FAIL)	x	DS 7.1
	R-RSUI/ RDPBN		STOP T2		S-U-EXPT IND 3)	DS 7.1	STOP T2		S-U-EXPT IND 3)	DS 7.1	STOP T2		S-P-EXPT IND (ERR) 3)	DS 7.1			S-P-EXPT IND (FAIL)	x	DS 7.1
	ANY OTHER COMMAND OR RESP. OR WRONG FORMAT IN CON- NECTION WITH RSUI		STOP T2		S-P-EXPT IND (ERR) 3)	DS 7.1	STOP T2		S-P-EXPT IND (ERR) 3)	DS 7.1	STOP T2		S-P-EXPT IND (ERR) 3)	DS 7.1			S-P-EXPT IND (FAIL)	x	DS 7.1

TABLE H.1/T.62 (continued)

State transition tables for calling terminal

Calling terminal

State			9 Document send															
Event			DS 4.1				DS 5.1				DS 6.1				DS 7.1			
Local event	Protocol event	Service primitive	Timer	Protocol action	Service primitive	Final state	Timer	Protocol action	Service primitive	Final state	Timer	Protocol action	Service primitive	Final state	Timer	Protocol action	Service primitive	Final state
	ANY OTHER COMMAND OR RESP. OR WRONG FORMAT		STOP T2		S-P-EXPT IND (FAIL)	x	STOP T2		S-P-EXPT IND (FAIL)	x	STOP T2		S-P-EXPT IND (FAIL)	x			S-P-EXPT IND (FAIL)	x
EXPIRY OF T1			(- - - - -)				(- - - - -)				(- - - - -)				(- - - - -)			
EXPIRY OF T2			STOP T2		S-P-EXPT IND (FAIL)	x	STOP T2		S-P-EXPT IND (FAIL)	x	STOP T2		S-P-EXPT IND (FAIL)	x	(- - - - -)			
EXPIRY OF T3			(- - - - -)				(- - - - -)				(- - - - -)				(- - - - -)			

TABLE H.1/T.62 (continued)

State transition tables for calling terminal

Calling terminal

State			9 Document send								Wait			
Event			DS 8.1				DS 9.1				10.1			
Local event	Protocol event	Service primitive	Timer	Protocol action	Service primitive	Final state	Timer	Protocol action	Service primitive	Final state	Timer	Protocol action	Service primitive	Final state
		S-CON REQ	(-.....)				(-.....)				(-.....)			
		S-REL REQ	(-.....)				(-.....)				(-.....)			
		S-CTRL GIVE REQ	(-.....)				(-.....)				(-.....)			
		S-CTRL GIVE RESP	(-.....)				(-.....)				(-.....)			
		S-SYNC MIN REQ (I)	(-.....)				(-.....)				(-.....)			
		S-SYNC MIN RESP (K) ^ K = Q	(-.....)				(-.....)				(-.....)			
		S-U-EXPT REQ	(-.....)				(-.....)				(-.....)			
		S-ACT END REQ (I)	(-.....)				(-.....)				(-.....)			
		S-ACT END RESP (K)	(-.....)				(-.....)				(-.....)			
		S-U-ABT REQ	START T3	S-CSA		14.1	START T3	S-CSA		14.1	START T3	S-CSA		14.1
		S-U-ABT RESP	(-.....)				(-.....)				(-.....)			

TABLE H.1/T.62 (continued)

State transition tables for calling terminal

Calling terminal

State			9 Document send								Wait			
Event			DS 8.1				DS 9.1				10.1			
Local event	Protocol event	Service primitive	Timer	Protocol action	Service primitive	Final state	Timer	Protocol action	Service primitive	Final state	Timer	Protocol action	Service primitive	Final state
		S-ACT BEG (START) REQ	(-.....)				(-.....)				(-.....)			
		S-ACT BEG (CONT) REQ (C)	(-.....)				(-.....)				(-.....)			
		S-DATA REQ	(-.....)				(-.....)				(-.....)			
		S-ACT DCAD REQ	(-.....)				(-.....)				(-.....)			
		S-ACT DCAD RESP	(-.....)				(-.....)				(-.....)			
		S-ACT INT REQ	(-.....)				(-.....)				(-.....)			
		S-ACT INT RESP	(-.....)				(-.....)				(-.....)			
		S-CAPAB DATA REQ	(-.....)				(-.....)				(-.....)			
		S-CAPAB DATA RESP	(-.....)				(-.....)				(-.....)			
		T-CON CONF	(-.....)				(-.....)				(-.....)			
		T-DISCON IND	STOP T2		S-P-ABT IND	0.1	STOP T2		S-P-ABT IND	0.1	STOP T2		S-P-ABT IND	0.1

TABLE H.1/T.62 (continued)

State transition tables for calling terminal

Calling terminal

State			9 Document send								Wait			
Event			DS 8.1				DS 9.1				10.1			
Local event	Protocol event	Service primitive	Timer	Protocol action	Service primitive	Final state	Timer	Protocol action	Service primitive	Final state	Timer	Protocol action	Service primitive	Final state
		T-EXPT IND				DS 8.1				DS 9.1				
			STOP T2		S-P-EXPT IND (FAIL)	x	STOP T2		S-P-EXPT IND (FAIL)	x	STOP T2		S-P-EXPT IND (FAIL)	x
	R-CSS		STOP T2		S-P-EXPT IND (FAIL)	x	STOP T2		S-P-EXPT IND (FAIL)	x	STOP T2		S-P-EXPT IND (FAIL)	x
	R-RSSP		STOP T2		S-P-EXPT IND (FAIL)	x	STOP T2		S-P-EXPT IND (FAIL)	x	STOP T2		S-P-EXPT IND (FAIL)	x
	R-RSSN		STOP T2		S-P-EXPT IND (FAIL)	x	STOP T2		S-P-EXPT IND (FAIL)	x	STOP T2		S-P-EXPT IND (FAIL)	x
	R-CSE		STOP T2		S-P-EXPT IND (FAIL)	x	STOP T2		S-P-EXPT IND (FAIL)	x	STOP T2		S-P-EXPT IND (FAIL)	x
	R-RSEP		STOP T2		S-P-EXPT IND (FAIL)	x	STOP T2		S-P-EXPT IND (FAIL)	x	STOP T2		S-P-EXPT IND (FAIL)	x
	R-CSA		STOP T2		S-ABT IND	7.1	STOP T2		S-ABT IND	7.1	STOP T2		S-ABT IND	7.1
	R-RSAP		STOP T2		S-P-EXPT IND (FAIL)	x	STOP T2		S-P-EXPT IND (FAIL)	x	STOP T2		S-P-EXPT IND (FAIL)	x
	R-CSCC		STOP T2		S-P-EXPT IND (FAIL)	x	STOP T2		S-P-EXPT IND (FAIL)	x	STOP T2		S-P-EXPT IND (FAIL)	x

TABLE H.1/T.62 (continued)

State transition tables for calling terminal

Calling terminal

State			9 Document send								Wait			
Event			DS 8.1				DS 9.1				10.1			
Local event	Protocol event	Service primitive	Timer	Protocol action	Service primitive	Final state	Timer	Protocol action	Service primitive	Final state	Timer	Protocol action	Service primitive	Final state
	R-RSCCP		STOP T2		S-P-EXPT IND (FAIL)	x	STOP T2		S-P-EXPT IND (FAIL)	x	STOP T2 START T1		S-CTRL GIVE CONF	DR 1.1
	R-CSUI/CDS		STOP T2		S-P-EXPT IND (FAIL)	x	STOP T2		S-P-EXPT IND (FAIL)	x	STOP T2		S-P-EXPT IND (FAIL)	x
	R-CSUI/CDC (C)		STOP T2		S-P-EXPT IND (FAIL)	x	STOP T2		S-P-EXPT IND (FAIL)	x	STOP T2		S-P-EXPT IND (FAIL)	x
	R-CSUI/CDCL		STOP T2		S-P-EXPT IND (FAIL)	x	STOP T2		S-P-EXPT IND (FAIL)	x	STOP T2		S-P-EXPT IND (FAIL)	x
	R-RSUI/RDCLP					DS 8.1				DS 9.1	STOP T2		S-P-EXPT IND (FAIL)	x
	R-CSUI/CDE (I)		STOP T2		S-P-EXPT IND (FAIL)	x	STOP T2		S-P-EXPT IND (FAIL)	x	STOP T2		S-P-EXPT IND (FAIL)	x
	R-RSUI/RDEP (K)					DS 8.1				DS 9.1	STOP T2		S-P-EXPT IND (FAIL)	x
	R-CSUI/CDD		STOP T2		S-P-EXPT IND (FAIL)	x	STOP T2		S-P-EXPT IND (FAIL)	x	STOP T2		S-P-EXPT IND (FAIL)	x
	R-RSUI/RDDP					DS 8.1	STOP T2		S-ACT DCAD CONF	DS 1.1	STOP T2		S-P-EXPT IND (FAIL)	x

TABLE H.1/T.62 (continued)

State transition tables for calling terminal

Calling terminal

State			9 Document send								Wait			
Event			DS 8.1				DS 9.1				10.1			
Local event	Protocol event	Service primitive	Timer	Protocol action	Service primitive	Final state	Timer	Protocol action	Service primitive	Final state	Timer	Protocol action	Service primitive	Final state
	R-CSUI/CDR		STOP T2		S-P-EXPT IND (FAIL)	x	STOP T2		S-P-EXPT IND (FAIL)	x	STOP T2		S-P-EXPT IND (FAIL)	x
	R-RSUI/RDRP		STOP T2		S-ACT INT CONF	DS 1.1				DS 9.1	STOP T2		S-P-EXPT IND (FAIL)	x
	R-CSUI/CDUI		STOP T2		S-P-EXPT IND (FAIL)	x	STOP T2		S-P-EXPT IND (FAIL)	x	STOP T2		S-P-EXPT IND (FAIL)	x
	R-RSUI/RDGR					DS 8.1				DS 9.1	STOP T2		S-P-EXPT IND (FAIL)	x
	R-CSUI/CDPB (I)		STOP T2		S-P-EXPT IND (FAIL)	x	STOP T2		S-P-EXPT IND (FAIL)	x	STOP T2		S-P-EXPT IND (FAIL)	x
	R-RSUI/RDPBP (K)					DS 8.1				DS 9.1	STOP T2		S-P-EXPT IND (FAIL)	x
	R-RSUI/RDPBN					DS 8.1				DS 9.1	STOP T2		S-P-EXPT IND (FAIL)	x
	ANY OTHER DOCUMENT COMMAND OR RESP. OR WRONG FORMAT IN CONNECTION WITH RSUI					DS 8.1				DS 9.1	STOP T2		S-P-EXPT IND (FAIL)	x

TABLE H.1/T.62 (continued)

State transition tables for calling terminal

Calling terminal

Event			State		9 Document send						Wait			
			DS 8.1			DS 9.1			10.1					
Local event	Protocol event	Service primitive	Timer	Protocol action	Service primitive	Final state	Timer	Protocol action	Service primitive	Final state	Timer	Protocol action	Service primitive	Final state
	ANY OTHER COMMAND OR RESP. OR WRONG FORMAT		STOP T2		S-P-EXPT IND (FAIL)	x	STOP T2		S-P-EXPT IND (FAIL)	x	STOP T2		S-P-EXPT IND (FAIL)	x
EXPIRY OF T1			(- - - - -)			(- - - - -)			(- - - - -)					
EXPIRY OF T2			STOP T2		S-P-EXPT IND (FAIL)	x	STOP T2		S-P-EXPT IND (FAIL)	x	STOP T2		S-P-EXPT IND (FAIL)	x
EXPIRY OF T3			(- - - - -)			(- - - - -)			(- - - - -)					

TABLE H.1/T.62 (continued)

State transition tables for calling terminal

Calling terminal

State			11 Document receive															
			DR 1.1				DR 2.1				DR 3.1				DR 4.1			
Local event	Protocol event	Service primitive	Timer	Protocol action	Service primitive	Final state	Timer	Protocol action	Service primitive	Final state	Timer	Protocol action	Service primitive	Final state	Timer	Protocol action	Service primitive	Final state
		S-CON REQ	(-.....)				(-.....)				(-.....)				(-.....)			
		S-REL REQ	(-.....)				(-.....)				(-.....)				(-.....)			
		S-CTRL GIVE REQ	(-.....)				(-.....)				(-.....)				(-.....)			
		S-CTRL GIVE RESP	(-.....)				(-.....)				(-.....)				(-.....)			
		S-SYNC MIN REQ (I)	(-.....)				(-.....)				(-.....)				(-.....)			
		S-SYNC MIN RESP (K) ^ K = Q	(-.....)				RESTART T1	S-RSUI/RDPBP (K)	COUNTER: Q = Q + 1	DR 2.1	RESTART T1	S-RSUI/RDPBP (K)	COUNTER: Q = Q + 1	DR 3.1	START T1	S-RSUI/RDPBP (K)	COUNTER: Q = Q + 1	DR 2.1
		S-U-EXPT REQ	(-.....)				RESTART T1	S-RSUI/RDPBN		DR 7.1	RESTART T1	S-RSUI/RDPBN		DR 7.1	START T1	S-RSUI/RDPBN		DR 7.1
		S-ACT END REQ (I)	(-.....)				(-.....)				(-.....)				(-.....)			
		S-ACT END RESP (K)	(-.....)				(-.....)				(-.....)				(-.....)			
		S-U-ABT REQ	START T3	S-CSA		14.1	START T3	S-CSA		14.1	START T3	S-CSA		14.1	START T3	S-CSA		14.1

TABLE H.1/T.62 (continued)

State transition tables for calling terminal

Calling terminal

Event			11 Document receive															
			DR 1.1				DR 2.1				DR 3.1				DR 4.1			
Local event	Protocol event	Service primitive	Timer	Protocol action	Service primitive	Final state	Timer	Protocol action	Service primitive	Final state	Timer	Protocol action	Service primitive	Final state	Timer	Protocol action	Service primitive	Final state
		S-U-ABT RESP	(- - - - -)				(- - - - -)				(- - - - -)				(- - - - -)			
		S-ACT BEG (START) REQ	(- - - - -)				(- - - - -)				(- - - - -)				(- - - - -)			
		S-ACT BEG (CONT) REQ (C)	(- - - - -)				(- - - - -)				(- - - - -)				(- - - - -)			
		S-DATA REQ	(- - - - -)				(- - - - -)				(- - - - -)				(- - - - -)			
		S-ACT DCAD REQ	(- - - - -)				(- - - - -)				(- - - - -)				(- - - - -)			
		S-ACT DCAD RESP	(- - - - -)				(- - - - -)				(- - - - -)				(- - - - -)			
		S-ACT INT REQ	(- - - - -)				(- - - - -)				(- - - - -)				(- - - - -)			
		S-ACT INT RESP	(- - - - -)				(- - - - -)				(- - - - -)				(- - - - -)			
		S-CAPAB DATA REQ	(- - - - -)				(- - - - -)				(- - - - -)				(- - - - -)			

TABLE H.1/T.62 (continued)

State transition tables for calling terminal

Calling terminal

State			11 Document receive															
Event			DR 1.1				DR 2.1				DR 3.1				DR 4.1			
Local event	Protocol event	Service primitive	Timer	Protocol action	Service primitive	Final state	Timer	Protocol action	Service primitive	Final state	Timer	Protocol action	Service primitive	Final state	Timer	Protocol action	Service primitive	Final state
		S-CAPAB DATA RESP	(-.....)				(-.....)				(-.....)				(-.....)			
		T-CON CONF	(-.....)				(-.....)				(-.....)				(-.....)			
		T-DISCON IND	STOP T1		S-P-ABT IND	0.1	STOP T1		S-P-ABT IND	0.1	STOP T1		S-P-ABT IND	0.1			S-P-ABT IND	0.1
		T-EXPT IND			S-P-EXPT IND (ERR) 3	DR 1.1			S-P-EXPT IND (ERR) 3	DR 2.1			S-P-EXPT IND (ERR) 3	DR 3.1			S-P-EXPT IND (ERR) 3	DR 4.1
			STOP T1		S-P-EXPT IND (FAIL)	x	STOP T1		S-P-EXPT IND (FAIL)	x	STOP T1		S-P-EXPT IND (FAIL)	x			S-P-EXPT IND (FAIL)	x
	R-CSS		STOP T1		S-P-EXPT IND (FAIL)	x	STOP T1		S-P-EXPT IND (FAIL)	x	STOP T1		S-P-EXPT IND (FAIL)	x			S-P-EXPT IND (FAIL)	x
	R-RSSP		STOP T1		S-P-EXPT IND (FAIL)	x	STOP T1		S-P-EXPT IND (FAIL)	x	STOP T1		S-P-EXPT IND (FAIL)	x			S-P-EXPT IND (FAIL)	x
	R-RSSN		STOP T1		S-P-EXPT IND (FAIL)	x	STOP T1		S-P-EXPT IND (FAIL)	x	STOP T1		S-P-EXPT IND (FAIL)	x			S-P-EXPT IND (FAIL)	x
	R-CSE		STOP T1		S-P-EXPT IND (FAIL)	x	STOP T1		S-P-EXPT IND (FAIL)	x	STOP T1		S-P-EXPT IND (FAIL)	x			S-P-EXPT IND (FAIL)	x
	R-RSEP		STOP T1		S-P-EXPT IND (FAIL)	x	STOP T1		S-P-EXPT IND (FAIL)	x	STOP T1		S-P-EXPT IND (FAIL)	x			S-P-EXPT IND (FAIL)	x

TABLE H.1/T.62 (continued)

State transition tables for calling terminal

Calling terminal

State			11 Document receive															
Event			DR 1.1				DR 2.1				DR 3.1				DR 4.1			
Local event	Protocol event	Service primitive	Timer	Protocol action	Service primitive	Final state	Timer	Protocol action	Service primitive	Final state	Timer	Protocol action	Service primitive	Final state	Timer	Protocol action	Service primitive	Final state
	R-CSA		STOP T1		S-ABT IND	7.1	STOP T1		S-ABT IND	7.1	STOP T1		S-ABT IND	7.1			S-ABT IND	7.1
	R-RSAP		STOP T1		S-P-EXPT IND (FAIL)	x	STOP T1		S-P-EXPT IND (FAIL)	x	STOP T1		S-P-EXPT IND (FAIL)	x			S-P-EXPT IND (FAIL)	x
	R-CSCC		STOP T1		S-CTRL GIVE IND	12.1	STOP T1		S-P-EXPT IND (FAIL)	x	STOP T1		S-P-EXPT IND (FAIL)	x			S-P-EXPT IND (FAIL)	x
	R-RSCCP		STOP T1		S-P-EXPT IND (FAIL)	x	STOP T1		S-P-EXPT IND (FAIL)	x	STOP T1		S-P-EXPT IND (FAIL)	x			S-P-EXPT IND (FAIL)	x
	R-CSUI/ CDS		RESTART T1		S-ACT (START) IND P = Q = 1	DR 2.1	RESTART T1	S-RSUI/ RDGR	S-P-EXPT IND (ERR) 3)	DR 7.1	RESTART T1	R-RSUI/ RDGR	S-P-EXPT IND (ERR) 3)	DR 7.1	START T1	S-RSUI/ RDGR	S-P-EXPT IND (ERR) 3)	DR 7.1
							STOP T1		S-P-EXPT IND (FAIL)	x	STOP T1		S-P-EXPT IND (FAIL)	x			S-P-EXPT IND (FAIL)	x
	R-CSUI/ CDC (C)		RESTART T1		S-ACT (CONT) IND P = Q = C + 1	DR 2.1	RESTART T1	S-RSUI/ RDGR	S-P-EXPT IND (ERR) 3)	DR 7.1	RESTART T1	S-RSUI/ RDGR	S-P-EXPT IND (ERR) 3)	DR 7.1	START T1	S-RSUI/ RDGR	S-P-EXPT IND (ERR) 3)	DR 7.1
							STOP T1		S-P-EXPT IND (FAIL)	x	STOP T1		S-P-EXPT IND (FAIL)	x			S-P-EXPT IND (FAIL)	x
	R-CSUI/ CDCL		STOP T1		S-CAPAB DATA IND	DR 6.1	RESTART T1	S-RSUI/ RDGR	S-P-EXPT IND (ERR) 3)	DR 7.1	RESTART T1	S-RSUI/ RDGR	S-P-EXPT IND (ERR) 3)	DR 7.1	START T1	S-RSUI/ RDGR	S-P-EXPT IND (ERR) 3)	DR 7.1
							STOP T1		S-P-EXPT IND (FAIL)	x	STOP T1		S-P-EXPT IND (FAIL)	x			S-P-EXPT IND (FAIL)	x

TABLE H.1/T.62 (continued)

State transition tables for calling terminal

Calling terminal

State			11 Document receive															
Event			DR 1.1				DR 2.1				DR 3.1				DR 4.1			
Local event	Protocol event	Service primitive	Timer	Protocol action	Service primitive	Final state	Timer	Protocol action	Service primitive	Final state	Timer	Protocol action	Service primitive	Final state	Timer	Protocol action	Service primitive	Final state
	R-RSUI/RDCLP		STOP T1		S-P-EXPT IND (FAIL)	x	STOP T1		S-P-EXPT IND (FAIL)	x	STOP T1		S-P-EXPT IND (FAIL)	x			S-P-EXPT IND (FAIL)	x
	R CSUI/CDE (I) \wedge (P-Q) \leq (W-1) \wedge I = P		RESTART T1	S-RSUI/RDGR	S-P-EXPT IND (ERR) 3)	DR 7.1	RESTART T1	S-RSUI/RDGR	S-P-EXPT IND (ERR) 3)	DR 7.1					START T1	S-RSUI/RDGR	S-P-EXPT IND (ERR) 3)	DR 7.1
			STOP T1		S-P-EXPT IND (FAIL)	x	STOP T1		S-P-EXPT IND (FAIL)	x	STOP T1		S-ACT END IND	DR 5.1			S-P-EXPT IND (FAIL)	x
	R-RSUI/RDEP (K)		STOP T1		S-P-EXPT IND (FAIL)	x	STOP T1		S-P-EXPT IND (FAIL)	x	STOP T1		S-P-EXPT IND (FAIL)	x			S-P-EXPT IND (FAIL)	x
	R-CSUI/CDD		STOP T1		S-ACT DCAD IND	DR 9.1	STOP T1		S-ACT DCAD IND	DR 9.1	STOP T1		S-ACT DCAD IND	DR 9.1			S-ACT DCAD IND	DR 9.1
	R-RSUI/RDDP		STOP T1		S-P-EXPT IND (FAIL)	x	STOP T1		S-P-EXPT IND (FAIL)	x	STOP T1		S-P-EXPT IND (FAIL)	x			S-P-EXPT IND (FAIL)	x
	R-CSUI/CDR		STOP T1		S-ACT INT IND	DR 8.1	STOP T1		S-ACT INT IND	DR 8.1	STOP T1		S-ACT INT IND	DR 8.1			S-ACT INT IND	DR 8.1
	R-RSUI/RDRP		STOP T1		S-P-EXPT IND (FAIL)	x	STOP T1		S-P-EXPT IND (FAIL)	x	STOP T1		S-P-EXPT IND (FAIL)	x			S-P-EXPT IND (FAIL)	x
	R-CSUI/CDUI		RESTART T1	S-RSUI/RDGR	S-P-EXPT IND (ERR) 3)	DR 7.1									START T1	S-RSUI/RDGR	S-P-EXPT IND (ERR) 3)	DR 7.1
			STOP T1		S-P-EXPT IND (FAIL)	x		RESTART T1		S-DATA IND	DR 3.1	RESTART T1		S-DATA IND	DR 3.1			S-P-EXPT IND (FAIL)

TABLE H.1/T.62 (continued)

State transition tables for calling terminal

Calling terminal

State			11 Document receive															
Event			DR 1.1				DR 2.1				DR 3.1				DR 4.1			
Local event	Protocol event	Service primitive	Timer	Protocol action	Service primitive	Final state	Timer	Protocol action	Service primitive	Final state	Timer	Protocol action	Service primitive	Final state	Timer	Protocol action	Service primitive	Final state
	R-RSUI/ RDGR		STOP T1		S-P-EXPT IND (FAIL)	x	STOP T1		S-P-EXPT IND (FAIL)	x	STOP T1		S-P-EXPT IND (FAIL)	x			S-P-EXPT IND (FAIL)	x
	R CSUI/ CDPB (1)		RESTART T1	S-RSUI/ RDGR	S-P-EXPT IND (ERR) 3)	DR 7.1	RESTART T1		S-SYNC MIN IND 5)	DR 2.1 3)	RESTART T1		S-SYNC MIN IND	DR 2.1			S-SYNC MIN IND 5)	DR 4.1 3)
	$\wedge (P-Q) < (W-1)$ $\wedge I = P$		STOP T1		S-P-EXPT IND (FAIL)	x	RESTART T1	S-RSUI/ RDGR	S-P-EXPT IND (ERR) 3)	DR 7.1			START T1		S-RSUI/ RDGR	S-P-EXPT IND (ERR) 3)	DR 7.1	
	R CSUI/ CDPB (1)		RESTART T1	S-RSUI/ RDGR	S-P-EXPT IND (ERR) 3)	DR 7.1	RESTART T1		S-SYNC MIN IND 5)	DR 2.1 3)	STOP T1		S-SYNC MIN IND	DR 4.1			S-SYNC MIN IND 5)	DR 4.1 3)
	$\wedge (P-Q) = (W-1)$ $\wedge I = P$		STOP T1		S-P-EXPT IND (FAIL)	x	RESTART T1	S-RSUI/ RDGR	S-P-EXPT IND (ERR) 3)	DR 7.1			START T1		S-RSUI/ RDGR	S-P-EXPT IND (ERR) 3)	DR 7.1	
	R-CSUI CDPB (1)		RESTART T1	S-RSUI/ RDGR	S-P-EXPT IND (ERR) 3)	DR 7.1	RESTART T1		S-SYNC MIN IND 5)	DR 2.1 3)	RESTART T1		S-SYNC MIN IND 6)	DR 2.1 3)			S-SYNC MIN IND 5)	DR 4.1 3)
	$\wedge I \neq P$		STOP T1		S-P-EXPT IND (FAIL)	x	RESTART T1	S-RSUI/ RDGR	S-P-EXPT IND (ERR) 3)	DR 7.1	RESTART T1	S-RSUI/ RDGR	S-P-EXPT IND (ERR) 3)	DR 7.1	START T1	S-RSUI/ RDGR	S-P-EXPT IND (ERR) 3)	DR 7.1
							STOP T1		S-P-EXPT IND (FAIL)	x	STOP T1		S-P-EXPT IND (FAIL)	x			S-P-EXPT IND (FAIL)	x

TABLE H.1/T.62 (continued)

State transition tables for calling terminal

Calling terminal

State			11 Document receive																
			DR 1.1				DR 2.1				DR 3.1				DR 4.1				
Event	Local event	Protocol event	Service primitive	Timer	Protocol action	Service primitive	Final state	Timer	Protocol action	Service primitive	Final state	Timer	Protocol action	Service primitive	Final state	Timer	Protocol action	Service primitive	Final state
	R-RSUI/RDPBP (K)			STOP T1		S-P-EXPT IND (FAIL)	x	STOP T1		S-P-EXPT IND (FAIL)	x	STOP T1		S-P-EXPT IND (FAIL)	x			S-P-EXPT IND (FAIL)	x
	R-RSUI/RDPBN			STOP T1		S-P-EXPT IND (FAIL)	x	STOP T1		S-P-EXPT IND (FAIL)	x	STOP T1		S-P-EXPT IND (FAIL)	x			S-P-EXPT IND (FAIL)	x
	ANY OTHER DOCUMENT COMMAND OR RESP. OR WRONG FORMAT IN CONNECTION WITH CSUI			RESTART T1	S-RSUI/RDGR	S-P-EXPT IND (ERR) 3)	DR 7.1	RESTART T1	S-RSUI/RDGR	S-P-EXPT IND (ERR) 3)	DR 7.1	RESTART T1	S-RSUI/RDGR	S-P-EXPT IND (ERR) 3)	DR 7.1	START T1	S-RSUI/RDGR	S-P-EXPT IND (ERR) 3)	DR 7.1
	ANY OTHER COMMAND OR RESP. OR WRONG FORMAT			STOP T1		S-P-EXPT IND (FAIL)	x	STOP T1		S-P-EXPT IND (FAIL)	x	STOP T1		S-P-EXPT IND (FAIL)	x			S-P-EXPT IND (FAIL)	x
EXPIRY OF T1				STOP T1		S-P-EXPT IND (FAIL)	x	STOP T1		S-P-EXPT IND (FAIL)	x	STOP T1		S-P-EXPT IND (FAIL)	x	(-----)			
EXPIRY OF T2				(-----)				(-----)				(-----)				(-----)			
EXPIRY OF T3				(-----)				(-----)				(-----)				(-----)			

TABLE H.1/T.62 (continued)

State transition tables for calling terminal

Calling terminal

Event			State		11 Document receive															
					DR 5.1				DR 6.1				DR 7.1				DR 8.1			
Local event	Protocol event	Service primitive	Timer	Protocol action	Service primitive	Final state	Timer	Protocol action	Service primitive	Final state	Timer	Protocol action	Service primitive	Final state	Timer	Protocol action	Service primitive	Final state		
		S-CON REQ	(- - - - -)				(- - - - -)				(- - - - -)				(- - - - -)					
		S-REL REQ	(- - - - -)				(- - - - -)				(- - - - -)				(- - - - -)					
		S-CTRL GIVE REQ	(- - - - -)				(- - - - -)				(- - - - -)				(- - - - -)					
		S-CTRL GIVE RESP	(- - - - -)				(- - - - -)				(- - - - -)				(- - - - -)					
		S-SYNC MIN REQ (I)	(- - - - -)				(- - - - -)				(- - - - -)				(- - - - -)					
		S-SYNC MIN RESP (K) ^ K = Q		S-RSUI/RDPBP (K)	COUNTER: Q = Q + 1	DR 5.1	(- - - - -)				(- - - - -)				(- - - - -)					
		S-U-EXPT REQ	START T1	S-RSUI/RDPBN		DR 7.1	(- - - - -)				(- - - - -)				(- - - - -)					
		S-ACT END REQ (I)	(- - - - -)				(- - - - -)				(- - - - -)				(- - - - -)					
		S-ACT END RESP (K)	START T1	S-RSUI/RDEP		DR 1.1	(- - - - -)				(- - - - -)				(- - - - -)					
		S-U-ABT REQ	START T3	S-CSA		14.1	START T3	S-CSA		14.1	START T3	S-CSA		14.1	START T3	S-CSA		14.1		

TABLE H.1/T.62 (continued)

State transition tables for calling terminal

Calling terminal

State			11 Document receive																		
			DR 5.1				DR 6.1				DR 7.1				DR 8.1						
Event	Local event	Protocol event	Service primitive	Timer	Protocol action	Service primitive	Final state	Timer	Protocol action	Service primitive	Final state	Timer	Protocol action	Service primitive	Final state	Timer	Protocol action	Service primitive	Final state		
			S-U-ABT RESP	(- - - - -)				(- - - - -)				(- - - - -)				(- - - - -)					
			S-ACT BEG (START) REQ	(- - - - -)				(- - - - -)				(- - - - -)				(- - - - -)					
			S-ACT BEG (CONT) REQ (C)	(- - - - -)				(- - - - -)				(- - - - -)				(- - - - -)					
			S-DATA REQ	(- - - - -)				(- - - - -)				(- - - - -)				(- - - - -)					
			S-ACT DCAD REQ	(- - - - -)				(- - - - -)				(- - - - -)				(- - - - -)					
			S-ACT DCAD RESP	(- - - - -)				(- - - - -)				(- - - - -)				(- - - - -)					
			S-ACT INT REQ	(- - - - -)				(- - - - -)				(- - - - -)				(- - - - -)					
			S-ACT INT RESP	(- - - - -)				(- - - - -)				(- - - - -)				START T1	S-RSUI/RDRP				DR 1.1
			S-CAPAB DATA REQ	(- - - - -)				(- - - - -)				(- - - - -)				(- - - - -)					
			S-CAPAB DATA RESP	(- - - - -)				START T1	S-RSUI/RDCLP			DR 1.1	(- - - - -)				(- - - - -)				

TABLE H.1/T.62 (continued)

State transition tables for calling terminal

Calling terminal

State			11 Document receive															
Event			DR 5.1				DR 6.1				DR 7.1				DR 8.1			
Local event	Protocol event	Service primitive	Timer	Protocol action	Service primitive	Final state	Timer	Protocol action	Service primitive	Final state	Timer	Protocol action	Service primitive	Final state	Timer	Protocol action	Service primitive	Final state
		T-CON CONF	(- - - - -)				(- - - - -)				(- - - - -)				(- - - - -)			
		T-DISCON IND			S-P-ABT IND	0.1			S-P-ABT IND	0.1	STOP T1		S-P-ABT IND	0.1			S-P-ABT IND	0.1
		T-EXPT IND			S-P-EXPT IND (ERR) 3)	DR 5.1			S-P-EXPT IND (ERR) 3)	DR 6.1	STOP T1		S-P-EXPT IND (FAIL)	x			S-P-EXPT IND (FAIL)	x
			S-P-EXPT IND (FAIL)	x		S-P-EXPT IND (FAIL)	x		S-P-EXPT IND (FAIL)	x								
	R-CSS				S-P-EXPT IND (FAIL)	x			S-P-EXPT IND (FAIL)	x	STOP T1		S-P-EXPT IND (FAIL)	x			S-P-EXPT IND (FAIL)	x
	R-RSSP				S-P-EXPT IND (FAIL)	x			S-P-EXPT IND (FAIL)	x	STOP T1		S-P-EXPT IND (FAIL)	x			S-P-EXPT IND (FAIL)	x
	R-RSSN				S-P-EXPT IND (FAIL)	x			S-P-EXPT IND (FAIL)	x	STOP T1		S-P-EXPT IND (FAIL)	x			S-P-EXPT IND (FAIL)	x
	R-CSE				S-P-EXPT IND (FAIL)	x			S-P-EXPT IND (FAIL)	x	STOP T1		S-P-EXPT IND (FAIL)	x			S-P-EXPT IND (FAIL)	x
	R-RSEP				S-P-EXPT IND (FAIL)	x			S-P-EXPT IND (FAIL)	x	STOP T1		S-P-EXPT IND (FAIL)	x			S-P-EXPT IND (FAIL)	x
	R-CSA				S-ABT IND	7.1			S-ABT IND	7.1	STOP T1		S-ABT IND	7.1			S-ABT IND	7.1
	R-RSAP				S-P-EXPT IND (FAIL)	x			S-P-EXPT IND (FAIL)	x	STOP T1		S-P-EXPT IND (FAIL)	x			S-P-EXPT IND (FAIL)	x

TABLE H.1/T.62 (continued)

State transition tables for calling terminal

Calling terminal

State			11 Document receive															
			DR 5.1				DR 6.1				DR 7.1				DR 8.1			
Local event	Protocol event	Service primitive	Timer	Protocol action	Service primitive	Final state	Timer	Protocol action	Service primitive	Final state	Timer	Protocol action	Service primitive	Final state	Timer	Protocol action	Service primitive	Final state
	R-CSCC				S-P-EXPT IND (FAIL)	x			S-P-EXPT IND (FAIL)	x	STOP T1		S-P-EXPT IND (FAIL)	x			S-P-EXPT IND (FAIL)	x
	R-RSCCP				S-P-EXPT IND (FAIL)	x			S-P-EXPT IND (FAIL)	x	STOP T1		S-P-EXPT IND (FAIL)	x			S-P-EXPT IND (FAIL)	x
	R-CSUI/ CDS		START T1	S-RSUI/ RDGR	S-P-EXPT IND (ERR) 3)	DR 7.1	START T1	S-RSUI/ RDGR	S-P-EXPT IND (ERR) 3)	DR 7.1				DR 7.1			S-P-EXPT IND (FAIL)	x
						S-P-EXPT IND (FAIL)	x			S-P-EXPT IND (FAIL)	x							
	R-CSUI/ CDC (C)		START T1	S-RSUI/ RDGR	S-P-EXPT IND (ERR) 3)	DR 7.1	START T1	S-RSUI/ RDGR	S-P-EXPT IND (ERR) 3)	DR 7.1				DR 7.1			S-P-EXPT IND (FAIL)	x
						S-P-EXPT IND (FAIL)	x			S-P-EXPT IND (FAIL)	x							
	R-CSUI/ CDCL		START T1	S-RSUI/ RDGR	S-P-EXPT IND (ERR) 3)	DR 7.1	START T1	S-RSUI/ RDGR	S-P-EXPT IND (ERR) 3)	DR 7.1				DR 7.1			S-P-EXPT IND (FAIL)	x
						S-P-EXPT IND (FAIL)	x			S-P-EXPT IND (FAIL)	x							
	R-RSUI/ RDCLP				S-P-EXPT IND (FAIL)	x			S-P-EXPT IND (FAIL)	x	STOP T1		S-P-EXPT IND (FAIL)	x			S-P-EXPT IND (FAIL)	x

TABLE H.1/T.62 (continued)

State transition tables for calling terminal

Calling terminal

State			11 Document receive															
			DR 5.1				DR 6.1				DR 7.1				DR 8.1			
Local event	Protocol event	Service primitive	Timer	Protocol action	Service primitive	Final state	Timer	Protocol action	Service primitive	Final state	Timer	Protocol action	Service primitive	Final state	Timer	Protocol action	Service primitive	Final state
	R-CSUI/ CDE (I)		START T1	S-RSUI/ RDGR	S-P-EXPT IND (ERR) 3)	DR 7.1	START T1	S-RSUI/ RDGR	S-P-EXPT IND (ERR) 3)	DR 7.1				DR 7.1			S-P-EXPT IND (FAIL)	x
					S-P-EXPT IND (FAIL)	x			S-P-EXPT IND (FAIL)	x								
	R-RSUI/ RDEP (K)				S-P-EXPT IND (FAIL)	x			S-P-EXPT IND (FAIL)	x	STOP T1		S-P-EXPT IND (FAIL)	x			S-P-EXPT IND (FAIL)	x
	R-CSUI/ CDD				S-ACT DCAD IND	DR 9.1	START T1	S-RSUI/ RDGR	S-P-EXPT IND (ERR) 3)	DR 7.1			S-ACT DCAD IND	DR 9.1			S-P-EXPT IND (FAIL)	x
									S-P-EXPT IND (FAIL)	x	STOP T1							
	R-RSUI/ RDDP				S-P-EXPT IND (FAIL)	x			S-P-EXPT IND (FAIL)	x	STOP T1		S-P-EXPT IND (FAIL)	x			S-P-EXPT IND (FAIL)	x
	R-CSUI/ CDR				S-ACT INT IND	DR 8.1			S-ACT INT IND	DR 8.1	STOP T1		S-ACT INT IND	DR 8.1			S-P-EXPT IND (FAIL)	x
	R-RSUI/ RDRP				S-P-EXPT IND (FAIL)	x			S-P-EXPT IND (FAIL)	x	STOP T1		S-P-EXPT IND (FAIL)	x			S-P-EXPT IND (FAIL)	x

TABLE H.1/T.62 (continued)

State transition tables for calling terminal

Calling terminal

Event			State		11 Document receive														
					DR 5.1				DR 6.1				DR 7.1				DR 8.1		
Local event	Protocol event	Service primitive	Timer	Protocol action	Service primitive	Final state	Timer	Protocol action	Service primitive	Final state	Timer	Protocol action	Service primitive	Final state	Timer	Protocol action	Service primitive	Final state	
	R-CSUI/CDUI		START T1	S-RSUI/RDGR	S-P-EXPT IND (ERR) 3)	DR 7.1	START T1	S-RSUI/RDGR	S-P-EXPT IND (ERR) 3)	DR 7.1				DR 7.1			S-P-EXPT IND (FAIL)	x	
					S-P-EXPT IND (FAIL)	x			S-P-EXPT IND (FAIL)	x									
	R-RSUI/RDGR				S-P-EXPT IND (FAIL)	x			S-P-EXPT IND (FAIL)	x	STOP T1		S-P-EXPT IND (FAIL)	x			S-P-EXPT IND (FAIL)	x	
	R-CSUI/CDPB (I)		(-.....)				START T1	S-RSUI/RDGR	S-P-EXPT IND (ERR) 3)	DR 7.1					DR 7.1			S-P-EXPT IND (FAIL)	x
			START T1	S-RSUI/RDGR	S-P-EXPT IND (ERR) 3)	DR 7.1			S-P-EXPT IND (FAIL)	x									
					S-P-EXPT IND (FAIL)	x			S-P-EXPT IND (FAIL)	x	STOP T1		S-P-EXPT IND (FAIL)	x			S-P-EXPT IND (FAIL)	x	
	R-RSUI/RDPBP (K)				S-P-EXPT IND (FAIL)	x			S-P-EXPT IND (FAIL)	x	STOP T1		S-P-EXPT IND (FAIL)	x			S-P-EXPT IND (FAIL)	x	
	R-RSUI/RDPBN				S-P-EXPT IND (FAIL)	x			S-P-EXPT IND (FAIL)	x	STOP T1		S-P-EXPT IND (FAIL)	x			S-P-EXPT IND (FAIL)	x	

TABLE H.1/T.62 (continued)

State transition tables for calling terminal

Calling terminal

State			11 Document receive																	
Event			DR 5.1				DR 6.1				DR 7.1				DR 8.1					
Local event	Protocol event	Service primitive	Timer	Protocol action	Service primitive	Final state	Timer	Protocol action	Service primitive	Final state	Timer	Protocol action	Service primitive	Final state	Timer	Protocol action	Service primitive	Final state		
	ANY OTHER DOCUMENT COMMAND OR RESP. OR WRONG FORMAT IN CONNECTION WITH CSUI		START T1	S-RSUI/RDGR	S-P-EXPT IND (ERR) 3	DR 7.1	START T1	S-RSUI/RDGR	S-P-EXPT IND (ERR) 3	DR 7.1										
					S-P-EXPT IND (FAIL)	x			S-P-EXPT IND (FAIL)	x				DR 7.1					S-P-EXPT IND (FAIL)	x
	ANY OTHER COMMAND OR RESP. OR WRONG FORMAT				S-P-EXPT IND (FAIL)	x			S-P-EXPT IND (FAIL)	x	STOP T1		S-P-EXPT IND (FAIL)	x					S-P-EXPT IND (FAIL)	x
EXPIRY OF T1			(-----)				(-----)				STOP T1		S-P-EXPT IND (FAIL)	x	(-----)					
EXPIRY OF T2			(-----)				(-----)				(-----)				(-----)					
EXPIRY OF T3			(-----)				(-----)				(-----)				(-----)					

TABLE H.1/T.62 (continued)

State transition tables for calling terminal

Calling terminal

State			11 Document receive				Wait				Wait				Wait			
Event			DR 9.1				12.1				13.1				14.1			
Local event	Protocol event	Service primitive	Timer	Protocol action	Service primitive	Final state	Timer	Protocol action	Service primitive	Final state	Timer	Protocol action	Service primitive	Final state	Timer	Protocol action	Service primitive	Final state
		S-CON REQ	(-.....)				(-.....)				(-.....)				(-.....)			
		S-REL REQ	(-.....)				(-.....)				(-.....)				(-.....)			
		S-CTRL GIVE REQ	(-.....)				(-.....)				(-.....)				(-.....)			
		S-CTRL GIVE RESP	(-.....)					S-RSCCP		DS 1.1	(-.....)				(-.....)			
		S-SYNC MIN REQ (I)	(-.....)				(-.....)				(-.....)				(-.....)			
		S-SYNC MIN RESP (K)	(-.....)				(-.....)				(-.....)				(-.....)			
		S-U-EXPT REQ	(-.....)				(-.....)				(-.....)				(-.....)			
		S-ACT END REQ (I)	(-.....)				(-.....)				(-.....)				(-.....)			
		S-ACT END RESP (K)	(-.....)				(-.....)				(-.....)				(-.....)			
		S-U-ABT REQ	START T3	S-CSA		14.1	START T3	S-CSA		14.1	START T3	S-CSA		14.1	(-.....)			

TABLE H.1/T.62 (continued)

State transition tables for calling terminal

Calling terminal

State			11 Document receive				Wait				Wait				Wait			
Event			DR 9.1				12.1				13.1				14.1			
Local event	Protocol event	Service primitive	Timer	Protocol action	Service primitive	Final state	Timer	Protocol action	Service primitive	Final state	Timer	Protocol action	Service primitive	Final state	Timer	Protocol action	Service primitive	Final state
		S-U-ABT RESP	(-.....)				(-.....)				(-.....)				(-.....)			
		S-ACT BEG (START) REQ	(-.....)				(-.....)				(-.....)				(-.....)			
		S-ACT BEG (CONT) REQ (C)	(-.....)				(-.....)				(-.....)				(-.....)			
		S-DATA REQ	(-.....)				(-.....)				(-.....)				(-.....)			
		S-ACT DCAD REQ	(-.....)				(-.....)				(-.....)				(-.....)			
		S-ACT DCAD RESP	START T1	S-RSUI/RDDP		DR 1.1	(-.....)				(-.....)				(-.....)			
		S-ACT INT REQ	(-.....)				(-.....)				(-.....)				(-.....)			
		S-ACT INT RESP	(-.....)				(-.....)				(-.....)				(-.....)			
		S-CAPAB DATA REQ	(-.....)				(-.....)				(-.....)				(-.....)			
		S-CAPAB DATA RESP	(-.....)				(-.....)				(-.....)				(-.....)			

TABLE H.1/T.62 (continued)

State transition tables for calling terminal

Calling terminal

State			11 Document receive				Wait				Wait				Wait			
Event			DR 9.1				12.1				13.1				14.1			
Local event	Protocol event	Service primitive	Timer	Protocol action	Service primitive	Final state	Timer	Protocol action	Service primitive	Final state	Timer	Protocol action	Service primitive	Final state	Timer	Protocol action	Service primitive	Final state
		T-CON CONF	(-.....)				(-.....)				(-.....)				(-.....)			
		T-DISCON IND			S-P-ABT IND	0.1			S-P-ABT IND	0.1	STOP T2		S-P-ABT IND	0.1	STOP T3		S-P-ABT IND	0.1
		T-EXPT IND			S-P-EXPT IND (FAIL)	x			S-P-EXPT IND (FAIL)	x	STOP T2		S-P-EXPT IND (FAIL)	x				14.1
	R-CSS				S-P-EXPT IND (FAIL)	x			S-P-EXPT IND (FAIL)	x	STOP T2		S-P-EXPT IND (FAIL)	x				14.1
	R-RSSP				S-P-EXPT IND (FAIL)	x			S-P-EXPT IND (FAIL)	x	STOP T2		S-P-EXPT IND (FAIL)	x				14.1
	R-RSSN				S-P-EXPT IND (FAIL)	x			S-P-EXPT IND (FAIL)	x	STOP T2		S-P-EXPT IND (FAIL)	x				14.1
	R-CSE				S-P-EXPT IND (FAIL)	x			S-P-EXPT IND (FAIL)	x	STOP T2		S-P-EXPT IND (FAIL)	x				14.1
	R-RSEP				S-P-EXPT IND (FAIL)	x			S-P-EXPT IND (FAIL)	x	STOP T2		S-REL CONF	0.2 7)				14.1
												S-REL CONF/ T- DISC REQ	0.1					
	R-CSA				S-ABT IND	7.1			S-ABT IND	7.1	STOP T2		S-ABT IND	7.1				14.1

TABLE H.1/T.62 (continued)

State transition tables for calling terminal

Calling terminal

State			11 Document receive				Wait				Wait				Wait				
Event			DR 9.1				12.1				13.1				14.1				
Local event	Protocol event	Service primitive	Timer	Protocol action	Service primitive	Final state	Timer	Protocol action	Service primitive	Final state	Timer	Protocol action	Service primitive	Final state	Timer	Protocol action	Service primitive	Final state	
	R-RSAP				S-P-EXPT IND (FAIL)	x			S-P-EXPT IND (FAIL)	x	STOP T2			S-P-EXPT IND (FAIL)	x	STOP T3		S-ABT CONF	0.2 7)
	R-RSAP				S-P-EXPT IND (FAIL)	x			S-P-EXPT IND (FAIL)	x	STOP T2			S-P-EXPT IND (FAIL)	x	STOP T3		S-ABT CONF/ T-DISC REQ	0.1
	R-CSCC				S-P-EXPT IND (FAIL)	x			S-P-EXPT IND (FAIL)	x	STOP T2			S-P-EXPT IND (FAIL)	x				14.1
	R-RSCCP				S-P-EXPT IND (FAIL)	x			S-P-EXPT IND (FAIL)	x	STOP T2			S-P-EXPT IND (FAIL)	x				14.1
	R-CSUI/ CDS				S-P-EXPT IND (FAIL)	x			S-P-EXPT IND (FAIL)	x	STOP T2			S-P-EXPT IND (FAIL)	x				14.1
	R-CSUI/ CDC (C)				S-P-EXPT IND (FAIL)	x			S-P-EXPT IND (FAIL)	x	STOP T2			S-P-EXPT IND (FAIL)	x				14.1
	R-CSUI/ CDCL				S-P-EXPT IND (FAIL)	x			S-P-EXPT IND (FAIL)	x	STOP T2			S-P-EXPT IND (FAIL)	x				14.1
	R-RSUI/ RDCLP				S-P-EXPT IND (FAIL)	x			S-P-EXPT IND (FAIL)	x	STOP T2			S-P-EXPT IND (FAIL)	x				14.1
	R-CSUI/ CDE (I)				S-P-EXPT IND (FAIL)	x			S-P-EXPT IND (FAIL)	x	STOP T2			S-P-EXPT IND (FAIL)	x				14.1

TABLE H.1/T.62 (continued)

State transition tables for calling terminal

Calling terminal

State			11 Document receive				Wait				Wait				Wait				
Event			DR 9.1				12.1				13.1				14.1				
Local event	Protocol event	Service primitive	Timer	Protocol action	Service primitive	Final state	Timer	Protocol action	Service primitive	Final state	Timer	Protocol action	Service primitive	Final state	Timer	Protocol action	Service primitive	Final state	
	R-RSUI/RDEP (K)				S-P-EXPT IND (FAIL)	x			S-P-EXPT IND (FAIL)	x	STOP T2		S-P-EXPT IND (FAIL)	x					14.1
	R-CSUI/CDD				S-P-EXPT IND (FAIL)	x			S-P-EXPT IND (FAIL)	x	STOP T2		S-P-EXPT IND (FAIL)	x					14.1
	R-RSUI/RDDP				S-P-EXPT IND (FAIL)	x			S-P-EXPT IND (FAIL)	x	STOP T2		S-P-EXPT IND (FAIL)	x					14.1
	R-CSUI/CDR				S-P-EXPT IND (FAIL)	x			S-P-EXPT IND (FAIL)	x	STOP T2		S-P-EXPT IND (FAIL)	x					14.1
	R-RSUI/RDRP				S-P-EXPT IND (FAIL)	x			S-P-EXPT IND (FAIL)	x	STOP T2		S-P-EXPT IND (FAIL)	x					14.1
	R-CSUI/CDUI				S-P-EXPT IND (FAIL)	x			S-P-EXPT IND (FAIL)	x	STOP T2		S-P-EXPT IND (FAIL)	x					14.1
	R-RSUI/RDGR				S-P-EXPT IND (FAIL)	x			S-P-EXPT IND (FAIL)	x	STOP T2		S-P-EXPT IND (FAIL)	x					14.1
	R-CSUI/CDPB (I)				S-P-EXPT IND (FAIL)	x			S-P-EXPT IND (FAIL)	x	STOP T2		S-P-EXPT IND (FAIL)	x					14.1
	R-RSUI/RDPBP (K)				S-P-EXPT IND (FAIL)	x			S-P-EXPT IND (FAIL)	x	STOP T2		S-P-EXPT IND (FAIL)	x					14.1

TABLE H.1/T.62 (continued)

State transition tables for calling terminal

Calling terminal

State			11 Document receive				Wait				Wait				Wait					
Event			DR 9.1				12.1				13.1				14.1					
Local event	Protocol event	Service primitive	Timer	Protocol action	Service primitive	Final state	Timer	Protocol action	Service primitive	Final state	Timer	Protocol action	Service primitive	Final state	Timer	Protocol action	Service primitive	Final state		
	R-RSUI/RDPBN				S-P-EXPT IND (FAIL)	x			S-P-EXPT IND (FAIL)	x	STOP T2		S-P-EXPT IND (FAIL)	x					14.1	
	ANY OTHER DOCUMENT COMMAND OR RESP. OR WRONG FORMAT				S-P-EXPT IND (FAIL)	x			S-P-EXPT IND (FAIL)	x	STOP T2		S-P-EXPT IND (FAIL)	x					14.1	
EXPIRY OF T1			(- - - - -)				(- - - - -)				(- - - - -)				(- - - - -)					
EXPIRY OF T2			(- - - - -)				(- - - - -)				STOP T2		S-P-EXPT IND (FAIL)	x	(- - - - -)					
EXPIRY OF T3			(- - - - -)				(- - - - -)				(- - - - -)				STOP T3			S-P-ABT IND T-DISCON REQ	0.1	

TABLE H.1/T.62 (continued)
State transition tables for calling terminal

Calling terminal

Event			State		Wait		
			x				
Local event	Protocol event	Service primitive	Timer	Protocol action	Service primitive	Final state	
		S-CON REQ	(-----)				
		S-REL REQ	(-----)				
		S-CTRL GIVE REQ	(-----)				
		S-CTRL GIVE RESP	(-----)				
		S-SYNC MIN REQ (I)	(-----)				
		S-SYNC MIN RESP (K)	(-----)				
		S-U-EXPT REQ	(-----)				
		S-ACT END REQ (I)	(-----)				
		S-ACT END RESP (K)	(-----)				
		S-U-ABT REQ	START T3	S-CSA		14.1	
		S-U-ABT RESP	(-----)				
		S-ACT BEG (START) REQ	(-----)				
		S-ACT BEG (CONT) REQ (C)	(-----)				
		S-DATA REQ	(-----)				

TABLE H.1/T.62 (continued)
State transition tables for calling terminal

Calling terminal

Event			State		Wait	
			x		x	
Local event	Protocol event	Service primitive	Timer	Protocol action	Service primitive	Final state
		S-ACT DCAD REQ	(-----)			
		S-ACT DCAD RESP	(-----)			
		S-ACT INT REQ	(-----)			
		S-ACT INT RESP	(-----)			
		S-CAPAB DATA REQ	(-----)			
		S-CAPAB DATA RESP	(-----)			
		T-CON CONF	(-----)			
		T-DISCON IND			S-P-ABT IND	0.1
		T-EXPT IND				x
	R-CSS					x
	R-RSSP					x
	R-RSSN					x
	R-CSE					x
	R-RSEP					x

TABLE H.1/T.62 (continued)
State transition tables for calling terminal

Calling terminal

Event			State			
			Wait			
Event			x			
Local event	Protocol event	Service primitive	Timer	Protocol action	Service primitive	Final state
	R-CSA				S-ABT IND	7.1
	R-RSAP					x
	R-CSCC					x
	R-RSCCP					x
	R-CSUI/ CDS					x
	R-CSUI/ CDC (C)					x
	R-CSUI/ CDCL					x
	R-RSUI/ RDCLP					x
	R-CSUI/ CDE (I)					x
	R-RSUI/ RDEP (K)					x
	R-CSUI/ CDD					x
	R-RSUI/ RDDP					x
	R-CSUI/ CDR					x
	R-RSUI/ RDRP					x

TABLE H.1/T.62 (end)

State transition tables for calling terminal

Calling terminal

State			Wait			
Event			x			
Local event	Protocol event	Service primitive	Timer	Protocol action	Service primitive	Final state
	R-CSUI/ CDUI					x
	R-RSUI/ RDGR					x
	R-CSUI/ CDPB (I)					x
	R-RSUI/ RDPBP (K)					x
	R-RSUI/ RDPBN					x
	ANY OTHER COMMAND OR RESP. OR WRONG FORMAT					x
EXPIRY OF T1			(-----)			
EXPIRY OF T2			(-----)			
EXPIRY OF T3			(-----)			

TABLE H.2/T.62

State transition tables for called terminal

Called terminal

State			Idle								Wait			
Event			0.1				0.2				7.1			
Local event	Protocol event	Service primitive	Timer	Protocol action	Service primitive	Final state	Timer	Protocol action	Service primitive	Final state	Timer	Protocol action	Service primitive	Final state
		S-CON RESP POS	(-.....)				(-.....)				(-.....)			
		S-CON RESP NEG	(-.....)				(-.....)				(-.....)			
		S-REL RESP	(-.....)				(-.....)				(-.....)			
		S-CTRL GIVE REQ	(-.....)				(-.....)				(-.....)			
		S-CTRL GIVE RESP	(-.....)				(-.....)				(-.....)			
		S-SYNC MIN REQ (I)	(-.....)				(-.....)				(-.....)			
		S-SYNC MIN REQ (K)	(-.....)				(-.....)				(-.....)			
		S-U-EXPT REQ	(-.....)				(-.....)				(-.....)			
		S-ACT END REQ (I)	(-.....)				(-.....)				(-.....)			
		S-ACT END RESP (K)	(-.....)				(-.....)				(-.....)			
		S-U-ABT REQ	(-.....)				(-.....)				(-.....)			

TABLE H.2/T.62 (continued)

State transition tables for called terminal

Called terminal

State			Idle								Wait			
Event			0.1				0.2				7.1			
Local event	Protocol event	Service primitive	Timer	Protocol action	Service primitive	Final state	Timer	Protocol action	Service primitive	Final state	Timer	Protocol action	Service primitive	Final state
		S-U-ABT RESP	(-.....)				(-.....)				START T3	S-RSAP		0.2
											START T1	S-RSAP	1)	
		S-ACT BEG (START) REQ	(-.....)				(-.....)				(-.....)			
		S-ACT BEG (CONT) REQ (C)	(-.....)				(-.....)				(-.....)			
		S-DATA REQ.	(-.....)				(-.....)				(-.....)			
		S-ACT DCAD REQ	(-.....)				(-.....)				(-.....)			
		S-ACT DCAD RESP	(-.....)				(-.....)				(-.....)			
		S-ACT INT REQ	(-.....)				(-.....)				(-.....)			
		S-ACT INT RESP	(-.....)				(-.....)				(-.....)			
		S-CAPAB DATA REQ	(-.....)				(-.....)				(-.....)			
		S-CAPAB DATA RESP	(-.....)				(-.....)				(-.....)			
		T-CON IND ^ T CON ACCEPT.	START T1		T-CON RESP POS	0.2	(-.....)				(-.....)			

TABLE H.2/T.62 (continued)

State transition tables for called terminal

Called terminal

State			Idle								Wait				
Event			0.1				0.2				7.1				
Local event	Protocol event	Service primitive	Timer	Protocol action	Service primitive	Final state	Timer	Protocol action	Service primitive	Final state	Timer	Protocol action	Service primitive	Final state	
		T-CON IND ∧T-CON ¬ACCEPT.			T-DISC REQ	0.1	(- - - - -)				(- - - - -)				
		T-DISCON IND	(- - - - -)				STOP T1 ∨ T3				0.1			S-P-ABT IND	0.1
		T-EXPT IND	(- - - - -)				STOP T1 ∨ T3			T-DISCON REQ	0.1				7.1
	R-CSS		(- - - - -)				STOP T1			S-CON IND	1.1				7.1
	R-RSSP		(- - - - -)				STOP T1 ∨ T3			T-DISCON REQ	0.1				7.1
	R-RSSN		(- - - - -)				STOP T1 ∨ T3			T-DISCON REQ	0.1				7.1
	R-CSE		(- - - - -)				STOP T1 ∨ T3			T-DISCON REQ	0.1				7.1
	R-RSEP		(- - - - -)				STOP T1 ∨ T3			T-DISCON REQ	0.1				7.1
	R-CSA		(- - - - -)				STOP T1 ∨ T3			T-DISCON REQ	0.1				7.1
	R-RSAP		(- - - - -)				STOP T1 ∨ T3			T-DISCON REQ	0.1				7.1
	R-CSCC		(- - - - -)				STOP T1 ∨ T3			T-DISCON REQ	0.1				7.1

TABLE H.2/T.62 (continued)

State transition tables for called terminal

Called terminal

State			Idle								Wait			
			0.1				0.2				7.1			
Local event	Protocol event	Service primitive	Timer	Protocol action	Service primitive	Final state	Timer	Protocol action	Service primitive	Final state	Timer	Protocol action	Service primitive	Final state
	R-RSCCP		(-----)				STOP T1 ∨ T3		T-DISCON REQ	0.1				7.1
	R-CSUI/ CDS		(-----)				STOP T1 ∨ T3		T-DISCON REQ	0.1				7.1
	R-CSUI/ CDC (C)		(-----)				STOP T1 ∨ T3		T-DISCON REQ	0.1				7.1
	R-CSUI/ CDCL		(-----)				STOP T1 ∨ T3		T-DISCON REQ	0.1				7.1
	R-CSUI/ RDCLP		(-----)				STOP T1 ∨ T3		T-DISCON REQ	0.1				7.1
	R-CSUI/ CDE (I)		(-----)				STOP T1 ∨ T3		T-DISCON REQ	0.1				7.1
	R-RSUI/ RDEP (K)		(-----)				STOP T1 ∨ T3		T-DISCON REQ	0.1				7.1
	R-CSUI/ CDD		(-----)				STOP T1 ∨ T3		T-DISCON REQ	0.1				7.1
	R-RSUI/ RDDP		(-----)				STOP T1 ∨ T3		T-DISCON REQ	0.1				7.1
	R-CSUI/ CDR		(-----)				STOP T1 ∨ T3		T-DISCON REQ	0.1				7.1
	R-RSUI/ RDRP		(-----)				STOP T1 ∨ T3		T-DISCON REQ	0.1				7.1

TABLE H.2/T.62 (continued)

State transition tables for called terminal

Called terminal

State			Idle								Wait			
Event			0.1				0.2				7.1			
Local event	Protocol event	Service primitive	Timer	Protocol action	Service primitive	Final state	Timer	Protocol action	Service primitive	Final state	Timer	Protocol action	Service primitive	Final state
	R-CSUI/CDUI		(-----)				STOP T1 ∨ T3		T-DISCON REQ	0.1				7.1
	R-RSUI/RDGR		(-----)				STOP T1 ∨ T3		T-DISCON REQ	0.1				7.1
	R-CSUI/CDPB		(-----)				STOP T1 ∨ T3		T-DISCON REQ	0.1				7.1
	R-RSUI/RDPBP (K)		(-----)				STOP T1 ∨ T3		T-DISCON REQ	0.1				7.1
	R-RSUI/RDPBN		(-----)				STOP T1 ∨ T3		T-DISCON REQ	0.1				7.1
	ANY OTHER COMMAND OR RESP OR WRONG FORMAT		(-----)				STOP T1 ∨ T3		T-DISCON REQ	0.1				7.1
EXPIRY OF T1			(-----)				STOP T1		T-DISCON REQ	0.1	(-----)			
EXPIRY OF T2			(-----)	(-----)				(-----)						
EXPIRY OF T3			(-----)	(-----)				(-----)						

TABLE H.2/T.62 (continued)

State transition tables for called terminal

Called terminal

State			Wait				4 Document send											
Event			1.1				DS 1.1				DS 2.1				DS 3.1			
Local event	Protocol event	Service primitive	Timer	Protocol action	Service primitive	Final state	Timer	Protocol action	Service primitive	Final state	Timer	Protocol action	Service primitive	Final state	Timer	Protocol action	Service primitive	Final state
		S-CON RESP POS	START T1	S-RSSP		DR 1.1	(-----)				(-----)				(-----)			
		S-CON RESP NEG	START T1	S-RSSN		0.2	(-----)				(-----)				(-----)			
		S-REL RESP	(-----)				(-----)				(-----)				(-----)			
		S-CTRL GIVE REQ	(-----)				START T2	S-CSCC		5.1	(-----)				(-----)			
		S-CTRL GIVE RESP	(-----)				(-----)				(-----)				(-----)			
		S-SYNC MIN REQ (I) ^ (S - R) < (W - 1) ^ I = S	(-----)				(-----)				(-----)				START T2	S-CSUI/CDPB (I) S = S + 1		DS 2.1
		S-SYNC MIN REQ (I) ^ (S - R) = (W - 1) ^ I = S	(-----)				(-----)				(-----)				START T2	S-CSUI/CDPB (I) S = S + 1		DS 4.1

TABLE H.2/T.62 (continued)

State transition tables for called terminal

Called terminal

State			Wait				4 Document send											
Event			1.1				DS 1.1				DS 2.1				DS 3.1			
Local event	Protocol event	Service primitive	Timer	Protocol action	Service primitive	Final state	Timer	Protocol action	Service primitive	Final state	Timer	Protocol action	Service primitive	Final state	Timer	Protocol action	Service primitive	Final state
		S-SYNC MIN RESP (K)	(- - - - -)				(- - - - -)				(- - - - -)				(- - - - -)			
		S-U-EXPT REQ	(- - - - -)				(- - - - -)				(- - - - -)				(- - - - -)			
		S-ACT END REQ (I)	(- - - - -)				(- - - - -)				(- - - - -)				START T2	S-CSUI/ CDE (I)		DS 5.1
		S-ACT END RESP (K)	(- - - - -)				(- - - - -)				(- - - - -)				(- - - - -)			
		S-U-ABT REQ	START T3	S-CSA		14.1	START T3	S-CSA		14.1	START T3	S-CSA		14.1	START T3	S-CSA		14.1
		S-U-ABT RESP	(- - - - -)				(- - - - -)				(- - - - -)				(- - - - -)			
		S-ACT BEG (START) REQ	(- - - - -)					S-CSUI/ CDS S = R = 1		DS 2.1	(- - - - -)				(- - - - -)			
		S-ACT BEG (CONT) REQ (C)	(- - - - -)					S-CSUI/ CDC (C) S = R = C + 1		DS 2.1	(- - - - -)				(- - - - -)			
		S-DATA REQ	(- - - - -)				(- - - - -)					S-CSUI/ CDUI		DS 3.1		S-CSUI/ CDUI		DS 3.1
		S-ACT DCAD REQ	(- - - - -)				(- - - - -)				START T2	S-CSUI/ CDD		DS 9.1	START T2	S-CSUI/ CDD		DS 9.1

TABLE H.2/T.62 (continued)

State transition tables for called terminal

Called terminal

State			Wait				4 Document send											
Event			1.1				DS 1.1				DS 2.1				DS 3.1			
Local event	Protocol event	Service primitive	Timer	Protocol action	Service primitive	Final state	Timer	Protocol action	Service primitive	Final state	Timer	Protocol action	Service primitive	Final state	Timer	Protocol action	Service primitive	Final state
		S-ACT DCAD RESP	(-----)				(-----)				(-----)				(-----)			
		S-ACT INT REQ	(-----)				(-----)				START T2	S-CSUI/CDR		DS 8.1	START T2	S-CSUI/CDR		DS 8.1
		S-ACT INT RESP	(-----)				(-----)				(-----)				(-----)			
		S-CAPAB DATA REQ	(-----)				START T2	S-CSUI/CDCL		DS 6.1	(-----)				(-----)			
		S-CAPAB DATA RESP	(-----)				(-----)				(-----)				(-----)			
		T-CON IND	(-----)				(-----)				(-----)				(-----)			
		T-DISCON IND			S-P-ABT IND	0.1			S-P-ABT IND	0.1	STOP T2		SP-ABT IND	0.1	STOP T2		S-P-ABT IND	0.1
		T-EXPT IND			S-P-EXPT IND (FAIL)	x			S-P-EXPT IND (FAIL)	x	STOP T2		S-P-EXPT IND (ERR) 3	DS 7.1	STOP T2		S-P-EXPT IND (ERR) 3	DS 7.1
					S-P-EXPT IND (FAIL)	x			S-P-EXPT IND (FAIL)	x	STOP T2		S-P-EXPT IND (FAIL)	x	STOP T2		S-P-EXPT IND (FAIL)	x
	R-CSS				S-P-EXPT IND (FAIL)	x			S-P-EXPT IND (FAIL)	x	STOP T2		S-P-EXPT IND (FAIL)	x	STOP T2		S-P-EXPT IND (FAIL)	x

TABLE H.2/T.62 (continued)

State transition tables for called terminal

Called terminal

State			Wait				4 Document send											
Event			1.1				DS 1.1				DS 2.1				DS 3.1			
Local event	Protocol event	Service primitive	Timer	Protocol action	Service primitive	Final state	Timer	Protocol action	Service primitive	Final state	Timer	Protocol action	Service primitive	Final state	Timer	Protocol action	Service primitive	Final state
	R-RSSP				S-P-EXPT IND (FAIL)	x			S-P-EXPT IND (FAIL)	x	STOP T2		S-P-EXPT IND (FAIL)	x	STOP T2		S-P-EXPT IND (FAIL)	x
	R-RSSN				S-P-EXPT IND (FAIL)	x			S-P-EXPT IND (FAIL)	x	STOP T2		S-P-EXPT IND (FAIL)	x	STOP T2		S-P-EXPT IND (FAIL)	x
	R-CSE				S-P-EXPT IND (FAIL)	x			S-P-EXPT IND (FAIL)	x	STOP T2		S-P-EXPT IND (FAIL)	x	STOP T2		S-P-EXPT IND (FAIL)	x
	R-RSEP				S-P-EXPT IND (FAIL)	x			S-P-EXPT IND (FAIL)	x	STOP T2		S-P-EXPT IND (FAIL)	x	STOP T2		S-P-EXPT IND (FAIL)	x
	R-CSA				S-ABT IND	7.1			S-ABT IND	7.1	STOP T2		S-ABT IND	7.1	STOP T2		S-ABT IND	7.1
	R-RSAP				S-P-EXPT IND (FAIL)	x			S-P-EXPT IND (FAIL)	x	STOP T2		S-P-EXPT IND (FAIL)	x	STOP T2		S-P-EXPT IND (FAIL)	x
	R-CSCC				S-P-EXPT IND (FAIL)	x			S-P-EXPT IND (FAIL)	x	STOP T2		S-P-EXPT IND (FAIL)	x	STOP T2		S-P-EXPT IND (FAIL)	x
	R-RSCCP				S-P-EXPT IND (FAIL)	x			S-P-EXPT IND (FAIL)	x	STOP T2		S-P-EXPT IND (FAIL)	x	STOP T2		S-P-EXPT IND (FAIL)	x
	R-CSUI/CDS				S-P-EXPT IND (FAIL)	x			S-P-EXPT IND (FAIL)	x	STOP T2		S-P-EXPT IND (FAIL)	x	STOP T2		S-P-EXPT IND (FAIL)	x

TABLE H.2/T.62 (continued)

State transition tables for called terminal

Called terminal

State			Wait				4 Document send											
Event			1.1				DS 1.1				DS 2.1				DS 3.1			
Local event	Protocol event	Service primitive	Timer	Protocol action	Service primitive	Final state	Timer	Protocol action	Service primitive	Final state	Timer	Protocol action	Service primitive	Final state	Timer	Protocol action	Service primitive	Final state
	R-CSUI/ CDC (C)				S-P-EXPT IND (FAIL)	x			S-P-EXPT IND (FAIL)	x	STOP T2		S-P-EXPT IND (FAIL)	x	STOP T2		S-P-EXPT IND (FAIL)	x
	R-CSUI/ CDCL				S-P-EXPT IND (FAIL)	x			S-P-EXPT IND (FAIL)	x	STOP T2		S-P-EXPT IND (FAIL)	x	STOP T2		S-P-EXPT IND (FAIL)	x
	R-RSUI/ RDCLP				S-P-EXPT IND (FAIL)	x			S-P-EXPT IND (FAIL)	x	STOP T2		S-P-EXPT IND (ERR) 3)	DS 7.1	STOP T2		S-P-EXPT IND (ERR) 3)	DS 7.1
							S-P-EXPT IND (FAIL)	x					S-P-EXPT IND (FAIL)	x				
	R-CSUI/ CDE (I)				S-P-EXPT IND (FAIL)	x			S-P-EXPT IND (FAIL)	x	STOP T2		S-P-EXPT IND (FAIL)	x	STOP T2		S-P-EXPT IND (FAIL)	x
	R-RSUI/ RDEP (K) ^ K = R				S-P-EXPT IND (FAIL)	x			S-P-EXPT IND (FAIL)	x	STOP T2		S-P-EXPT IND (ERR) 3)	DS 7.1	STOP T2		S-P-EXPT IND (ERR) 3)	DS 7.1
							S-P-EXPT IND (FAIL)	x					S-P-EXPT IND (FAIL)	x				
	R-CSUI/ CDD				S-P-EXPT IND (FAIL)	x			S-P-EXPT IND (FAIL)	x	STOP T2		S-P-EXPT IND (FAIL)	x	STOP T2		S-P-EXPT IND (FAIL)	x

TABLE H.2/T.62 (continued)

State transition tables for called terminal

Called terminal

State			Attente				4 Document send											
Event			1.1				DS 1.1			DS 2.1				DS 3.1				
Local event	Protocol event	Service primitive	Timer	Protocol action	Service primitive	Timer	Timer	Protocol action	Service primitive	Final state	Timer	Protocol action	Service primitive	Final state	Timer	Protocol action	Service primitive	Final state
	R-RSUI/RDDP				S-P-EXPT IND (FAIL)	x			S-P-EXPT IND (FAIL)	x	STOP T2		S-P-EXPT IND (ERR) 3)	DS 7.1	STOP T2		S-P-EXPT IND (ERR) 3)	DS 7.1
													S-P-EXPT IND (FAIL)	x			S-P-EXPT IND (FAIL)	x
	R-CSUI/CDR				S-P-EXPT IND (FAIL)	x			S-P-EXPT IND (FAIL)	x	STOP T2		S-P-EXPT IND (FAIL)	x	STOP T2		S-P-EXPT IND (FAIL)	x
	R-RSUI/RDRP				S-P-EXPT IND (FAIL)	x			S-P-EXPT IND (FAIL)	x	STOP T2		S-P-EXPT IND (ERR) 3)	DS 7.1	STOP T2		S-P-EXPT IND (ERR) 3)	DS 7.1
													S-P-EXPT IND (FAIL)	x			S-P-EXPT IND (FAIL)	x
	R-CSUI/CDUI				S-P-EXPT IND (FAIL)	x			S-P-EXPT IND (FAIL)	x	STOP T2		S-P-EXPT IND (FAIL)	x	STOP T2		S-P-EXPT IND (FAIL)	x
	R-RSUI/RDGR				S-P-EXPT IND (FAIL)	x			S-P-EXPT IND (FAIL)	x	STOP T2		S-P-EXPT IND (ERR) 3)	DS 7.1	STOP T2		S-P-EXPT IND (ERR) 3)	DS 7.1
													S-P-EXPT IND (FAIL)	x			S-P-EXPT IND (FAIL)	x
	R-CSUI/CDPB (I)				S-P-EXPT IND (FAIL)	x			S-P-EXPT IND (FAIL)	x	STOP T2		S-P-EXPT IND (FAIL)	x	STOP T2		S-P-EXPT IND (FAIL)	x
	R-RSUI/RDPBP (K) ^ K = R ^ S > R				S-P-EXPT IND (FAIL)	x			S-P-EXPT IND (FAIL)	x	RESTART T2		S-SYNC MIN CONF R = R + 1	DS 2.1			S-SYNC MIN CONF R = R + 1	DS 3.1

TABLE H.2/T.62 (continued)

State transition tables for called terminal

Called terminal

State			Wait				4 Document send											
Event			1.1				DS 1.1				DS 2.1				DS 3.1			
Local event	Protocol event	Service primitive	Timer	Protocol action	Service primitive	Final state	Timer	Protocol action	Service primitive	Final state	Timer	Protocol action	Service primitive	Final state	Timer	Protocol action	Service primitive	Final state
	R-RSUI/ RDPBP (K) ^ K = R ^ S = R + 1				S-P-EXPT IND (FAIL)	x			S-P-EXPT IND (FAIL)	x	STOP T2		S-SYNC MIN CONF R = R + 1	DS 2.1	STOP T2		S-SYNC MIN CONF R = R + 1	DS 3.1
	R-RSUI/ RDPBN				S-P-EXPT IND (FAIL)	x			S-P-EXPT IND (FAIL)	x	STOP T2		S-U-EXPT IND 3)	DS 7.1	STOP T2		S-U-EXPT IND 3)	DS 7.1
													S-P-EXPT IND (FAIL)	x				S-P-EXPT IND (FAIL)
	ANY OTHER DOCUMENT COMMAND OR RESP OR WRONG FORMAT IN CONNECTION WITH RSUI				S-PEXPT IND (FAIL)	x			S-P-EXPT IND (FAIL)	x	STOP T2		S-P-EXPT IND (ERR) 3)	DS 7.1	STOP T2		S-P-EXPT IND (ERR) 3)	DS 7.1
													S-P-EXPT IND (FAIL)	x				S-P-EXPT IND (FAIL)
	ANY OTHER COMMAND OR RESP OR WRONG FORMAT				S-P-EXPT IND (FAIL)	x			S-P-EXPT IND (FAIL)	x	STOP T2		S-P-EXPT IND (FAIL)	x	STOP T2		S-P-EXPT IND (FAIL)	x
EXPIRY OF T1			(-----)				(-----)				(-----)				(-----)			
EXPIRY OF T2			(-----)				(-----)				STOP T2		S-P-EXPT IND (FAIL)	x	STOP T2		S-P-EXPT IND (FAIL)	x
EXPIRY OF T3			(-----)				(-----)				(-----)				(-----)			

TABLE H.2/T.62 (continued)

State transition tables for called terminal

Called terminal

State			4 Document send																
			DS 4.1				DS 5.1				DS 6.1				DS 7.1				
Event	Local event	Protocol event	Service primitive	Timer	Protocol action	Service primitive	Final state	Timer	Protocol action	Service primitive	Final state	Timer	Protocol action	Service primitive	Final state	Timer	Protocol action	Service primitive	Final state
			S-CON RESP POS	(-----)				(-----)				(-----)				(-----)			
			S-CON RESP NEG	(-----)				(-----)				(-----)				(-----)			
			S-REL RESP	(-----)				(-----)				(-----)				(-----)			
			S-CTRL GIVE REQ	(-----)				(-----)				(-----)				(-----)			
			S-CTRL GIVE RESP	(-----)				(-----)				(-----)				(-----)			
			S-SYNC MIN REQ (I)	(-----)				(-----)				(-----)				(-----)			
			S-SYNC MIN RESP (K)	(-----)				(-----)				(-----)				(-----)			
			S-U-EXPT REQ	(-----)				(-----)				(-----)				(-----)			
			S-ACT END REQ (I)	(-----)				(-----)				(-----)				(-----)			
			S-ACT END RESP (K)	(-----)				(-----)				(-----)				(-----)			

TABLE H.2/T.62 (continued)

State transition tables for called terminal

Called terminal

State			4 Document send															
Event			DS 4.1				DS 5.1				DS 6.1				DS 7.1			
Local event	Protocol event	Service primitive	Timer	Protocol action	Service primitive	Final state	Timer	Protocol action	Service primitive	Final state	Timer	Protocol action	Service primitive	Final state	Timer	Protocol action	Service primitive	Final state
		S-U ABT REQ	START T3	S-CSA		14.1	START T3	S-CSA		14.1	START T3	S-CSA		14.1	START T3	S-CSA		14.1
		S-U-ABT RESP	(- - - - -)				(- - - - -)				(- - - - -)				(- - - - -)			
		S-ACT BEG (START) REQ	(- - - - -)				(- - - - -)				(- - - - -)				(- - - - -)			
		S-ACT BEG (CONT) REQ (C)	(- - - - -)				(- - - - -)				(- - - - -)				(- - - - -)			
		S-DATA REQ	(- - - - -)				(- - - - -)				(- - - - -)				(- - - - -)			
		S-ACT DCAD REQ	START T2	S-CSUI/CDD		DS 9.1	START T2	S-CSUI/CDD		DS 9.1	(- - - - -)				START T2	S-CSUI/CDD		DS 9.1
		S-ACT DCAD RESP	(- - - - -)				(- - - - -)				(- - - - -)				(- - - - -)			
		S-ACT INT REQ	START T2	S-CSUI/CDR		DS 8.1	START T2	S-CSUI/CDR		DS 8.1	START T2	S-CSUI/CDR		DS 8.1	START T2	S-CSUI/CDR		DS 8.1
		S-ACT INT RESP	(- - - - -)				(- - - - -)				(- - - - -)				(- - - - -)			

TABLE H.2/T.62 (continued)

State transition tables for called terminal

Called terminal

State			4 Document send																
Event			DS 4.1				DS 5.1				DS 6.1				DS 7.1				
Local event	Protocol event	Service primitive	Timer	Protocol action	Service primitive	Final state	Timer	Protocol action	Service primitive	Final state	Timer	Protocol action	Service primitive	Final state	Timer	Protocol action	Service primitive	Final state	
		S-CAPAB DATA REQ	(- - - - -)				(- - - - -)				(- - - - -)				(- - - - -)				
		S-CAPAB DATA RESP	(- - - - -)				(- - - - -)				(- - - - -)				(- - - - -)				
		T-CON IND	(- - - - -)				(- - - - -)				(- - - - -)				(- - - - -)				
		T-DISCON IND	STOP T2		S-P-ABT IND	0.1	STOP T2		S-P-ABT IND	0.1	STOP T2		S-P-ABT IND	0.1			S-P-ABT IND	0.1	
		T-EXPT IND	STOP T2		S-P-EXPT IND (ERR) 3	DS 7.1	STOP T2		S-P-EXPT IND (ERR) 3	DS 7.1	STOP T2		S-P-EXPT IND (ERR) 3	DS 7.1				DS 7.1	
					S-P-EXPT IND (FAIL)	x			S-P-EXPT IND (FAIL)	x			S-P-EXPT IND (FAIL)	x					
	R-CSS		STOP T2		S-P-EXPT IND (FAIL)	x	STOP T2		S-P-EXPT IND (FAIL)	x	STOP T2		S-P-EXPT IND (FAIL)	x				S-P-EXPT IND (FAIL)	x
	R-RSSP		STOP T2		S-P-EXPT IND (FAIL)	x	STOP T2		S-P-EXPT IND (FAIL)	x	STOP T2		S-P-EXPT IND (FAIL)	x				S-P-EXPT IND (FAIL)	x
	R-RSSN		STOP T2		S-P-EXPT IND (FAIL)	x	STOP T2		S-P-EXPT IND (FAIL)	x	STOP T2		S-P-EXPT IND (FAIL)	x				S-P-EXPT IND (FAIL)	x
	R-CSE		STOP T2		S-P-EXPT IND (FAIL)	x	STOP T2		S-P-EXPT IND (FAIL)	x	STOP T2		S-P-EXPT IND (FAIL)	x				S-P-EXPT IND (FAIL)	x

TABLE H.2/T.62 (continued)

State transition tables for called terminal

Called terminal

State			4 Document send															
Event			DS 4.1				DS 5.1				DS 6.1				DS 7.1			
Local event	Protocol event	Service primitive	Timer	Protocol action	Service primitive	Etat final	Timer	Protocol action	Service primitive	Etat final	Timer	Action de protocole	Service primitive	Etat final	Timer	Action de protocole	Service primitive	Etat final
	R-RSEP		STOP T2		S-P-EXPT IND (FAIL)	x	STOP T2		S-P-EXPT IND (FAIL)	x	STOP T2		S-P-EXPT IND (FAIL)	x			S-P-EXPT IND (FAIL)	x
	R-CSA		STOP T2		S-ABT IND	7.1	STOP T2		S-ABT IND	7.1	STOP T2		S-ABT IND	7.1			S-ABT IND	7.1
	R-RSAP		STOP T2		S-P-EXPT IND (FAIL)	x	STOP T2		S-P-EXPT IND (FAIL)	x	STOP T2		S-P-EXPT IND (FAIL)	x			S-P-EXPT IND (FAIL)	x
	R-CSCC		STOP T2		S-P-EXPT IND (FAIL)	x	STOP T2		S-P-EXPT IND (FAIL)	x	STOP T2		S-P-EXPT IND (FAIL)	x			S-P-EXPT IND (FAIL)	x
	R-RSCCP		STOP T2		S-P-EXPT IND (FAIL)	x	STOP T2		S-P-EXPT IND (FAIL)	x	STOP T2		S-P-EXPT IND (FAIL)	x			S-P-EXPT IND (FAIL)	x
	R-CSUI/ CDS		STOP T2		S-P-EXPT IND (FAIL)	x	STOP T2		S-P-EXPT IND (FAIL)		STOP T2		S-P-EXPT IND (FAIL)	x			S-P-EXPT IND (FAIL)	x
	R-CSUI/ CDC (C)		STOP T2		S-P-EXPT IND (FAIL)	x	STOP T2		S-P-EXPT IND (FAIL)		STOP T2		S-P-EXPT IND (FAIL)	x			S-P-EXPT IND (FAIL)	x
	R-CSUI/ CDCL		STOP T2		S-P-EXPT IND (FAIL)	x	STOP T2		S-P-EXPT IND (FAIL)		STOP T2		S-P-EXPT IND (FAIL)	x			S-P-EXPT IND (FAIL)	x
	R-RSUI/ RDCLP		STOP T2		S-P-EXPT IND (ERR) 3)	DS 7.1	STOP T2		S-P-EXPT IND (ERR) 3)	DS 7.1	STOP T2		S-CAPAB DATA CONF	DS 1.1				DS 7.1
				S-P-EXPT IND (FAIL)	x			S-P-EXPT IND (FAIL)	x									

TABLE H.2/T.62 (continued)

State transition tables for called terminal

Called terminal

State			4 Document send															
Event			DS 4.1				DS 5.1				DS 6.1				DS 7.1			
Local event	Protocol event	Service primitive	Timer	Protocol action	Service primitive	Final state	Timer	Protocol action	Service primitive	Final state	Timer	Protocol action	Service primitive	Final state	Timer	Protocol action	Service primitive	Final state
	R-CSUI/ CDE (I)		STOP T2		S-P-EXPT IND (FAIL)	x	STOP T2		S-P-EXPT IND (FAIL)	x	STOP T2		S-P-EXPT IND (FAIL)	x			S-P-EXPT IND (FAIL)	x
	R-RSUI/ RDEP (K) ^ K = R		STOP T2		S-P-EXPT IND (ERR) 3)	DS 7.1	STOP T2		S-ACT END CONF	DS 1.1	STOP T2		S-P-EXPT IND (ERR) 3)	DS 7.1			S-P-EXPT IND (ERR) 3)	DS 7.1
				S-P-EXPT IND (FAIL)	x			S-P-EXPT IND (FAIL)	x			S-P-EXPT IND (FAIL)	x					
	R-CSUI/ CDD		STOP T2		S-P-EXPT IND (FAIL)	x	STOP T2		S-P-EXPT IND (FAIL)	x	STOP T2		S-P-EXPT IND (FAIL)	x			S-P-EXPT IND (FAIL)	x
	R-RSUI/ RDDP		STOP T2		S-P-EXPT IND (ERR) 3)	DS 7.1	STOP T2		S-P-EXPT IND (ERR) 3)	DS 7.1	STOP T2		S-P-EXPT IND (ERR) 3)	DS 7.1			S-P-EXPT IND (ERR) 3)	DS 7.1
				S-P-EXPT IND (FAIL)	x			S-P-EXPT IND (FAIL)	x			S-P-EXPT IND (FAIL)	x					
	R-CSUI/ CDR		STOP T2		S-P-EXPT IND (FAIL)	x	STOP T2		S-P-EXPT IND (FAIL)	x	STOP T2		S-P-EXPT IND (FAIL)	x			S-P-EXPT IND (FAIL)	x
	R-RSUI/ RDRP		STOP T2		S-P-EXPT IND (ERR) 3)	DS 7.1	STOP T2		S-P-EXPT IND (ERR) 3)	DS 7.1	STOP T2		S-P-EXPT IND (ERR) 3)	DS 7.1			S-P-EXPT IND (ERR) 3)	DS 7.1
				S-P-EXPT IND (FAIL)	x			S-P-EXPT IND (FAIL)	x			S-P-EXPT IND (FAIL)	x					

TABLE H.2/T.62 (continued)

State transition tables for called terminal

Called terminal

State			4 Document send																
Event			DS 4.1				DS 5.1				DS 6.1				DS 7.1				
Local event	Protocol event	Service primitive	Timer	Protocol action	Service primitive	Final state	Timer	Protocol action	Service primitive	Final state	Timer	Protocol action	Service primitive	Final state	Timer	Protocol action	Service primitive	Final state	
	R-CSUI/CDUI		STOP T2		S-P-EXPT IND (FAIL)	x	STOP T2		S-P-EXPT IND (FAIL)	x	STOP T2		S-P-EXPT IND (FAIL)	x			S-P-EXPT IND (FAIL)	x	
	R-RSUI/RDGR		STOP T2		S-P-EXPT IND (ERR) 3	DS 7.1	STOP T2		S-P-EXPT IND (ERR) 3	DS 7.1	STOP T2		S-P-EXPT IND (ERR) 3	DS 7.1			S-P-EXPT IND (ERR) 3	DS 7.1	
					S-P-EXPT IND (FAIL)	x			S-P-EXPT IND (FAIL)	x				S-P-EXPT IND (FAIL)	x			S-P-EXPT IND (FAIL)	x
	R-CSUI/CDPB (I)		STOP T2		S-P-EXPT IND (FAIL)	x	STOP T2		S-P-EXPT IND (FAIL)	x	STOP T2		S-P-EXPT IND (FAIL)	x			S-P-EXPT IND (FAIL)	x	
	R-RSUI/RDPBP (K) ^ K = R ^ S > R				S-SYNC MIN CONF R = R + 1	DS 2.1			S-SYNC MIN CONF R = R + 1	DS 5.1	STOP T2		S-P-EXPT IND (ERR) 3	DS 7.1			S-P-EXPT IND (ERR) 3	DS 7.1	
					S-P-EXPT IND (FAIL)	x			S-P-EXPT IND (FAIL)	x				S-P-EXPT IND (FAIL)	x			S-P-EXPT IND (FAIL)	x
	R-RSUI/RDPBP (K) ^ K = R ^ S > R + 1		STOP T2		S-SYNC MIN CONF R = R + 1	DS 2.1	STOP T2		S-P-EXPT IND (ERR) 3	DS 7.1	STOP T2		S-P-EXPT IND (ERR) 3	DS 7.1			S-P-EXPT IND (ERR) 3	DS 7.1	
					S-P-EXPT IND (FAIL)	x			S-P-EXPT IND (FAIL)	x				S-P-EXPT IND (FAIL)	x			S-P-EXPT IND (FAIL)	x
	R-RSUI/RDPBN		STOP T2		S-U-EXPT IND 3)	DS 7.1	STOP T2		S-U-EXPT REQ 3)	DS 7.1	STOP T2		S-P-EXPT IND (ERR) 3)	DS 7.1			S-P-EXPT IND (ERR) 3)	DS 7.1	
					S-P-EXPT IND (FAIL)	x			S-P-EXPT IND (FAIL)	x				S-P-EXPT IND (FAIL)	x			S-P-EXPT IND (FAIL)	x

TABLE H.2/T.62 (continued)

State transition tables for called terminal

Called terminal

State			4 Document send																	
Event			DS 4.1				DS 5.1				DS 6.1				DS 7.1					
Local event	Protocol event	Service primitive	Timer	Protocol action	Service primitive	Final state	Timer	Protocol action	Service primitive	Final state	Timer	Protocol action	Service primitive	Final state	Timer	Protocol action	Service primitive	Final state		
	ANY OTHER DOCUMENT COMMAND OR RESP OR WRONG FORMAT IN CONNECTION WITH RSUI		STOP T2		S-P-EXPT IND (ERR) 3	DS 7.1	STOP T2		S-P-EXPT IND (ERR) 3	DS 7.1	STOP T2		S-P-EXPT IND (ERR) 3	DS 7.1					DS 7.1	
					S-P-EXPT IND (FAIL)	x			S-P-EXPT IND (FAIL)	x				S-P-EXPT IND (FAIL)	x					
	ANY OTHER COMMAND OR RESP OR WRONG FORMAT		STOP T2		S-P-EXPT IND (FAIL)	x	STOP T2		S-P-EXPT IND (FAIL)	x	STOP T2			S-P-EXPT IND (FAIL)	x				S-P-EXPT IND (FAIL)	x
EXPIRY OF T1			(-----)				(-----)				(-----)				(-----)					
EXPIRY OF T2			STOP T2		S-P-EXPT IND (FAIL)	x	STOP T2		S-P-EXPT IND (FAIL)	x	STOP T2			S-P-EXPT IND (FAIL)	x	(-----)				
EXPIRY OF T3			(-----)				(-----)				(-----)				(-----)					

TABLE H.2/T.62 (continued)

State transition tables for called terminal

Called terminal

State			4 Document send								Wait			
Event			DS 8.1				DS 9.1				5.1			
Local event	Protocol event	Service primitive	Timer	Protocol action	Service primitive	Final state	Timer	Protocol action	Service primitive	Final state	Timer	Protocol action	Service primitive	Final state
		S-CON RESP POS	(-.....)				(-.....)				(-.....)			
		S-CON RESP NEG	(-.....)				(-.....)				(-.....)			
		S-REL RESP	(-.....)				(-.....)				(-.....)			
		S-CTRL GIVE REQ	(-.....)				(-.....)				(-.....)			
		S-CTRL GIVE RESP	(-.....)				(-.....)				(-.....)			
		S-SYNC MIN REQ (I)	(-.....)				(-.....)				(-.....)			
		S-SYNC MIN RESP (K) ^ K = Q	(-.....)				(-.....)				(-.....)			
		S-U-EXPT REQ	(-.....)				(-.....)				(-.....)			
		S-ACT END REQ (I)	(-.....)				(-.....)				(-.....)			
		S-ACT END RESP (K)	(-.....)				(-.....)				(-.....)			

TABLE H.2/T.62 (continued)

State transition tables for called terminal

Called terminal

State			4 Document send								Wait			
Event			DS 8.1				DS 9.1				5.1			
Local event	Protocol event	Service primitive	Timer	Protocol action	Service primitive	Final state	Timer	Protocol action	Service primitive	Final state	Timer	Protocol action	Service primitive	Final state
		S-U-ABT REQ	START T3	S-CSA		14.1	START T3	S-CSA		14.1	START T3	S-CSA		14.1
		S-U-ABT RESP	(- - - - -)				(- - - - -)				(- - - - -)			
		S-ACT BEG (START) REQ	(- - - - -)				(- - - - -)				(- - - - -)			
		S-ACT BEG (CONT) REQ (C)	(- - - - -)				(- - - - -)				(- - - - -)			
		S-DATA REQ	(- - - - -)				(- - - - -)				(- - - - -)			
		S-ACT DCAD REQ	(- - - - -)				(- - - - -)				(- - - - -)			
		S-ACT DCAD RESP	(- - - - -)				(- - - - -)				(- - - - -)			
		S-ACT INT REQ	(- - - - -)				(- - - - -)				(- - - - -)			
		S-ACT INT RESP	(- - - - -)				(- - - - -)				(- - - - -)			
		S-CAPAB DATA REQ	(- - - - -)				(- - - - -)				(- - - - -)			

TABLE H.2/T.62 (continued)

State transition tables for called terminal

Called terminal

State			4 Document send								Wait			
Event			DS 8.1				DS 9.1				5.1			
Local event	Protocol event	Service primitive	Timer	Protocol action	Service primitive	Final state	Timer	Protocol action	Service primitive	Final state	Timer	Protocol action	Service primitive	Final state
		S-CAPAB DATA RESP	(-.....)				(-.....)				(-.....)			
		T-CON IND	(-.....)				(-.....)				(-.....)			
		T-DISCON IND	STOP T2		S-P-ABT IND	0.1	STOP T2		S-P-ABT IND	0.1	STOP T2		S-P-ABT IND	0.1
		T-EXPT IND				DS 8.1				DS 9.1	STOP T2		S-P-EXPT IND (FAIL)	x
			STOP T2		S-P-EXPT IND (FAIL)	x	STOP T2		S-P-EXPT IND (FAIL)	x				
	R-CSS		STOP T2		S-P-EXPT IND (FAIL)	x	STOP T2		S-P-EXPT IND (FAIL)	x	STOP T2		S-P-EXPT IND (FAIL)	x
	R-RSSP		STOP T2		S-P-EXPT IND (FAIL)	x	STOP T2		S-P-EXPT IND (FAIL)	x	STOP T2		S-P-EXPT IND (FAIL)	x
	R-RSSN		STOP T2		S-P-EXPT IND (FAIL)	x	STOP T2		S-P-EXPT IND (FAIL)	x	STOP T2		S-P-EXPT IND (FAIL)	x
	R-CSE		STOP T2		S-P-EXPT IND (FAIL)	x	STOP T2		S-P-EXPT IND (FAIL)	x	STOP T2		S-P-EXPT IND (FAIL)	x
	R-RSEP		STOP T2		S-P-EXPT IND (FAIL)	x	STOP T2		S-P-EXPT IND (FAIL)	x	STOP T2		S-P-EXPT IND (FAIL)	x

TABLE H.2/T.62 (continued)

State transition tables for called terminal

Called terminal

State			4 Document send								Wait			
Event			DS 8.1				DS 9.1				5.1			
Local event	Protocol event	Service primitive	Timer	Protocol action	Service primitive	Final state	Timer	Protocol action	Service primitive	Final state	Timer	Protocol action	Service primitive	Final state
	R-CSA		STOP T2		S-ABT IND	7.1	STOP T2		S-ABT IND	7.1	STOP T2		S-ABT IND	7.1
	R-RSAP		STOP T2		S-P-EXPT IND (FAIL)	x	STOP T2		S-P-EXPT IND (FAIL)	x	STOP T2		S-P-EXPT IND (FAIL)	x
	R-CSCC		STOP T2		S-P-EXPT IND (FAIL)	x	STOP T2		S-P-EXPT IND (FAIL)	x	STOP T2		S-P-EXPT IND (FAIL)	x
	R-RSCCP		STOP T2		S-P-EXPT IND (FAIL)	x	STOP T2		S-P-EXPT IND (FAIL)	x	STOP T2		S-CTRL GIVE CONF	DR 1.1
	R-CSUI/CDS		STOP T2		S-P-EXPT IND (FAIL)	x	STOP T2		S-P-EXPT IND (FAIL)	x	STOP T2		S-P-EXPT IND (FAIL)	x
	R-CSUI/CDC (C)		STOP T2		S-P-EXPT IND (FAIL)	x	STOP T2		S-P-EXPT IND (FAIL)	x	STOP T2		S-P-EXPT IND (FAIL)	x
	R-CSUI/CDCL		STOP T2		S-P-EXPT IND (FAIL)	x	STOP T2		S-P-EXPT IND (FAIL)	x	STOP T2		S-P-EXPT IND (FAIL)	x
	R-RSUI/RDCLP					DS 8.1				DS 9.1	STOP T2		S-P-EXPT IND (FAIL)	x

TABLE H.2/T.62 (continued)

State transition tables for called terminal

Called terminal

State			4 Document send								Wait			
Event			DS 8.1				DS 9.1				5.1			
Local event	Protocol event	Service primitive	Timer	Protocol action	Service primitive	Final state	Timer	Protocol action	Service primitive	Final state	Timer	Protocol action	Service primitive	Final state
	R-CSUI/CDE (I)		STOP T2		S-P-EXPT IND (FAIL)	x	STOP T2		S-P-EXPT IND (FAIL)	x	STOP T2		S-P-EXPT IND (FAIL)	x
	R-RSUI/RDEP (K)					DS 8.1				DS 9.1	STOP T2		S-P-EXPT IND (FAIL)	x
	R-CSUI/CDD		STOP T2		S-P-EXPT IND (FAIL)	x	STOP T2		S-P-EXPT IND (FAIL)	x	STOP T2		S-P-EXPT IND (FAIL)	x
	R-RSUI/RDDP					DS 8.1	STOP T2		S-ACT DCAD CONF	DS 1.1	STOP T2		S-P-EXPT IND (FAIL)	x
	R-CSUI/CDR		STOP T2		S-P-EXPT IND (FAIL)	x	STOP T2		S-P-EXPT IND (FAIL)	x	STOP T2		S-P-EXPT IND (FAIL)	x
	R-RSUI/RDRP		STOP T2		S-ACT INT CONF	DS 1.1				DS 9.1	STOP T2		S-P-EXPT IND (FAIL)	x
	R-CSUI/CDUI		STOP T2		S-P-EXPT IND (FAIL)	x	STOP T2		S-P-EXPT IND (FAIL)	x	STOP T2		S-P-EXPT IND (FAIL)	x
	R-RSUI/RDGR					DS 8.1				DS 9.1	STOP T2		S-P-EXPT IND (FAIL)	x

TABLE H.2/T.62 (continued)

State transition tables for called terminal

Called terminal

State			4 Document send								Wait			
Event			DS 8.1				DS 9.1				5.1			
Local event	Protocol event	Service primitive	Timer	Protocol action	Service primitive	Final state	Timer	Protocol action	Service primitive	Final state	Timer	Protocol action	Service primitive	Final state
	R-CSUI/ CDPB (I)		STOP T2		S-P-EXPT IND (FAIL)	x				DS 9.1	STOP T2		S-P-EXPT IND (FAIL)	x
	R-RSUI/ RDPBP (K)					DS 8.1				DS 9.1	STOP T2		S-P-EXPT IND (FAIL)	x
	R-RSUI/ RDPBN					DS 8.1				DS 9.1	STOP T2		S-P-EXPT IND (FAIL)	x
	ANY OTHER DOCUMENT COMMAND OR RESP OR WRONG FORMAT IN CONNECTION WITH RSUI					DS 8.1				DS 9.1	STOP T2		S-P-EXPT IND (FAIL)	x
	ANY OTHER COMMAND OR RESP OR WRONG FORMAT		STOP T2		S-P-EXPT IND (FAIL)	x	STOP T2		S-P-EXPT IND (FAIL)	x	STOP T2		S-P-EXPT IND (FAIL)	x
EXPIRY OF T1			(- - - - -)				(- - - - -)				(- - - - -)			
EXPIRY OF T2			STOP T2		S-P-EXPT IND (FAIL)	x	STOP T2		S-P-EXPT IND (FAIL)	x	STOP T2		S-P-EXPT IND (FAIL)	x
EXPIRY OF T3			(- - - - -)				(- - - - -)				(- - - - -)			

TABLE H.2/T.62 (continued)

State transition tables for called terminal

Called terminal

State			2 Document receive															
Event			DR 1.1				DR 2.1				DR 3.1				DR 4.1			
Local event	Protocol event	Service primitive	Timer	Protocol action	Service primitive	Final state	Timer	Protocol action	Service primitive	Final state	Timer	Protocol action	Service primitive	Final state	Timer	Protocol action	Service primitive	Final state
		S-CON RESP POS	(-.....)				(-.....)				(-.....)				(-.....)			
		S-CON RESP NEG	(-.....)				(-.....)				(-.....)				(-.....)			
		S-REL RESP	(-.....)				(-.....)				(-.....)				(-.....)			
		S-CTRL GIVE REQ	(-.....)				(-.....)				(-.....)				(-.....)			
		S-CTRL GIVE RESP	(-.....)				(-.....)				(-.....)				(-.....)			
		S-SYNC MIN REQ (I)	(-.....)				(-.....)				(-.....)				(-.....)			
		S-SYNC MIN RESP (K) ^ K = Q	(-.....)				RESTART T1	S-RSUI/RDPBP (K)	COUNTER: Q = Q + 1	DR 2.1	RESTART T1	S-RSUI/RDPBP (K)	COUNTER: Q = Q + 1	DR 3.1	START T1	S-RSUI/RDPBP (K)	COUNTER: Q = Q + 1	DR 2.1
		S-U-EXPT REQ	(-.....)				RESTART T1	S-RSUI/RDPBN		DR 7.1	RESTART T1	S-RSUI/RDPBN		DR 7.1	START T1	S-RSUI/RDPBN		DR 7.1

TABLE H.2/T.62 (continued)

State transition tables for called terminal

Called terminal

Event			State		2 Document receive															
					DR 1.1				DR 2.1				DR 3.1				DR 4.1			
Local event	Protocol event	Service primitive	Timer	Protocol action	Service primitive	Final state	Timer	Protocol action	Service primitive	Final state	Timer	Protocol action	Service primitive	Final state	Timer	Protocol action	Service primitive	Final state		
		S-ACT END REQ (I)	(- - - - -)				(- - - - -)				(- - - - -)				(- - - - -)					
		S-ACT END RESP (K)	(- - - - -)				(- - - - -)				(- - - - -)				(- - - - -)					
		S-U-ABT REQ	START T3	S-CSA		14.1	START T3	S-CSA		14.1	START T3	S-CSA		14.1	START T3	S-CSA		14.1		
		S-U-ABT RESP	(- - - - -)				(- - - - -)				(- - - - -)				(- - - - -)					
		S-ACT BEG (START) REQ	(- - - - -)				(- - - - -)				(- - - - -)				(- - - - -)					
		S-ACT BEG (CONT) REQ (C)	(- - - - -)				(- - - - -)				(- - - - -)				(- - - - -)					
		S-DATA REQ	(- - - - -)				(- - - - -)				(- - - - -)				(- - - - -)					
		S-ACT DCAD REQ	(- - - - -)				(- - - - -)				(- - - - -)				(- - - - -)					
		S-ACT DCAD RESP	(- - - - -)				(- - - - -)				(- - - - -)				(- - - - -)					

TABLE H.2/T.62 (continued)

State transition tables for called terminal

Called terminal

State			2 Document receive															
Event			DR 1.1				DR 2.1				DR 3.1				DR 4.1			
Local event	Protocol event	Service primitive	Timer	Protocol action	Service primitive	Final state	Timer	Protocol action	Service primitive	Final state	Timer	Protocol action	Service primitive	Final state	Timer	Protocol action	Service primitive	Final state
		S-ACT INT REQ	(- - - - -)				(- - - - -)				(- - - - -)				(- - - - -)			
		S-ACT INT RESP	(- - - - -)				(- - - - -)				(- - - - -)				(- - - - -)			
		S-CAPAB DATA REQ	(- - - - -)				(- - - - -)				(- - - - -)				(- - - - -)			
		S-CAPAB DATA RESP	(- - - - -)				(- - - - -)				(- - - - -)				(- - - - -)			
		T-CON IND	(- - - - -)				(- - - - -)				(- - - - -)				(- - - - -)			
		T-DISCON IND	STOP T1		S-P-ABT IND	0.1	STOP T1		S-P-ABT IND	0.1	STOP T1		S-P-ABT IND	0.1			S-P-ABT IND	0.1
		T-EXPT IND			S-P-EXPT IND (ERR) 3	DR 1.1			S-P-EXPT IND (ERR) 3	DR 2.1			S-P-EXPT IND (ERR) 3	DR 3.1			S-P-EXPT IND (ERR) 3	DR 4.1
			STOP T1		S-P-EXPT IND (FAIL)	x	STOP T1		S-P-EXPT IND (FAIL)	x	STOP T1		S-P-EXPT IND (FAIL)	x			S-P-EXPT IND (FAIL)	x
	R-CSS		STOP T1		S-P-EXPT IND (FAIL)	x	STOP T1		S-P-EXPT IND (FAIL)	x	STOP T1		S-P-EXPT IND (FAIL)	x			S-P-EXPT IND (FAIL)	x
	R-RSSP		STOP T1		S-P-EXPT IND (FAIL)	x	STOP T1		S-P-EXPT IND (FAIL)	x	STOP T1		S-P-EXPT IND (FAIL)	x			S-P-EXPT IND (FAIL)	x

TABLE H.2/T.62 (continued)

State transition tables for called terminal

Called terminal

State			2 Document receive															
Event			DR 1.1				DR 2.1				DR 3.1				DR 4.1			
Local event	Protocol event	Service primitive	Timer	Protocol action	Service primitive	Final state	Timer	Protocol action	Service primitive	Final state	Timer	Protocol action	Service primitive	Final state	Timer	Protocol action	Service primitive	Final state
	R-RSSN		STOP T1		S-P-EXPT IND (FAIL)	x	STOP T1		S-P-EXPT IND (FAIL)	x	STOP T1		S-P-EXPT IND (FAIL)	x			S-P-EXPT IND (FAIL)	x
	R-CSE		STOP T1		S-REL IND	6.1	STOP T1		S-P-EXPT IND (FAIL)	x	STOP T1		S-P-EXPT IND (FAIL)	x			S-P-EXPT IND (FAIL)	x
	R-RSEP		STOP T1		S-P-EXPT IND (FAIL)	x	STOP T1		S-P-EXPT IND (FAIL)	x	STOP T1		S-P-EXPT IND (FAIL)	x			S-P-EXPT IND (FAIL)	x
	R-CSA		STOP T1		S-ABORT IND	7.1	STOP T1		S-ABORT IND	7.1	STOP T1		S-ABORT IND	7.1			S-ABORT IND	7.1
	R-RSAP		STOP T1		S-P-EXPT IND (FAIL)	x	STOP T1		S-P-EXPT IND (FAIL)	x	STOP T1		S-P-EXPT IND (FAIL)	x			S-P-EXPT IND (FAIL)	x
	R-CSCC		STOP T1		S-CTRL GIVE IND	3.1	STOP T1		S-P-EXPT IND (FAIL)	x	STOP T1		S-P-EXPT IND (FAIL)	x			S-P-EXPT IND (FAIL)	x
	R-RSCCP		STOP T1		S-P-EXPT IND (FAIL)	x	STOP T1		S-P-EXPT IND (FAIL)	x	STOP T1		S-P-EXPT IND (FAIL)	x			S-P-EXPT IND (FAIL)	x
	R-CSUI/CDS		RESTART T1		S-ACT BEG (START) IND P = Q = 1	DR 2.1	RESTART T1	S-RSUI/RDGR	S-P-EXPT IND (ERR) 3)	DR 7.1	RESTART T1	S-RSUI/RDGR	S-P-EXPT IND (ERR) 3)	DR 7.1	START T1	S-RSUI/RDGR	S-P-EXPT IND (ERR) 3)	DR 7.1
							STOP T1		S-P-EXPT IND (FAIL)	x	STOP T1		S-P-EXPT IND (FAIL)	x			S-P-EXPT IND (FAIL)	x

TABLE H.2/T.62 (continued)

State transition tables for called terminal

Called terminal

State			2 Document receive															
Event			DR 1.1				DR 2.1				DR 3.1				DR 4.1			
Local event	Protocol event	Service primitive	Timer	Protocol action	Service primitive	Final state	Timer	Protocol action	Service primitive	Final state	Timer	Protocol action	Service primitive	Final state	Timer	Protocol action	Service primitive	Final state
	R-CSUI/ CDC (C)		RESTART T1		S-ACT BEG (CON) IND P = Q = C+1	DR 2.1	RESTART T1	S-RSUI/ RDGR	S-P-EXPT IND (ERR) 3)	DR 7.1	RESTART T1	S-RSUI/ RDGR	S-P-EXPT IND (ERR) 3)	DR 7.1	START T1	S-RSUI/ RDGR	S-P-EXPT IND (ERR) 3)	DR 7.1
							STOP T1		S-P-EXPT IND (FAIL)	x	STOP T1		S-P-EXPT IND (FAIL)	x			S-P-EXPT IND (FAIL)	x
	R-CSUI/ CDCL		STOP T1		S-CAPAB DATA IND	DR 6.1	RESTART T1	S-RSUI/ RDGR	S-P-EXPT IND (ERR) 3)	DR 7.1	RESTART T1	S-RSUI/ RDGR	S-P-EXPT IND (ERR) 3)	DR 7.1	START T1	S-RSUI/ RDGR	S-P-EXPT IND (ERR) 3)	DR 7.1
							STOP T1		S-P-EXPT IND (FAIL)	x	STOP T1		S-P-EXPT IND (FAIL)	x			S-P-EXPT IND (FAIL)	x
	R-RSUI/ RDCLP		STOP T1		S-P-EXPT IND (FAIL)	x	STOP T1		S-P-EXPT IND (FAIL)	x	STOP T1		S-P-EXPT IND (FAIL)	x			S-P-EXPT IND (FAIL)	x
	R-CSUI/ CDE (I) $\wedge (P - Q) \leq$ $(W - 1)$ $\wedge I = P$		RESTART T1	S-RSUI/ RDGR	S-P-EXPT IND (ERR) 3)	DR 7.1	RESTART T1	S-RSUI/ RDGR	S-P-EXPT IND (ERR) 3)	DR 7.1	STOP T1		S-ACT END IND	DR 5.1	START T1	S-RSUI/ RDGR	S-P-EXPT IND (ERR) 3)	DR 7.1
			STOP T1		S-P-EXPT IND (FAIL)	x	STOP T1		S-P-EXPT IND (FAIL)	x							S-P-EXPT IND (FAIL)	x
	R-RSUI/ RDEP (K)		STOP T1		S-P-EXPT IND (FAIL)	x	STOP T1		S-P-EXPT IND (FAIL)	x	STOP T1		S-P-EXPT IND (FAIL)	x			S-P-EXPT IND (FAIL)	x
	R-CSUI/ CDD		STOP T1		S-ACT DCAD IND	DR 9.1	STOP T1		S-ACT DCAD IND	DR 9.1	STOP T1		S-ACT DCAD IND	DR 9.1			S-ACT DCAD IND	DR 9.1

TABLE H.2/T.62 (continued)

State transition tables for called terminal

Called terminal

State			2 Document receive															
Event			DR 1.1				DR 2.1				DR 3.1				DR 4.1			
Local event	Protocol event	Service primitive	Timer	Protocol action	Service primitive	Final state	Timer	Protocol action	Service primitive	Final state	Timer	Protocol action	Service primitive	Final state	Timer	Protocol action	Service primitive	Final state
	R-RSUI/RDDP		STOP T1		S-P-EXPT IND (FAIL)	x	STOP T1		S-P-EXPT IND (FAIL)	x	STOP T1		S-P-EXPT IND (FAIL)	x			S-P-EXPT IND (FAIL)	x
	R-CSUI/CDR		STOP T1		S-ACT INT IND	DR 8.1	STOP T1		S-ACT INT IND	DR 8.1	STOP T1		S-ACT INT IND	DR 8.1			S-ACT INT IND	DR 8.1
	R-RSUI/RDRP		STOP T1		S-P-EXPT IND (FAIL)	x	STOP T1		S-P-EXPT IND (FAIL)	x	STOP T1		S-P-EXPT IND (FAIL)	x			S-P-EXPT IND (FAIL)	x
	R-CSUI/CDUI		RESTART T1	S-RSUI/RDGR	S-P-EXPT IND (ERR) 3)	DR 7.1	RESTART T1		S-DATA IND	DR 3.1	RESTART T1		S-DATA IND	DR 3.1	START T1	S-RSUI/RDGR	S-P-EXPT IND (ERR) 3)	DR 7.1
		STOP T1		S-P-EXPT IND (FAIL)	x							S-P-EXPT IND (FAIL)			x			
	R-RSUI/RDGR		STOP T1		S-P-EXPT IND (FAIL)	x	STOP T1		S-P-EXPT IND (FAIL)	x	STOP T1		S-P-EXPT IND (FAIL)	x			S-P-EXPT IND (FAIL)	x
	R-CSUI/CDPB (I)		RESTART T1	S-RSUI/RDGR	S-P-EXPT IND (ERR) 3)	DR 7.1	RESTART T1		S-SYNC MIN IND 5)	DR 2.1 3)	RESTART T1		S-SYNC MIN IND	DR 2.1			S-SYNC MIN IND 5)	DR 4.1 3)
	$\wedge (P - Q) < (W - 1)$ $\wedge I = P$		STOP T1		S-P-EXPT IND (FAIL)	x	RESTART T1	S-RSUI/RDGR	S-P-EXPT IND (ERR) 3)	DR 7.1					COUNTER: P = P + 1		START T1	S-RSUI/RDGR
		STOP T1					S-P-EXPT IND (FAIL)	x		S-P-EXPT IND (FAIL)	x			S-P-EXPT IND (FAIL)		x		

TABLE H.2/T.62 (continued)

State transition tables for called terminal

Called terminal

State			2 Document receive															
Event			DR 1.1				DR 2.1				DR 3.1				DR 4.1			
Local event	Protocol event	Service primitive	Timer	Protocol action	Service primitive	Final state	Timer	Protocol action	Service primitive	Final state	Timer	Protocol action	Service primitive	Final state	Timer	Protocol action	Service primitive	Final state
	R-CSUI/CDPB (I)		RESTART T1	S-RSUI/RDGR	S-P-EXPT IND (ERR) 3)	DR 7.1	RESTART T1		S-SYNC MIN IND 5)	DR 2.1 3)			S-SYNC MIN IND				S-SYNC MIN IND 5)	DR 4.1 3)
	$\wedge(P - Q) = (W - 1)$ $\wedge I = P$						RESTART T1	S-RSUI/RDGR	S-P-EXPT IND (ERR) 3)	DR 7.1				DR 4.1	START T1	S-RSUI/RDGR	S-P-EXPT IND (ERR) 3)	DR 7.1
		STOP T1		S-P-EXPT IND (FAIL)	x	STOP T1		S-P-EXPT IND (FAIL)	x				COUNTER: P = P + 1				S-P-EXPT IND (FAIL)	x
	R-CSUI/CDPB (I)		RESTART T1	S-RSUI/RDGR	S-P-EXPT IND (ERR) 3)	DR 7.1	RESTART T1		S-SYNC MIN IND 5)	DR 2.1 3)	RESTART T1		S-SYNC MIN IND 6)	DR 2.1 3)			S-SYNC MIN IND 5)	DR 4.1
	$\wedge I \neq P$						RESTART T1	S-RSUI/RDGR	S-P-EXPT IND (ERR) 3)	DR 7.1	RESTART T1	S-RSUI/RDGR	S-P-EXPT IND (ERR) 3)	DR 7.1	START T1	S-RSUI/RDGR	S-P-EXPT IND (ERR) 3)	DR 7.1
		STOP T1		S-P-EXPT IND (FAIL)	x	STOP T1		S-P-EXPT IND (FAIL)	x	STOP T1		S-P-EXPT IND (FAIL)	x			S-P-EXPT IND (FAIL)	x	
	R-RSUI/RDPBP (K)		STOP T1		S-P-EXPT IND (FAIL)	x	STOP T1		S-P-EXPT IND (FAIL)	x	STOP T1		S-P-EXPT IND (FAIL)	x			S-P-EXPT IND (FAIL)	x
	R-RSUI/RDPBN		STOP T1		S-P-EXPT IND (FAIL)	x	STOP T1		S-P-EXPT IND (FAIL)	x	STOP T1		S-P-EXPT IND (FAIL)	x			S-P-EXPT IND (FAIL)	x

TABLE H.2/T.62 (continued)

State transition tables for called terminal

Called terminal

State			2 Document receive															
Event			DR 1.1				DR 2.1				DR 3.1				DR 4.1			
Local event	Protocol event	Service primitive	Timer	Protocol action	Service primitive	Final state	Timer	Protocol action	Service primitive	Final state	Timer	Protocol action	Service primitive	Final state	Timer	Protocol action	Service primitive	Final state
	ANY OTHER DOCUMENT COMMAND OR RESP		RESTART T1	S-RSUI/RDGR	S-P-EXPT IND (ERR) 3)	DR 7.1	RESTART T1	S-RSUI/RDGR	S-P-EXPT IND (ERR) 3)	DR 7.1	RESTART T1	S-RSUI/RDGR	S-P-EXPT IND (ERR) 3)	DR 7.1	START T1	S-RSUI/RDGR	S-P-EXPT IND (ERR) 3)	DR 7.1
	OR WRONG FORMAT IN CONNECTION WITH CSUI		STOP T1		S-P-EXPT IND (FAIL)	x	STOP T1		S-P-EXPT IND (FAIL)	x	STOP T1		S-P-EXPT IND (FAIL)	x			S-P-EXPT IND (FAIL)	x
	ANY OTHER COMMAND OR RESP OR WRONG FORMAT		STOP T1		S-P-EXPT IND (FAIL)	x	STOP T1		S-P-EXPT IND (FAIL)	x	STOP T1		S-P-EXPT IND (FAIL)	x			S-P-EXPT IND (FAIL)	x
EXPIRY OF T1			STOP T1		S-P-EXPT IND (FAIL)	x	STOP T1		S-P-EXPT IND (FAIL)	x	STOP T1		S-P-EXPT IND (FAIL)	x	(-----)			
EXPIRY OF T2			(-----)				(-----)				(-----)				(-----)			
EXPIRY OF T3			(-----)				(-----)				(-----)				(-----)			

TABLE H.2/T.62 (continued)

State transition tables for called terminal

Called terminal

State			2 Document receive															
Event			DR 5.1				DR 6.1				DR 7.1				DR 8.1			
Local event	Protocol event	Service primitive	Timer	Protocol action	Service primitive	Final state	Timer	Protocol action	Service primitive	Final state	Timer	Protocol action	Service primitive	Final state	Timer	Protocol action	Service primitive	Final state
		S-CON RESP POS	(-.....)				(-.....)				(-.....)				(-.....)			
		S-CON RESP NEG	(-.....)				(-.....)				(-.....)				(-.....)			
		S-REL RESP	(-.....)				(-.....)				(-.....)				(-.....)			
		S-CTRL GIVE REQ	(-.....)				(-.....)				(-.....)				(-.....)			
		S-CTRL GIVE RESP	(-.....)				(-.....)				(-.....)				(-.....)			
		S-SYNC MIN REQ (I)	(-.....)				(-.....)				(-.....)				(-.....)			
		S-SYNC MIN RESP (K) ^ K = Q		S-RSUI/RDPBP (K)	COUNTER: Q = Q + 1	DR 5.1	(-.....)				(-.....)				(-.....)			
		S-U-EXPT REQ	START T1	S-RSUI/RDPBN		DR 7.1	(-.....)				(-.....)				(-.....)			
		S-ACT END REQ (I)	(-.....)				(-.....)				(-.....)				(-.....)			

TABLE H.2/T.62 (continued)

State transition tables for called terminal

Called terminal

State			2 Document receive															
Event			DR 5.1				DR 6.1				DR 7.1				DR 8.1			
Local event	Protocol event	Service primitive	Timer	Protocol action	Service primitive	Final state	Timer	Protocol action	Service primitive	Final state	Timer	Protocol action	Service primitive	Final state	Timer	Protocol action	Service primitive	Final state
		S-ACT END RESP (K)	START T1	S-RSUI/RDEP		DR 1.1	(- - - - -)				(- - - - -)				(- - - - -)			
		S-U ABT REQ	START T3	S-CSA		14.1	START T3	S-CSA		14.1	START T3	S-CSA		14.1	START T3	S-CSA		14.1
		S-U-ABT RESP	(- - - - -)				(- - - - -)				(- - - - -)				(- - - - -)			
		S-ACT BEG (START) REQ	(- - - - -)				(- - - - -)				(- - - - -)				(- - - - -)			
		S-ACT BEG (CONT) REQ (C)	(- - - - -)				(- - - - -)				(- - - - -)				(- - - - -)			
		S-DATA REQ	(- - - - -)				(- - - - -)				(- - - - -)				(- - - - -)			
		S-ACT DCAD REQ	(- - - - -)				(- - - - -)				(- - - - -)				(- - - - -)			
		S-ACT DCAD RESP	(- - - - -)				(- - - - -)				(- - - - -)				(- - - - -)			
		S-ACT INT REQ	(- - - - -)				(- - - - -)				(- - - - -)				(- - - - -)			
		S-ACT INT RESP	(- - - - -)				(- - - - -)				(- - - - -)				START T1	S-RSUI/RDRP		DR 1.1

TABLE H.2/T.62 (continued)

State transition tables for called terminal

Called terminal

State			2 Document receive																
Event			DR 5.1				DR 6.1				DR 7.1				DR 8.1				
Local event	Protocol event	Service primitive	Timer	Protocol action	Service primitive	Final state	Timer	Protocol action	Service primitive	Final state	Timer	Protocol action	Service primitive	Final state	Timer	Protocol action	Service primitive	Final state	
		S-CAPAB DATA REQ	(- - - - -)				(- - - - -)				(- - - - -)				(- - - - -)				
		S-CAPAB DATA RESP	(- - - - -)				START T1	S-RSUI/RDCLP			DR 1.1	(- - - - -)				(- - - - -)			
		T-CON IND	(- - - - -)				(- - - - -)				(- - - - -)				(- - - - -)				
		T-DISCON IND			S-P-ABT IND	0.1			S-P-ABT IND	0.1	STOP T1		S-P-ABT IND	0.1			S-P-ABT IND	0.1	
		T-EXPT IND			S-P-EXPT IND (ERR) 3	DR 5.1			S-P-EXPT IND (ERR) 3	DR 6.1			S-P-EXPT IND (FAIL)	x			S-P-EXPT IND (FAIL)	x	
			S-P-EXPT IND (FAIL)	x		S-P-EXPT IND (FAIL)	x		S-P-EXPT IND (FAIL)	x	STOP T1			S-P-EXPT IND (FAIL)	x			S-P-EXPT IND (FAIL)	x
	R-CSS				S-P-EXPT IND (FAIL)	x			S-P-EXPT IND (FAIL)	x	STOP T1			S-P-EXPT IND (FAIL)	x			S-P-EXPT IND (FAIL)	x
	R-RSSP				S-P-EXPT IND (FAIL)	x			S-P-EXPT IND (FAIL)	x	STOP T1			S-P-EXPT IND (FAIL)	x			S-P-EXPT IND (FAIL)	x
	R-RSSN				S-P-EXPT IND (FAIL)	x			S-P-EXPT IND (FAIL)	x	STOP T1			S-P-EXPT IND (FAIL)	x			S-P-EXPT IND (FAIL)	x

TABLE H.2/T.62 (continued)

State transition tables for called terminal

Called terminal

State			2 Document receive															
Event			DR 5.1				DR 6.1				DR 7.1				DR 8.1			
Local event	Protocol event	Service primitive	Timer	Protocol action	Service primitive	Final state	Timer	Protocol action	Service primitive	Final state	Timer	Protocol action	Service primitive	Final state	Timer	Protocol action	Service primitive	Final state
	R-CSE				S-P-EXPT IND (FAIL)	x			S-P-EXPT IND (FAIL)	x	STOP T1		S-P-EXPT IND (FAIL)	x			S-P-EXPT IND (FAIL)	x
	R-RSEP				S-P-EXPT IND (FAIL)	x			S-P-EXPT IND (FAIL)	x	STOP T1		S-P-EXPT IND (FAIL)	x			S-P-EXPT IND (FAIL)	x
	R-CSA				S-ABT IND	7.1			S-ABT IND	7.1	STOP T1		S-ABT IND	7.1			S-ABT IND	7.1
	R-RSAP				S-P-EXPT IND (FAIL)	x			S-P-EXPT IND (FAIL)	x	STOP T1		S-P-EXPT IND (FAIL)	x			S-P-EXPT IND (FAIL)	x
	R-CSCC				S-P-EXPT IND (FAIL)	x			S-P-EXPT IND (FAIL)	x	STOP T1		S-P-EXPT IND (FAIL)	x			S-P-EXPT IND (FAIL)	x
	R-RSCCP				S-P-EXPT IND (FAIL)	x			S-P-EXPT IND (FAIL)	x	STOP T1		S-P-EXPT IND (FAIL)	x			S-P-EXPT IND (FAIL)	x
	R-CSUI/ CDS		START T1	S-RSUI/ RDGR	S-P-EXPT IND (ERR) 3)	DR 7.1	START T1	S-RSUI/ RDGR	S-P-EXPT IND (ERR) 3)	DR 7.1							S-P-EXPT IND (FAIL)	x
					S-P-EXPT IND (FAIL)	x			S-P-EXPT IND (FAIL)	x				DR 7.1				

TABLE H.2/T.62 (continued)

State transition tables for called terminal

Called terminal

State			2 Document receive															
			DR 5.1				DR 6.1				DR 7.1				DR 8.1			
Local event	Protocol event	Service primitive	Timer	Protocol action	Service primitive	Final state	Timer	Protocol action	Service primitive	Final state	Timer	Protocol action	Service primitive	Final state	Timer	Protocol action	Service primitive	Final state
	R-CSUI/ CDC (C)		START T1	S-RSUI/ RDGR	S-P-EXPT IND (ERR) 3)	DR 7.1	START T1	S-RSUI/ RDGR	S-P-EXPT IND (ERR) 3)	DR 7.1				DR 7.1			S-P-EXPT IND (FAIL)	x
					S-P-EXPT IND (FAIL)	x			S-P-EXPT IND (FAIL)	x								
	R-CSUI/ CDCL		START T1	S-RSUI/ RDGR	S-P-EXPT IND (ERR) 3)	DR 7.1	START T1	S-RSUI/ RDGR	S-P-EXPT IND (ERR) 3)	DR 7.1				DR 7.1			S-P-EXPT IND (FAIL)	x
					S-P-EXPT IND (FAIL)	x			S-P-EXPT IND (FAIL)	x								
	R-RSUI/ RDCLP				S-P-EXPT IND (FAIL)	x			S-P-EXPT IND (FAIL)	x	STOP T1		S-P-EXPT IND (FAIL)	x			S-P-EXPT IND (FAIL)	x
	R-CSUI/ CDE (I)		START T1	S-RSUI/ RDGR	S-P-EXPT IND (ERR) 3)	DR 7.1	START T1	S-RSUI/ RDGR	S-P-EXPT IND (ERR) 3)	DR 7.1				DR 7.1			S-P-EXPT IND (FAIL)	x
					S-P-EXPT IND (FAIL)	x			S-P-EXPT IND (FAIL)	x								
	R-RSUI/ RDEP (K)				S-P-EXPT IND (FAIL)	x			S-P-EXPT IND (FAIL)	x	STOP T1		S-P-EXPT IND (FAIL)	x			S-P-EXPT IND (FAIL)	x

TABLE H.2/T.62 (continued)

State transition tables for called terminal

Called terminal

State			2 Document receive																
			DR 5.1				DR 6.1				DR 7.1				DR 8.1				
Local event	Protocol event	Service primitive	Timer	Protocol action	Service primitive	Final state	Timer	Protocol action	Service primitive	Final state	Timer	Protocol action	Service primitive	Final state	Timer	Protocol action	Service primitive	Final state	
	R-CSUI/ CDD				S-ACT DCAD IND	DR 9.1	START T1	S-RSUI/ RDGR	S-P-EXPT IND (ERR) 3)	DR 7.1								S-P-EXPT IND (FAIL)	x
									S-P-EXPT IND (FAIL)	x	STOP T1		S-ACT DCAD IND	DR 9.1					
	R-RSUI/ RDDP				S-P-EXPT IND (FAIL)	x			S-P-EXPT IND (FAIL)	x	STOP T1		S-P-EXPT IND (FAIL)	x				S-P-EXPT IND (FAIL)	x
	R-RSUI/ CDR				S-ACT INT IND	DR 8.1			S-ACT INT IND	DR 8.1	STOP T1		S-ACT INT IND	DR 8.1				S-P-EXPT IND (FAIL)	x
	R-RSUI/ RDRP				S-P-EXPT IND (FAIL)	x			S-P-EXPT IND (FAIL)	x	STOP T1		S-P-EXPT IND (FAIL)	x				S-P-EXPT IND (FAIL)	x
	R-CSUI/ CDUI		START T1	S-RSUI/ RDGR	S-P-EXPT IND (ERR) 3)	DR 7.1	START T1	S-RSUI/ RDGR	S-P-EXPT IND (ERR) 3)	DR 7.1								S-P-EXPT IND (FAIL)	x
					S-P-EXPT IND (FAIL)	x			S-P-EXPT IND (FAIL)	x				DR 7.1					
	R-RSUI/ RDGR				S-P-EXPT IND (FAIL)	x			S-P-EXPT IND (FAIL)	x	STOP T1		S-P-EXPT IND (FAIL)	x				S-P-EXPT IND (FAIL)	x

TABLE H.2/T.62 (continued)

State transition tables for called terminal

Called terminal

State			2 Document receive																
Event			DR 5.1				DR 6.1				DR 7.1				DR 8.1				
Local event	Protocol event	Service primitive	Timer	Protocol action	Service primitive	Final state	Timer	Protocol action	Service primitive	Final state	Timer	Protocol action	Service primitive	Final state	Timer	Protocol action	Service primitive	Final state	
	R-CSUI/		(-.....-)				START T1	S-RSUI/RDGR	S-P-EXPT IND (ERR) 3)	DR 7.1								S-P-EXPT IND (FAIL)	x
	CDPB (I)		START T1	S-RSUI/RDGR	S-P-EXPT IND (ERR) 3)	DR 7.1		S-P-EXPT IND (FAIL)	x					DR 7.1				S-P-EXPT IND (FAIL)	x
	R-RSUI/RDPBP (K)				S-P-EXPT IND (FAIL)	x			S-P-EXPT IND (FAIL)	x	STOP T1		S-P-EXPT IND (FAIL)	x				S-P-EXPT IND (FAIL)	x
	R-RSUI/RDPBN				S-P-EXPT IND (FAIL)	x			S-P-EXPT IND (FAIL)	x	STOP T1		S-P-EXPT IND (FAIL)	x				S-P-EXPT IND (FAIL)	x
	ANY OTHER DOCUMENT COMMAND OR RESP		START T1	S-RSUI/RDGR	S-P-EXPT IND (ERR) 3)	DR 7.1	START T1	S-RSUI/RDGR	S-P-EXPT IND (ERR) 3)	DR 7.1								S-P-EXPT IND (FAIL)	x
	OR WRONG FORMAT IN CONNECTION WITH CSUI				S-P-EXPT IND (FAIL)	x			S-P-EXPT IND (FAIL)	x				DR 7.1				S-P-EXPT IND (FAIL)	x

TABLE H.2/T.62 (continued)

State transition tables for called terminal

Called terminal

State			2 Document receive																
Event			DR 5.1				DR 6.1				DR 7.1				DR 8.1				
Local event	Protocol event	Service primitive	Timer	Protocol action	Service primitive	Final state	Timer	Protocol action	Service primitive	Final state	Timer	Protocol action	Service primitive	Final state	Timer	Protocol action	Service primitive	Final state	
	ANY OTHER COMMAND OR RESP OR WRONG FORMAT				S-P-EXPT IND (FAIL)	x			S-P-EXPT IND (FAIL)	x	STOP T1			S-P-EXPT IND (FAIL)	x			S-P-EXPT IND (FAIL)	x
EXPIRY OF T1			(-----)				(-----)				STOP T1			S-P-EXPT IND (FAIL)	x	(-----)			
EXPIRY OF T2			(-----)				(-----)				(-----)					(-----)			
EXPIRY OF T3			(-----)				(-----)				(-----)					(-----)			

TABLE H.2/T.62 (continued)

State transition tables for called terminal

Called terminal

State			2 Document receive				Wait				Wait				Wait			
Event			DR 9.1				3.1				6.1				14.1			
Local event	Protocol event	Service primitive	Timer	Protocol action	Service primitive	Final state	Timer	Protocol action	Service primitive	Final state	Timer	Protocol action	Service primitive	Final state	Timer	Protocol action	Service primitive	Final state
		S-CON RESP POS	(- - - - -)				(- - - - -)				(- - - - -)				(- - - - -)			
		S-CON RESP NEG	(- - - - -)				(- - - - -)				(- - - - -)				(- - - - -)			
		S-REL RESP	(- - - - -)				(- - - - -)				START T1	S-RSEP		0.2	(- - - - -)			
		S-CTRL GIVE REQ	(- - - - -)				(- - - - -)				(- - - - -)				(- - - - -)			
		S-CTRL GIVE RESP	(- - - - -)					S-RSCCP		DS 1.1	(- - - - -)				(- - - - -)			
		S-SYNC MIN REQ (I)	(- - - - -)				(- - - - -)				(- - - - -)				(- - - - -)			
		S-SYNC MIN RESP (K)	(- - - - -)				(- - - - -)				(- - - - -)				(- - - - -)			
		S-U-EXPT REQ	(- - - - -)				(- - - - -)				(- - - - -)				(- - - - -)			
		S-ACT END REQ (I)	(- - - - -)				(- - - - -)				(- - - - -)				(- - - - -)			

TABLE H.2/T.62 (continued)

State transition tables for called terminal

Called terminal

State			2 Document receive				Wait				Wait				Wait			
Event			DR 9.1				3.1				6.1				14.1			
Local event	Protocol event	Service primitive	Timer	Protocol action	Service primitive	Final state	Timer	Protocol action	Service primitive	Final state	Timer	Protocol action	Service primitive	Final state	Timer	Protocol action	Service primitive	Final state
		S-ACT END RESP (K)	(- - - - -)				(- - - - -)				(- - - - -)				(- - - - -)			
		S-U-ABT REQ	START T3	S-CSA		14.1	START T3	S-CSA		14.1	START T3	S-CSA		14.1	(- - - - -)			
		S-U-ABT RESP	(- - - - -)				(- - - - -)				(- - - - -)				(- - - - -)			
		S-ACT BEG (START) REQ	(- - - - -)				(- - - - -)				(- - - - -)				(- - - - -)			
		S-ACT BEG (CONT) REQ (C)	(- - - - -)				(- - - - -)				(- - - - -)				(- - - - -)			
		S-DATA REQ	(- - - - -)				(- - - - -)				(- - - - -)				(- - - - -)			
		S-ACT DCAD REQ	(- - - - -)				(- - - - -)				(- - - - -)				(- - - - -)			
		S-ACT DCAD RESP	START T1	S-RSUI/RDDP		DR 1.1	(- - - - -)				(- - - - -)				(- - - - -)			
		S-ACT INT REQ	(- - - - -)				(- - - - -)				(- - - - -)				(- - - - -)			
		S-ACT INT RESP	(- - - - -)				(- - - - -)				(- - - - -)				(- - - - -)			

TABLE H.2/T.62 (continued)

State transition tables for called terminal

Called terminal

State			2 Document receive				Wait				Wait				Wait			
Event			DR 9.1				3.1				6.1				14.1			
Local event	Protocol event	Service primitive	Timer	Protocol action	Service primitive	Final state	Timer	Protocol action	Service primitive	Final state	Timer	Protocol action	Service primitive	Final state	Timer	Protocol action	Service primitive	Final state
		S-CAPAB DATA REQ	(-----)				(-----)				(-----)				(-----)			
		S-CAPAB DATA RESP	(-----)				(-----)				(-----)				(-----)			
		T-CON IND	(-----)				(-----)				(-----)				(-----)			
		T-DISCON IND			S-P-ABT IND	0.1			S-P-ABT IND	0.1			S-P-ABT IND	0.1	STOP T3		S-P-ABT IND	0.1
		T-EXPT IND			S-P-EXPT IND (FAIL)	x			S-P-EXPT IND (FAIL)	x			S-P-EXPT IND (FAIL)	x				14.1
	R-CSS				S-P-EXPT IND (FAIL)	x			S-P-EXPT IND (FAIL)	x			S-P-EXPT IND (FAIL)	x				14.1
	R-RSSP				S-P-EXPT IND (FAIL)	x			S-P-EXPT IND (FAIL)	x			S-P-EXPT IND (FAIL)	x				14.1
	R-RSSN				S-P-EXPT IND (FAIL)	x			S-P-EXPT IND (FAIL)	x			S-P-EXPT IND (FAIL)	x				14.1
	R-CSE				S-P-EXPT IND (FAIL)	x			S-P-EXPT IND (FAIL)	x			S-P-EXPT IND (FAIL)	x				14.1

TABLE H.2/T.62 (continued)

State transition tables for called terminal

Called terminal

State			2 Document receive				Wait				Wait				Wait				
Event			DR 9.1				3.1				6.1				14.1				
Local event	Protocol event	Service primitive	Timer	Protocol action	Service primitive	Final state	Timer	Protocol action	Service primitive	Final state	Timer	Protocol action	Service primitive	Final state	Timer	Protocol action	Service primitive	Final state	
	R-RSEP				S-P-EXPT IND (FAIL)	x			S-P-EXPT IND (FAIL)	x			S-P-EXPT IND (FAIL)	x					14.1
	R-CSA				S-ABT IND	7.1			S-ABT IND	7.1			S-ABT IND	7.1					14.1
	R-RSAP				S-P-EXPT IND (FAIL)	x			S-P-EXPT IND (FAIL)	x			S-P-EXPT IND (FAIL)	x	STOP T3		S-ABT CONF	0.2 7)	
																	S-ABT CONF T-DISCON REQ	0.1	
	R-CSCC				S-P-EXPT IND (FAIL)	x			S-P-EXPT IND (FAIL)	x			S-P-EXPT IND (FAIL)	x					14.1
	R-RSCCP				S-P-EXPT IND (FAIL)	x			S-P-EXPT IND (FAIL)	x			S-P-EXPT IND (FAIL)	x					14.1
	R-CSUI/CDS				S-P-EXPT IND (FAIL)	x			S-P-EXPT IND (FAIL)	x			S-P-EXPT IND (FAIL)	x					14.1
	R-CSUI/CDC (C)				S-P-EXPT IND (FAIL)	x			S-P-EXPT IND (FAIL)	x			S-P-EXPT IND (FAIL)	x					14.1

TABLE H.2/T.62 (continued)

State transition tables for called terminal

Called terminal

State			2 Document receive				Wait				Wait				Wait				
			DR 9.1				3.1				6.1				14.1				
Local event	Protocol event	Service primitive	Timer	Protocol action	Service primitive	Final state	Timer	Protocol action	Service primitive	Final state	Timer	Protocol action	Service primitive	Final state	Timer	Protocol action	Service primitive	Final state	
	R-CSUI/CDCL				S-P-EXPT IND (FAIL)	x			S-P-EXPT IND (FAIL)	x			S-P-EXPT IND (FAIL)	x					14.1
	R-RSUI/RDCPL				S-P-EXPT IND (FAIL)	x			S-P-EXPT IND (FAIL)	x			S-P-EXPT IND (FAIL)	x					14.1
	R-CSUI/CDE (I)				S-P-EXPT IND (FAIL)	x			S-P-EXPT IND (FAIL)	x			S-P-EXPT IND (FAIL)	x					14.1
	R-RSUI/RDEP (K)				S-P-EXPT IND (FAIL)	x			S-P-EXPT IND (FAIL)	x			S-P-EXPT IND (FAIL)	x					14.1
	R-CSUI/CDD				S-P-EXPT IND (FAIL)	x			S-P-EXPT IND (FAIL)	x			S-P-EXPT IND (FAIL)	x					14.1
	R-RSUI/RDDP				S-P-EXPT IND (FAIL)	x			S-P-EXPT IND (FAIL)	x			S-P-EXPT IND (FAIL)	x					14.1

TABLE H.2/T.62 (continued)

State transition tables for called terminal

Called terminal

State			2 Document receive				Wait				Wait				Wait				
Event			DR 9.1				3.1				6.1				14.1				
Local event	Protocol event	Service primitive	Timer	Protocol action	Service primitive	Final state	Timer	Protocol action	Service primitive	Final state	Timer	Protocol action	Service primitive	Final state	Timer	Protocol action	Service primitive	Final state	
	R-CSUI/CDR				S-P-EXPT IND (FAIL)	x			S-P-EXPT IND (FAIL)	x			S-P-EXPT IND (FAIL)	x					14.1
	R-RSUI/RDRP				S-P-EXPT IND (FAIL)	x			S-P-EXPT IND (FAIL)	x			S-P-EXPT IND (FAIL)	x					14.1
	R-CSUI/CDUI				S-P-EXPT IND (FAIL)	x			S-P-EXPT IND (FAIL)	x			S-P-EXPT IND (FAIL)	x					14.1
	R-RSUI/RDGR				S-P-EXPT IND (FAIL)	x			S-P-EXPT IND (FAIL)	x			S-P-EXPT IND (FAIL)	x					14.1
	R-CSUI/CDPB (I)				S-P-EXPT IND (FAIL)	x			S-P-EXPT IND (FAIL)	x			S-P-EXPT IND (FAIL)	x					14.1
	R-RSUI/RDPBP (K)				S-P-EXPT IND (FAIL)	x			S-P-EXPT IND (FAIL)	x			S-P-EXPT IND (FAIL)	x					14.1
	R-RSUI/RDPBN				S-P-EXPT IND (FAIL)	x			S-P-EXPT IND (FAIL)	x			S-P-EXPT IND (FAIL)	x					14.1

TABLE H.2/T.62 (continued)

State transition tables for called terminal

Called terminal

State			2 Document receive				Wait				Wait				Wait				
Event			DR 9.1				3.1				6.1				14.1				
Local event	Protocol event	Service primitive	Timer	Protocol action	Service primitive	Final state	Timer	Protocol action	Service primitive	Final state	Timer	Protocol action	Service primitive	Final state	Timer	Protocol action	Service primitive	Final state	
	ANY OTHER COMMAND OR RESP OR WRONG FORMAT				S-P-EXPT IND (FAIL)	x			S-P-EXPT IND (FAIL)	x			S-P-EXPT IND (FAIL)	x					14.1
EXPIRY OF T1			(-----)				(-----)				(-----)				(-----)				
EXPIRY OF T2			(-----)				(-----)				(-----)				(-----)				
EXPIRY OF T3			(-----)				(-----)				(-----)				STOP T3		S-P-ABT IND T-DISCON REQ		0.1

TABLE H.2/T.62 (continued)

State transition tables for called terminal

Called terminal

Event			State		Wait		
			x				
Local event	Protocol event	Service primitive	Timer	Protocol action	Service primitive	Final state	
		S-CON RESP POS	(-----)				
		S-CON RESP NEG	(-----)				
		S-REL RESP	(-----)				
		S-CTRL GIVE REQ	(-----)				
		S-CTRL GIVE RESP	(-----)				
		S-SYNC MIN REQ (I)	(-----)				
		S-SYNC MIN RESP (K)	(-----)				
		S-U-EXPT REQ	(-----)				
		S-ACT END REQ (I)	(-----)				
		S-ACT END RESP (K)	(-----)				
		S-U-ABT REQ	START T3	S-CSA		14.1	

TABLE H.2/T.62 (continued)

State transition tables for called terminal

Called terminal

Event			State	Wait			
				x			
Local event	Protocol event	Service primitive	Timer	Protocol action	Service primitive	Final state	
		S-U-ABT RESP	(-----)				
		S-ACT BEG (START) REQ	(-----)				
		S-ACT BEG (CONT) REQ (C)	(-----)				
		S-DATA REQ	(-----)				
		S-ACT DCAD REQ	(-----)				
		S-ACT DCAD RESP	(-----)				
		S-ACT INT REQ	(-----)				
		S-ACT INT RESP	(-----)				
		S-CAPAB DATA REQ	(-----)				
		S-CAPAB DATA RESP	(-----)				
		T-CON IND	(-----)				

TABLE H.2/T.62 (continued)

State transition tables for called terminal

Called terminal

Event			State	Wait		
Event				x		
Local event	Protocol event	Service primitive	Timer	Protocol action	Service primitive	Final state
		T-DISCON IND			S-P-ABT IND	0.1
		T-EXPT IND				x
	R-CSS					x
	R-RSSP					x
	R-RSSN					x
	R-CSE					x
	R-RSEP					x
	R-CSA				S-ABT IND	7.1
	R-RSAP					x
	R-CSCC					x
	R-RSCCP					x

TABLE H.2/T.62 (continued)

State transition tables for called terminal

Called terminal

Event			State	Wait		
Event			x			
Local event	Protocol event	Service primitive	Timer	Protocol action	Service primitive	Final state
	R-CSUI/ CDS					x
	R-CSUI/ CDC (C)					x
	R-CSUI/ CDCL					x
	R-RSUI/ RDCLP					x
	R-CSUI/ CDE (I)					x
	R-RSUI/ RDEP (K)					x
	R-CSUI/ CDD					x
	R-RSUI/ RDDP					x
	R-CSUI/ CDR					x
	R-RSUI/ RDRP					x
	R-CSUI/ CDUI					x

TABLE H.2/T.62 (end)

State transition tables for called terminal

Called terminal

Event			State	Wait		
Local event	Protocol event	Service primitive	Timer	Protocol action	Service primitive	Final state
	R-RSUI/ RDGR					x
	R-CSUI/ CDPB (I)					x
	R-RSUI/ RDPBP (K)					x
	R-RSUI/ RDPBN					x
	ANY OTHER COMMAND OR RESP OR WRONG FORMAT					x
EXPIRY OF T1			(-----)			
EXPIRY OF T2			(-----)			
EXPIRY OF T3			(-----)			