



INTERNATIONAL TELECOMMUNICATION UNION

CCITT

THE INTERNATIONAL
TELEGRAPH AND TELEPHONE
CONSULTATIVE COMMITTEE

T.62 *bis*

(11/1988)

SERIES T: TERMINAL EQUIPMENT AND PROTOCOLS
FOR TELEMATIC SERVICES

**CONTROL PROCEDURES FOR TELETEX AND
G4 FACSIMILE SERVICES BASED ON
RECOMMENDATIONS X.215 AND X.225**

Reedition of CCITT Recommendation T.62 *bis* published
in the Blue Book, Fascicle VII.3 (1988)

NOTES

- 1 CCITT Recommendation T.62 *bis* was published in Fascicle VII.3 of the *Blue Book*. This file is an extract from the *Blue Book*. While the presentation and layout of the text might be slightly different from the *Blue Book* version, the contents of the file are identical to the *Blue Book* version and copyright conditions remain unchanged (see below).
- 2 In this Recommendation, the expression “Administration” is used for conciseness to indicate both a telecommunication administration and a recognized operating agency.

Recommendation T.62 bis

**CONTROL PROCEDURES FOR TELETEX AND G4 FACSIMILE SERVICES
BASED ON RECOMMENDATIONS X.215 AND X.225**

CONTENTS

0 *Introduction*

1 *Scope and field of application*

2 *References*

3 *Actions for performing the control procedures for Teletex and Group 4 facsimile*

 3.1 General

 3.2 Session connection establishment phase

 3.3 Session termination phase

 3.4 Document management

 3.5 Miscellaneous

4 *Usage of the session service*

 4.1 General

 4.2 Session connection establishment

 4.3 Session termination phase

 4.4 Data transfer phase

5 *Recommendations for implementing the session layer*

 5.1 Additional parameters

 5.2 Implementation choices

ANNEX A

ANNEX B

ANNEX C

ANNEX D

0 Introduction

0.1 This Recommendation is related to other Recommendations.

In particular it is related to certain Recommendations as defined by the Reference Model for Open Systems Interconnection (X.200).

This Recommendation is based on the description of the session service (X.215) and the session protocol (X.225) as shown in Figure 1/T.62 bis.

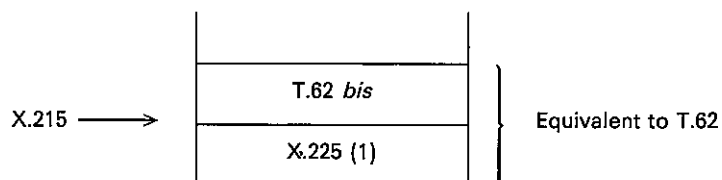


FIGURE 1/T.62 bis

Note 1 – Only the services and protocol elements relevant to Recommendation T.62 procedures are used (see Table 1/T.62 *bis* in § 4.1).

Note 2 – The session protocol described in Recommendation X.225 is based on the services provided by the transport layer as described in Recommendations X.214 and X.224.

For compatibility with Teletex and Group 4 facsimile additional rules (in accordance with Recommendation T.70, § 5, including Annexes A and B) must be applied when using the transport service and protocol (Recommendations X.214 and X.224, class 0).

0.2 The control procedure for Teletex and Group 4 facsimile are currently described in Recommendation T.62.

Recommendation T.62 may be superseded by this Recommendation and the appropriate session layer service and protocol described in the Recommendations X.215 and X.225.

When using either Recommendation T.62 *bis* (based on the X-Series Recommendations) or Recommendation T.62 (based on Recommendation T.70) it is intended that the externally visible protocols are equal.

It is the intention that Recommendations X.215 and X.225 together with this Recommendation do have the same level of detail and accuracy as Recommendation T.62 already has. However, for the time being Recommendation T.62 will be kept and in cases of discrepancy and/or incompatibility, Recommendation T.62 will take precedence over Recommendations X.215 and X.225 together with the application rules described in this Recommendation.

This Recommendation covers all of Recommendation T.62 including the Annexes.

1 Scope and field of application

This Recommendation defines:

- 1) A set of rules for using the OSI Session Service.
- 2) The additional requirements for the implementation to conform to the control procedures for Teletex and Group 4 facsimile services.

The set of rules consists of:

- The actions to be taken by the session user for performing the control procedures.
- The description of the use of the session service primitives and their parameters.
- The encoding of parameters not covered by the session layer (for these parameters see also § 5.2). These parameters are described as additional parameters for each primitive and each SPDU where appropriate. The length and value of these parameters are provided by the SS-user and no checking is made by the session layer itself.

2 References

Recommendations F.161, F.200, X.215, X.225, T.563, T.503, T.521, T.6, T.35, T.60, T.61, T.62, T.400-Series, T.390 and X.200.

3 Actions for performing the control procedures for Teletex and Group 4 facsimile

This section describes the Teletex application protocol in terms of actions involving the session service primitives.

3.1 General

The control procedures for Teletex and Group 4 facsimile are designed to allow data to be transferred and managed between terminals in the form of documents. The present Recommendation only provides for the transfer of documents. As a consequence, no transfer of data can take place outside a document.

- A *document* is composed of one or more *pages*.
- Pages are sent sequentially and each page has to be individually *acknowledged*. However, several pages may be sent without waiting for the acknowledgement and the number of pages which can be sent in this manner is called the *window-size*.

- The transfer of a document is executed from the *source* to the *sink* (see §§ 3.2.3 and 3.4). For the purpose of the description, in the remainder of the text, the source is also called the *sender* and the sink is also called the *receiver*.

3.2 *Session connection establishment phase*

3.2.1 The calling SS-user initiates the connection by issuing the S-CONNECT request primitive.

The called SS-user may accept or refuse the connection by issuing the S-CONNECT response primitive.

It is the responsibility of the initiator of the connection to examine the parameters sent by the remote terminal at session initiation and to determine whether the session should continue. If it is not to be continued, the session shall be ended normally.

3.2.2 A session connection is identified by means of:

a) the basic session reference (mandatory parameter) composed of:

- terminal identifier of the called terminal;
- terminal identifier of the calling terminal;
- date and time;

b) an optional additional session reference number, to uniquely identify the session connection.

3.2.3 At session connection establishment, the data, minor synchronize and major/activity tokens shall be available and assigned to the initiator side. Thus at session initiation the initiator is defined as being the current source of text information and is therefore the source terminal.

3.2.4 When accepting the connection the called SS-user may request the session control by issuing the primitive S-TOKEN-PLEASE request.

In continuing the session, neither terminal is permitted to use any procedure or to send any information that does not comply with the receiving capabilities indicated by the session partner in the service identifier and non-basic session and terminal capabilities parameters of the S-CONNECT primitives at session initiation and/or by the parameters of S-CAPABILITY-DATA primitives.

3.2.5 The following rules shall apply to the private use and presently not defined parameters:

- a) The use of these parameters in other primitives than S-CONNECT and S-CAPABILITY-DATA must be negotiated upon in advance by S-CONNECT or S-CAPABILITY-DATA. Presence of these parameters unexpectedly in other primitives may result in procedural errors.
- b) The absence of a parameter of this kind in a response to S-CONNECT or S-CAPABILITY-DATA must be interpreted as an indication that the terminal is not capable of handling any of these functions.

3.3 *Session termination phase*

The session connection is terminated by means of the S-RELEASE services for normal (or error-free) termination.

The S-U-ABORT/S-P-ABORT services may be used at any time by either terminal to terminate a session, whenever a condition is detected indicating that the session cannot be continued successfully. S-U-ABORT/S-P-ABORT shall only be used when there is no other suitable way of ending the session.

In the two-way alternate or one way communication mode, only the sender of the S-CONNECT request may send the S-RELEASE request when he is the current source.

Note – The transport connection may be reused as a local implementation choice and this may depend on an application decision which may be passed across the session service interface.

3.4 *Document management*

The document concept, as defined in Recommendation T.62, is mapped onto the activity concept of the session protocol. Consequently, the document number corresponds to the activity identifier. The transfer of a document is delimited by a start and an end.

A document is sent by the source (sender) to the sink (receiver) and this transfer may only take place when the source owns all the available tokens.

When the sink wants to send a document it may express this requirement by issuing a S-TOKEN-PLEASE primitive. When the transfer of a document is terminated, the sender may give the control to the receiver by issuing a S-CONTROL-GIVE primitive. But there is no requirement for sending text information prior to issuing a S-CONTROL-GIVE primitive. When the protocol element exchange corresponding to this primitive is executed, all the tokens are assigned to the receiver; consequently it becomes the source (or sender) and the former source becomes the sink (or receiver). A document transfer may then be started from the new source to the new sink.

3.4.1 *Start of document*

The S-ACTIVITY-START service indicates the start of a document. It also indicates the start of the first page.

3.4.2 *Page boundaries*

3.4.2.1 The S-SYNC-MINOR service indicates the boundary between pages. It also indicates a checkpoint for error recovery purposes and invites the sink to accept responsibility for the previously received page. In the basic services a checkpoint must be inserted at each page boundary using S-MINOR-SYNC request. Each checkpoint must be explicitly acknowledged in the right sequence, by using S-SYNC-MINOR response. Consequently the checkpoint reference number corresponds to the minor synchronization point serial number.

The S-SYNC-MINOR response shall be used to indicate that the receiver accepts responsibility for that page. If the receiver does not accept the responsibility for the page he shall use the S-U-EXCEPTION-REPORT service. In this case the transmission must be interrupted by the sender using the S-ACTIVITY-INTERRUPT or DISCARD services.

The receiver may reject reception for a detected error, but he is not obliged to check the document for errors. Once a page has been positively acknowledged, any error recovery for the subsequent detection of an error is beyond the scope of these control procedures.

3.4.2.2 When a source terminal receives an S-SYNC-MINOR confirmation with the receiving ability jeopardized (RAJ) parameter set to 1 (see § 4.4.6) during a document transmission, it may continue to transmit one or more pages until the window is closed. In this context the following rules apply:

- a) if the source subsequently receives an S-SYNC-MINOR confirmation with the RAJ parameter set to 0 (see § 4.4.6), it will be able to continue transmission;
- b) if the source subsequently receives an S-U-EXCEPTION-REPORT with a parameter value “SS-user receiving ability jeopardized” (indicating “memory overflow”), the document transmission should be terminated abnormally. The source shall issue either a S-ACTIVITY-DISCARD request or a S-ACTIVITY-INTERRUPT request.

3.4.2.3 When a sink terminal sends an S-SYNC-MINOR response with the receiving ability jeopardized parameter set to 1, and subsequent memory overflow results in sending S-U-EXCEPTION-REPORT, the value of the reason code will be “SS-user receiving ability jeopardized” (indicating “unable to continue the session”).

3.4.3 *End of document*

3.4.3.1 The S-ACTIVITY-END service shall be used to indicate the end of a document. It also indicates the end of the final page and as such represents the final checkpoint. The S-ACTIVITY-END response gives a positive acknowledgement to the last checkpoint. In the basic services this is the last page reference number.

When confirming this service, the receiver shall indicate that:

- a) he has not detected an error;
- b) he accepts responsibility for the received document;
- c) he is ready to receive a new S-ACTIVITY-START or S-ACTIVITY-RESUME request.

To refuse the checkpoint indicated in S-ACTIVITY-END indication, the SS-user shall use the S-U-EXCEPTION-REPORT service.

3.4.3.2 Only if the sink terminal has sent an S-ACTIVITY-END response and received a valid S-ACTIVITY-START, S-ACTIVITY-RESUME, S-ACTIVITY-DATA, S-DISCONNECT or S-CONTROL-GIVE indication, it is certain that the source terminal will not use error recovery procedures regarding the preceding document. In all other cases it can happen that after sending an S-ACTIVITY-END response a repetition of pages takes place and the duplications may be deleted by the sink terminal.

3.4.4 *Interruption of a document*

Documents may be interrupted or discarded by using the S-ACTIVITY-INTERRUPT or S-ACTIVITY-DISCARD services.

3.4.4.1 The S-ACTIVITY-INTERRUPT service shall be used to indicate the abnormal ending of a document but the part of the document received so far should not be discarded. When the receiver of a document sends a S-ACTIVITY-INTERRUPT response, this means that he has already accepted the responsibility for the received document (up to the last checkpoint for which a positive acknowledgement has been sent). It does not indicate that he will be able to perform the linking of the following parts of the interrupted document.

3.4.4.2 The S-ACTIVITY-DISCARD service shall be used to indicate the abnormal ending of a document and that the receiver of the document is not held responsible for the part of the document received so far. Therefore, as a local function outside these control procedures, the receiver can delete the part of the text received.

Note 1 – The S-ACTIVITY-DISCARD service is an invitation to discard the whole of the document and not merely the part of the document transmitted since the last S-ACTIVITY-RESUME.

Note 2 – The receiving terminal may discard the document from its memory (but has no obligation to do so) and/or indicate to the operator that this part of the document has no value. If the text is not deleted, the operator shall be informed.

Note 3 – The use of the S-ACTIVITY-DISCARD service for Group 4 facsimile is for further study.

3.4.4.3 There are two ways that the sender is permitted to recover from an interrupted transmission:

- a) a cancellation is achieved by the subsequent use of the S-ACTIVITY-RESUME and S-ACTIVITY-DISCARD services and the transmission will be resumed by the S-ACTIVITY-START service;
- b) the sender may resume by use of the S-ACTIVITY-RESUME service, starting at that point in the document corresponding to the last checkpoint for which an acknowledgement was received.

3.4.4.4 If, during document transmission, an abnormal condition occurs, with the exception of the one described in § 3.4.4.5, the following rules apply:

- a) In the case that a document transmission was initiated by S-ACTIVITY-START request and no minor synchronization point has been positively acknowledged, either the S-ACTIVITY-DISCARD or INTERRUPT service should be used. If the S-ACTIVITY-INTERRUPT service is used it should be interpreted as an S-ACTIVITY-DISCARD. In this case, however, it is necessary to reply with an S-ACTIVITY-INTERRUPT response to the S-ACTIVITY-INTERRUPT indication as required by the session service definition. It is only a matter of different semantic interpretation of the service by the session service user.
- b) In all other cases S-ACTIVITY-INTERRUPT or DISCARD service should be used.

3.4.4.5 The following rules apply if the session is aborted during document transmission:

- a) If document transmission was initiated by S-ACTIVITY-START request and no minor synchronization point has been positively acknowledged during that transmission, both sending and receiving entities shall treat the failure as if the S-ACTIVITY-DISCARD service had been correctly initiated and completed.
- b) In other cases, both sending and receiving entities shall treat the failure as if the S-ACTIVITY-INTERRUPT service had been correctly initiated and completed.

3.4.5 *Resumption of a document*

The S-ACTIVITY-RESUME service indicates the continuation of a document that has previously been partially transmitted.

The linking of the parts of an interrupted document is a local operation at the receiver and is therefore not within the responsibility of the control procedures. Thus these procedures cannot guarantee that this linking of parts of a document will be effected.

Note 1 – The checkpoint reference number appearing in the primitive S-ACTIVITY-RESUME is the last checkpoint reference number for which a positive acknowledgement has been received. It should be noted that positive acknowledgement may have been sent by the sink terminal but not received by the source terminal.

Note 2 – If several continuations are required to complete transmission of a document, they are all linked to the partial transmission in which the activity start service was used. The sequence of checkpoint reference numbers is then used to identify the correct sequencing of parts to be linked, this sequence and all such continuations must be transmitted in this order.

Note 3 – It is the responsibility of the receiver to discard any text information that has been duplicated in the process of continuation of an interrupted transmission.

3.4.6 *Exchange of terminal capabilities*

Outside document transfer (outside activities) the *S-CAPABILITY-DATA* service may be used to exchange information to enable a check of the terminal capabilities (both standardized and private use) and to investigate the storage capability of the remote terminal.

The primitive shall include a parameter with a list of receiving capabilities that may be needed at the receiver by the sender of this primitive.

Storage that has been reserved by the *S-CAPABILITY-DATA* service can be released after session termination or when a new *S-CAPABILITY-DATA* indication with storage requirement indication is received.

3.4.7 *Exception conditions*

3.4.7.1 Detection of a protocol error may cause the SS-provider to issue a *S-P-EXCEPTION-REPORT* indication. On receipt of a *S-P-EXCEPTION-REPORT* indication, the SS-user shall use the *S-ACTIVITY-INTERRUPT* or *S-ACTIVITY-DISCARD* service (subject to the tokens restrictions); it may also use the *S-U-ABORT* service.

3.4.7.2 The receiver of a document may issue an *S-U-EXCEPTION-REPORT* request at any time after having received an *S-ACTIVITY-START* or *S-ACTIVITY-RESUME* indication. It may issue an *S-U-EXCEPTION-REPORT* request after having received an *S-SYNC-MINOR* indication, or an *S-ACTIVITY-END* indication instead of giving the confirmation.

When receiving an *S-U-EXCEPTION-REPORT* indication, the SS-user shall use either the *S-ACTIVITY-INTERRUPT* or *S-ACTIVITY-DISCARD* service; it may also use the *S-U-ABORT* service.

3.5 *Miscellaneous*

3.5.1 *Acknowledgement window*

3.5.1.1 The window mechanism has been introduced in order to allow continuous transmission of pages. It may also be used by the receiving terminal to resolve local time problems without affecting the continuous transmission.

Note – For efficiency reasons, the receiving terminal will transmit the response to acknowledge outstanding checkpoing(s) as soon as possible.

The design of the terminal should be such that continuous reception is possible in normal operation of the terminal (e.g. with an average Teletex page content of 1600 octets). The use of the window mechanism should take into account the quality of service requirements in Recommendations F.200 and F.161.

In the basic Teletex service, the sender is prohibited from exceeding an acknowledgement window size of three. The maximum window size may be negotiated during session establishment.

3.5.1.2 The following rules should apply to the use of window size:

- a) The indication of the window size parameter is not mandatory for the Teletex service, but is mandatory for the Group 4 facsimile service (in the *S-CONNECT* request and response). It may have a value in the range of 1 to 255. The absence of this parameter in *S-CONNECT* request or response must be interpreted as the default value of three for the Teletex service.
- b) All Teletex terminals should support a window size of 3. Group 4 facsimile terminals of Classes 2 and 3 should be able to support a window size of 3 when interworking with Teletex. Enhanced Teletex terminals (e.g. with mixed-mode capability) and all Group 4 facsimile terminals may require other window sizes.
- c) The source terminal is free to use any window size that does not exceed the window size indicated by the sink terminal (in *S-CONNECT* request or response).
- d) If the sender of *S-CONNECT* request or response is a basic Teletex terminal which does not indicate any parameter for the window size, the receiver should be aware that the sender may ignore any window size indicated and use the window size of 3.

3.5.2 *Negotiation of optional capabilities*

Two methods are provided. The first is used at session initiation to exchange a limited list of capabilities (*S-CONNECT* service). The second method may be used when required, after session initiation, to indicate the sender's requirements for extended capabilities (*S-CAPABILITY-DATA*, *S-ACTIVITY-START*, *S-ACTIVITY-RESUME* services).

3.5.3 *Negotiation of storage requirements*

Storage availability can be indicated in the following ways:

- a) When a Teletex session is established, it is implicitly assumed that there is adequate receive memory for the call. Exceptionally a receiver memory overflow will occur. The continued sending of the document from the source will be stopped by the sink. The sink shall indicate the reason for stopping the transmission.
- b) When a Group 4 facsimile session is established, it can only be assumed that the called terminal has adequate recording paper to print at least one page of information (for basic Class 1 apparatus). Negotiation of storage requirements is mandatory for Group 4 Classes 2 and 3 facsimile apparatus. Having negotiated this requirement, exceptionally, a receive memory overflow may occur. The continued sending of the document from the source will be stopped by the sink. The sink shall indicate the reason for stopping the transmission.
- c) The provision is also made in the procedure for a mandatory indication that the ability of the receiving terminal to continue to accept traffic is jeopardized.
- d) The S-CAPABILITY-DATA service also provides the possibility to investigate the storage availability at the receiving terminal prior to the transmission of a document.

3.5.4 *Timer handling*

The timer handling is based on the occurrence of certain events. These events may be protocol elements or service primitives and it is assumed that there is no time delay between the occurrence of a session service primitive and the related protocol element and vice versa.

Two types of timer are defined:

- inactivity timer;
- demand-response timer.

3.5.5 *Inactivity timer*

3.5.5.1 During the lifetime of a session correction each partner is responsible for detection of any period of inactivity in excess of inactivity timer value determined by negotiation (indicating, for example, a failure or another inability to continue productive use of the session).

3.5.5.2 The inactivity timer is used by the sink terminal to detect any period during which no protocol element is exchanged. Such period must be detected whenever the transport connection exists.

This timer is started or restarted on reception or sending of each event by the sink terminal when further action is expected from the source terminal.

This timer is stopped on reception of an event by the sink terminal when no further action is expected from the source terminal.

When the timer expires, the S-ABORT service shall be used.

Further information can also be found in Figure B-1/T.62 *bis*.

3.5.5.3 The following rules apply to the negotiation of the value of the inactivity timer:

- a) An inactivity timer value different from 60 seconds will apply only if this parameter is indicated by both terminals, i.e. negotiation, at session establishment (via S-CONNECT) or document boundaries (via S-CAPABILITY-DATA).
- b) If both terminals indicate an inactivity timer value, the following rules apply for the duration of the session or until a subsequent negotiation has taken place:
 - i) the smaller of the two values applies when both values are greater than or equal to 60 seconds;
 - ii) the larger of the two values applies when both values are less than 60 seconds.
 - iii) a timer value of 60 seconds applies if one value is above and one is below 60 seconds.

3.5.6 *Demand response timer*

3.5.6.1 This timer is responsible for detection of any period of time during which the sink terminal has failed to send a response/acknowledgement. The value of that timer is 60 seconds. Negotiation of the demand response timer value is for further study.

3.5.6.2 In general, this timer has to be started for each event which is issued by the source terminal towards the sink terminal and for which a response/acknowledgement is expected.

It is stopped when a response is received. When the timer expires, the S-ABORT service shall be used.

3.5.6.3 In the following special cases, specific actions are required:

- on the occurrence of an abort primitive/SPDU (sent or received), the demand response timer is stopped if it has been started;
- reception of an exception-report indication (or associated SPDU) shall be considered as the response to the primitive (SPDU) sent previously. Consequently the associated action is to stop the timer.

Further information can also be found in Figures B-1/T.62 *bis* and B-2/T.62 *bis*.

3.5.7 *Document reference number*

Document reference numbers (DRNs) shall be assigned as decimal digits, preferably, but not necessarily, starting from 001. DRNs shall then sequentially be incremented by one for each successive document. DRNs shall be assigned to all documents in a session, irrespective of the document type identifier or whether S-ACTIVITY-START or S-ACTIVITY-RESUME is used as the initiating primitive. The number does not necessarily have to comprise 3 digits and leading zeros do not necessarily have to be transmitted. In all cases the leading zeros must be ignored.

Note – In order to uniquely identify the documents exchanged, it is recommended that the same DRNs should not appear within a session. However, it is noted that some existing terminals may cause duplication of DRNs when documents are exchanged in both directions.

4 Usage of the session service (Recommendation X.215)

4.1 *General*

The rules given hereinafter indicate how the session service must be used by the higher layer entity.

It is assumed that where a parameter is non mandatory in the protocol, it is also non mandatory in the corresponding primitive. When a default value applies in the protocol, the same default value applies at the service interface.

The services which are used are indicated in Table 1/T.62 *bis* with the corresponding functional units.

The data, synchronization minor and major/activity tokens must be available. The release token is not available.

The term “additional parameter” as used in this Recommendation applies to parameters which are not included in the session service described by Recommendation X.215 but which are nevertheless essential to describe interaction between the session service user and the session layer itself, when it is to be used in a form compatible with control procedures for Teletex and Group 4 facsimile (consequently they have to be taken into account when implementing the session layer for such use). These parameters contain information carried by the session protocol elements independently of the “user data” parameter contained in the session protocol elements which are described in § 3 of this document.

4.2 *Session connection establishment*

The following service primitive is used:

S-CONNECT.

4.2.1 *The parameters of the S-CONNECT are used as follows*

4.2.1.1 *Session connection identifier*

- a) The calling SS-user reference shall only contain the calling terminal identifier. This mandatory parameter (request and indication primitives) identifies the calling terminal. This is a sequence of graphic characters as defined in Recommendation F.200.
- b) The called SS-user reference shall only contain the called terminal identifier. This mandatory parameter (response and confirm primitives) provides the terminal identification of the sender of the S-CONNECT response primitive. This is a sequence of graphic characters as defined in Recommendation F.200.

- c) The common reference shall only contain the date and time. This parameter is both mandatory and identical on all primitives. It gives the date and time and it is a sequence of graphic characters as defined in Recommendation F.200. It is used in conjunction with the terminal identifications of both terminals in a session as a reference to that session.
- d) The additional reference information shall only contain the additional session reference number. If it is used by the initiator and by the responder, it shall have the same value in the response as in the request. If it is not used by the initiator it shall not be included in the request. If it is not used by the responder it shall not be included in the response. This number shall be used in addition to the basic session reference (calling and called terminal identifiers, date and time) when this basic session reference is not sufficient to uniquely identify the session and such unique identification is required. In this case it shall also be used together with the basic session reference, when referring to this session in an S-ACTIVITY-RESUME primitive. The reference number is a fixed length of two decimal digits as coded in Recommendation T.61.

TABLE 1/T.62 bis

Functional units	Service primitives
Kernel	S-CONNECT S-RELEASE S-U-ABORT S-P-ABORT S-DATA
Half duplex	S-TOKEN-PLEASE
Minor synchronisation	S-SYNC-MINOR.
Activity management	S-ACTIVITY-START S-ACTIVITY-RESUME S-ACTIVITY-INTERRUPT S-ACTIVITY-DISCARD S-ACTIVITY-END S-CONTROL-GIVE
Capability data exchange	S-CAPABILITY-DATA
Exceptions	S-P-EXCEPTION-REPORT S-U-EXCEPTION-REPORT

4.2.1.2 *Calling and called SSAP addresses*

The session layer addressing is not used in Teletex and Group 4 facsimile services (these parameters are not used).

4.2.1.3 *Quality of service*

This parameter must be set so as not to use expedited data (transport expedited is not available in Teletex) and in such a way that extended concatenation is not selected.

4.2.1.4 *Session requirements*

This parameter may be omitted and in this case the default value applies. The following functional units shall be selected:

- minor synchronization,
- activity management,
- capability data exchange,

- half-duplex,
- exceptions.

4.2.1.5 *Initial synchronization point serial number*

This parameter is not used in Teletex and Group 4 facsimile services.

4.2.1.6 *Initial assignment of tokens*

This parameter may be omitted and in that case, the default value applies. All available tokens are assigned to the calling entity.

4.2.1.7 *Result* (only in response and confirmation)

This parameter is used to accept or refuse the session connection. In case of refusal, this parameter may also convey up to 69 characters. Only characters convertible one-to-one to the telex alphabet (ITA2) shall be allowed and Teletex code shall be used.

4.2.1.8 *User data*

This non-mandatory parameter is used to convey data of the presentation and/or application protocol(s). All information necessary to negotiate the document interchange protocol parameters defined in the T.400-Series of Recommendations is contained in this parameter field.

4.2.2 *Additional parameters*

The following parameters may also be included:

4.2.2.1 *Non-basic session capabilities*

If used, this non-mandatory parameter indicates which non-basic session capabilities are available as receiving capabilities of the sender of this primitive.

TABLE 2/T.62 *bis*

Parameter		Function	Encoding
Miscellaneous session capabilities	nm	– Session suspension – Interactive operation	4.2.3.1
Window size	nm	– Negotiation of window size	4.2.3.2

4.2.2.2 *Service identifier*

This mandatory parameter indicates whether the sender of this primitive intends to use the Telematic services.

Note 1 – For the basic Teletex services, the service identifiers in the S-CONNECT request and response must be identical.

Note 2 – In case of interconnections between the terminals of different services, the service identifiers in the S-CONNECT request and response may not be identical.

4.2.2.3 *Inactivity timer*

This non-mandatory parameter is used to negotiate the value of the inactivity timer.

4.2.2.4 *Non-basic terminal capabilities*

These parameters indicate which of the non-basic capabilities listed in the table below for the Teletex service, are available as receiving capabilities of the sender of this request. These parameters are mandatory if the equipment is capable of any of the specific functions listed in the table below. Absence of the parameter indicates that the specific function is not available.

TABLE 3/T.62 bis

Parameter		Function	Encoding
Control character sets	nm	Reverse line feed	4.2.3.5
Page formats	nm	ISO A4 vertical and horizontal orientation	4.2.3.7
Miscellaneous terminal capabilities	nm	Character spacing of 2.12 mm (12 characters per 25.4 mm) Character spacing of 1.69 mm (15 characters per 24.4 mm) Line feed parameter value of one spacing of 3.175 mm Line feed parameter value of one spacing of 0.5, 1.0, 1.5 and two spacings of 5 mm	4.2.3.8

Note – The definitions of these presentation capabilities may be found in Recommendation T.60. Future extensions and private-use capabilities are to be accommodated with the capability data exchange service.

4.2.2.5 *Private use parameters*

These parameters are not mandatory. Their definition and use are not standardized (see § 3.2).

4.2.2.6 *Non-standardized capabilities*

This non-mandatory parameter is used to ascertain compatibility regarding the use of non-standardized terminal capabilities.

4.2.3 *Encoding of the S-CONNECT additional parameters value*

4.2.3.1 *Miscellaneous session capabilities*

This PV field shall indicate possible modes of operation. The encoding of the first octet shall be:

- a) bit 1: reserved
- b) bit 2: reserved (for session suspension)
- c) bit 3 set to 1 indicates the terminal capability for interactive operation (data transfer outside activity boundaries).

All other bits are reserved for future standardization.

4.2.3.2 *Window size*

A binary number of fixed length of one octet, with a minimum value of one and a maximum value of 255 in decimal (i.e., a binary value of 11111111). The default value is three in decimal (i.e., a binary value of 00000011).

4.2.3.3 *Service identifier*

The coding for the service identifier is as follows:

Bits	87654321	Service
	00000001	Telematic

All other encodings are for further study.

4.2.3.4 *Inactivity timer*

- a) Bits 8 and 7 indicate the unit of inactivity timer value and bits 6 to 1 indicate the binary value in the range of 1 to 63.

Bits 87 Unit of timer
 00 Second(s);
 01 Minute(s);
 10 Hour(s);
 11 Reserved for extension.

b) All bits of the first octet set to zero indicates the inactivity timer value is of infinity, i.e. the timer is disabled.

4.2.3.5 Control character sets (refer to Recommendations T.60 and T.61)

A variable length field indicating the receiving capability for non-basic standardized control character sets. Each such control character set shall be indicated by the sequence of characters used to designate that set, as defined in Recommendation T.61. Where more than one such character set are to be indicated, the ESC character fulfills the purpose of a separator between the character set indicators.

4.2.3.6 Non-standardized capabilities

The first octet represents the registered CCITT country code as specified in Recommendation T.35 to be used to identify non-standard capabilities. Additional octets may be specified by each country Administration.

4.2.3.7 Teletex page formats (refer to Recommendations T.60 and T.61)

The value of the first octet of the parameter value will indicate the capability of a page format, as defined in Table 4/T.62 bis. If the terminal is capable of more than one format, these will be indicated in the first and subsequent octets, one octet per value (see Note 1 of Table 4/T.62 bis). No separator between the values will be given. The length indicator of the parameter will indicate if more than one value is given. All parameter values shall be inserted in increasing order of their binary values.

TABLE 4/T.62 bis

Bits	8	7	6	5	4	3	2	1		Format
	0	0	0	0	0	0	0	1	(option)	ISO A4, horizontal and vertical
	0	0	0	0	0	0	1	0	(option)	North American, horizontal and vertical
	1	0	0	0	0	1	0	0	(option)	ISO A4 extended (ISO standard 3535), vertical
	0	1	0	0	0	1	0	0	(option)	ISO A4 extended (ISO standard 3535), horizontal
	1	0	0	0	1	0	0	0	(option)	North American Legal, vertical
	0	1	0	0	1	0	0	0	(option)	North American Legal, horizontal
	0	0	0	0	0	0	1	1	(option)	ISO A4, horizontal and vertical (for use by Japanese Kanji and Chinese ideogram terminals)
	0	0	0	1	0	0	0	0	(option)	ISO B5, horizontal and vertical (for use by Japanese Kanji and Chinese ideogram terminals)
	0	0	1	0	0	0	0	0	(option)	ISO B4, horizontal and vertical (for use by Japanese Kanji and Chinese ideogram terminals)

Note 1 – The whole octet has to be considered when decoded, as the meaning is coded as a value, not as a single bit position within the octet. All other values are reserved, i.e. it is not allowed to «combine» the indication of several formats into the same octet by setting more than one bit to «one».

Note 2 – The following rule is used for the coding of bits 7 and 8:

Bits 8 7 Meaning
 0 0 Vertical and horizontal
 0 1 Horizontal only
 1 0 Vertical only.

4.2.3.8 *Miscellaneous terminal capabilities*

A variable length field indicating the receiving capabilities for non-basic standardized values of character spacing, line spacing and graphic renditions. Each parameter value of such a function shall be indicated by the control sequence (CSI, PI LI F) as defined in Recommendation T.61. This applies to the function select horizontal spacing (SHS) for a character pitch, select vertical spacing (SVS) for a line pitch and select graphic rendition (SGR) for a graphic rendition. This also applies to the functions graphic size modification (GSM) and select presentation direction (SPD) for Japanese Kanji and Chinese ideogram capabilities and to character orientation function (COF) for Chinese ideogram capabilities. When more than one such character sequence is to be indicated, a single space shall be inserted between them. Only one parameter value is allowed within a CSI sequence.

4.3 *Session termination phase*

The following service primitives are used:

S-RELEASE

S-U-ABORT

S-P-ABORT

4.3.1 *The parameters of the S-RELEASE are used as follows*

Result : this parameter will indicate “affirmative” (only in confirmation and response).

SS-user-data : this parameter is not used in Teletex and Group 4 facsimile services.

4.3.2 *S-U-ABORT*

Using this primitive will be interpreted as “local terminal error”.

SS-user-data : this parameter is not used in Teletex and Group 4 facsimile services.

4.3.3 *S-P-ABORT*

Receipt of this primitive is defined in Recommendations X.215 and X.225.

4.4 *Data transfer phase*

The following service primitives are used:

S-ACTIVITY-START

S-ACTIVITY-RESUME

S-ACTIVITY-INTERPRET

S-ACTIVITY-DISCARD

S-ACTIVITY-END

S-SYNC-MINOR

S-U-EXCEPTION-REPORT

S-P-EXCEPTION-REPORT

S-CONTROL-GIVE

S-TOKEN-PLEASE

S-CAPABILITY-DATA

S-DATA

4.4.1 *S-ACTIVITY-START*

4.4.1.1 *The parameters of S-ACTIVITY-START are used as follows*

- *Activity identifier*: This mandatory parameter shall contain the document reference number (see § 3.5.6).
- *SS-user-data*: This non-mandatory parameter is used to convey data of the presentation and/or application protocol(s). All information necessary to negotiate the document interchange protocol parameters, defined in the T.400-Series of Recommendations, is contained in this parameter field.

4.4.1.2 Additional parameters

The following parameters may also be included:

- a) Document type identifier: Not a mandatory field. If a normal document is used, this parameter shall not be indicated. If other types of document are used, the inclusion of this field is obligatory.

(Description of types of document are in Annex A.)

- b) Service interworking identifier: Not a mandatory field. This parameter may be used to indicate that the document is suitable for interworking; however use of this parameter is mandatory in the case of service interworking.

Note – When communicating with a conversion facility, an identifier may be required for:

- i) Teletex/telex interworking – the identifier will indicate that the document(s) has been prepared in accordance with the rules given in Recommendations F.200, T.90 and T.91;
- ii) Teletex/Videotex interworking – for further study;
- iii) Teletex/facsimile interworking – for further study.
- c) *Indication of required terminal capability* (standardized or private use): Not a mandatory field, however, this parameter must be used if standardized optional terminal capabilities are required for the document.
- d) *Private use parameters*: Non mandatory. Definition of such parameters is not standardized (see § 3.2).

4.4.1.3 Encoding of the S-ACTIVITY-START additional parameters value

- a) *Document type identifier*

Absence of this parameter shall indicate a normal document. This parameter, if used, is a binary encoded field of fixed length of one octet identifying the document type as follows:

Bits	87654321	Type of document
	00000001	Operator document
	00000010	Control document
	00000011	Monitor document

All other encodings are reserved for future standardization.

- b) *Service interworking identifier*

Bit 1 of the first octet set to 1 shall indicate that the associated document is suitable for forwarding via the telex service.

All other bit values are reserved for future standardization.

- c) *Indication of required terminal capability* (non-basic Teletex terminal capabilities)

- Graphic character sets (refer to Recommendations T.60 and T.61)

A variable length field indicating the receiving capabilities for non-basic standardized graphic character sets. Each such graphic character sets or DRCS (dynamically redefinable character set) for Japanese Kanji and Chinese ideogram characters shall be indicated by the sequence of characters used to designate that set, as defined in Recommendation T.61. Where more than one such character set are to be indicated, the ESC character fulfills the purpose of a separator between the character set indicators.

The following descriptions apply to the use of a DRCS set for Japanese Kanji and Chinese ideogram characters:

- i) if the DRCS set is indicated as a parameter value associated with a S-ACTIVITY-START or S-ACTIVITY-RESUME, this should be followed by combinations of a character code (CC) to be registered to the DRCS set and its character dot pattern (DP);
- ii) the field length of a character code is defined by the DRCS set and that of a character dot pattern is indicated as parameter values of a character box height and a character box width parameters.

Note – The value of this parameter in either S-ACTIVITY-START or S-ACTIVITY-RESUME will be as follows:

DRCS CC1 DP1 CC2 DP2 . . . CCi DPi

- Control character sets (see § 4.2.3.5)
- Teletex page format (see § 4.2.3.7)
- Miscellaneous Teletex terminal capabilities (see § 4.2.3.8)
- Character box height

A variable length field indicating the receiving capabilities for the number of dots of the character box height. The number of dots shall be indicated by the numeric parameter as defined in Recommendation T.61.

Further study is required for indicating more than one value.

- Character box width

A variable length field indicating the receiving capabilities for the number of dots of the character box height. The number of dots shall be indicated by the numeric parameter as defined in Recommendation T.61.

Further study is required for indicating more than one value.

4.4.2 *S-ACTIVITY-RESUME*

4.4.2.1 *The parameters of S-ACTIVITY-RESUME are used as follows*

- *Old session connection identifier* (mandatory only if linking is attempted on a new session connection): this non-mandatory parameter shall contain the old session connection identifier, identifying the session in which the first part of the document was sent.
 - a) calling SS-user-reference (mandatory) see § 4.2.1;
 - b) called SS-user-reference (mandatory) see § 4.2.1;
 - c) common reference (mandatory) see § 4.2.1;
 - d) additional reference information (non-mandatory) see § 4.2.1.
- *Old activity identifier* : this mandatory parameter shall contain the activity identifier (document reference number) of the corresponding S-ACTIVITY-START.
- *Synchronization point serial number* : this mandatory parameter shall contain the synchronization point serial number (checkpoint reference number) from which the transmission is being continued.
- *Activity identifier* : the new activity identifier shall contain the document reference number as defined in § 3.5.7.
- *SS-user-data* : this non-mandatory parameter is used to convey data of the presentation and/or application protocol(s). All information necessary to negotiate the document interchange protocol parameters, defined in the T.400-Series of Recommendations, is contained in this parameter field.

4.4.2.2 *Additional parameters*

The following parameters may also be included:

- a) *Document type identifier* [see § 4.4.1.2 a)].
- b) *Service interworking identifier* [see § 4.4.1.2 b)].
- c) Optionally, any other parameter field that appears in the S-ACTIVITY-START at the start of the document may be repeated in the S-ACTIVITY-RESUME. Indication of required terminal capability is mandatory if standardized optional terminal capabilities are required for the document. A terminal receiving a S-ACTIVITY-RESUME that does not contain all of the terminal capabilities should not reject the continuation of the document.

4.4.2.3 *Encoding of the S-ACTIVITY-RESUME additional parameters*

- a) *Document type identifier* [see § 4.4.1.3 a)].
- b) *Service interworking identifier* [see § 4.4.1.3 b)].
- c) *Indication of required terminal capability* (see § 4.4.1.3 c)].

4.4.3 *S-ACTIVITY-INTERRUPT*

The parameters of S-ACTIVITY-INTERRUPT are used as follows:

Reason : if used, this non-mandatory parameter shall contain only one of the following reasons:

- a) unable to continue the session (e.g. due to memory full, out of recording paper);
- b) sequence error;
- c) local terminal error;
- d) unrecoverable procedural error;
- e) no specific reason stated (used for reasons other than those listed).

4.4.4 *S-ACTIVITY-DISCARD*

The parameters of S-ACTIVITY-DISCARD are used as follows:

Reason : if used, this non-mandatory parameter shall contain only one of the following reasons:

- a) unable to continue the session (e.g. due to memory full, out of recording paper);
- b) sequence error;
- c) local terminal error;
- d) unrecoverable procedural error;
- e) no specific reason stated (used for reasons other than those listed).

4.4.5 *S-ACTIVITY-END*

The parameters of S-ACTIVITY-END used as follows:

- Synchronization point serial number: this mandatory parameter represents the synchronization point serial number (final checkpoint reference number) to which a response shall be made.
- *SS-user-data* : this parameter is not used, in Teletex and Group 4 facsimile services.

4.4.6 *S-SYNC-MINOR*

The parameters of S-SYNC-MINOR are used as follows:

- *Type*: this mandatory parameter (only in request and indication) will indicate “explicit”.
- *Synchronization point serial number*: this mandatory parameter is the checkpoint reference number, which, in the basic services, is the page reference number.
- *SS-user-data*: this parameter is not used in the request/indication. In the response/confirmation it represents the parameter “receiving ability jeopardized”. This mandatory parameter (in response and confirmation) indicates whether or not the ability of the receiving terminal to continue to accept the traffic is jeopardized.

The SS-user shall ensure that the first octet is encoded as follows:

Bits	87654321	Meaning
	00000000	Further traffic can be accepted
	00000001	Ability to receive further traffic is jeopardized.

All other binary values are reserved for future standardization.

4.4.7 *S-U-EXCEPTION-REPORT*

The parameters of S-U-EXCEPTION-REPORT are used as follows:

- *Reason*: the value of this mandatory parameter should be one of the following:
 - a) unable to continue the session (e.g. due to memory full, out of recording paper). This value corresponds to the value “SS-user receiving ability jeopardized”;
 - b) sequence error;
 - c) local terminal error;
 - d) unrecoverable procedural error;

- e) no specific reason stated (used for reasons other than those listed).
- *SS-user-data*: this parameter is not used in Teletex and Group 4 facsimile services.

4.4.8 *S-P-EXCEPTION-REPORT*

4.4.8.1 *The parameters of S-P-EXCEPTION-REPORT are used as follows*

Reason: this mandatory parameter will indicate “protocol error”.

4.4.8.2 *Additional parameters*

Reflect parameter value: this mandatory parameter shall contain the bit pattern of the SPDU in error, up to and including the detected error.

4.4.9 *S-CONTROL-GIVE*

Use of these primitives are defined in Recommendations X.215 and X.225.

4.4.10 *S-TOKEN-PLEASE*

The parameters of S-TOKEN-PLEASE are used as follows:

- *Token*: this mandatory parameter shall contain the session control function parameter and will indicate “data token”.
- *SS-user-data*: this parameter is not used in Teletex and Group 4 facsimile services.

4.4.11 *S-CAPABILITY-DATA*

4.4.11.1 *The parameters of S-CAPABILITY-DATA are used as follows*

SS-user-data: This non-mandatory parameter is used to convey data of the presentation and/or application protocol(s). All information necessary to negotiate the document interchange protocol parameters, defined in the T.400-Series of Recommendations, is contained in this parameter field.

4.4.11.2 *Additional parameters*

The following parameters may also be included:

- a) *Inactivity timer*: this non-mandatory parameter is used to negotiate the value of the inactivity timer.
- b) *Storage capacity negotiation*: this non-mandatory parameter is used to negotiate the available memory of the remote terminal.
- c) *Private use parameters*: these parameters are not mandatory. Their definition and use are not standardized.
- d) *Non-standardized capabilities*: this non-mandatory parameter is used to ascertain compatibility regarding the use of non-standardized terminal capabilities.

And either

- e) *Acceptance of S-CAPABILITY-DATA parameter*: this non-mandatory parameter is used to confirm that all the requested non-basic Teletex terminal capabilities are available at the receiver (only in response and confirmation).
- f) *Non-basic Teletex terminal capabilities* [see § 4.4.1.3 c)]: this non-mandatory parameter indicates one of the following:
 - the complete list of all the capabilities requested in the CDCL;
 - a list of the requested capabilities that are available at the receiver. Absence of parameters associated with non-basic capabilities indicates that the requested capabilities are not available at the receiver;
 - a complete list of non-basic receiving capabilities irrespective of the requested ones.

4.4.11.3 *Encoding of S-CAPABILITY-DATA additional parameters*

- a) *Inactivity timer* (see § 4.2.3.4);
- b) *Non-basic Teletex terminal capabilities* [see § 4.4.1.3 c)];
- c) *Acceptance of S-CAPABILITY-DATA parameter*.

Bit 1 of the first octet set to 1 indicates acceptance of all non-basic terminal capabilities requested by a S-CAPABILITY-DATA request (except those indicated in the SS-user-data). All other bit values are reserved for future standardization.

d) *Storage capacity negotiation*

A fixed sequence of two octets to indicate the required amount of storage:

- 1) Bit 1 of the first octet set to 1 indicates that a terminal has received the requested amount of storage.
- 2) Bit 2 of the first octet set to 1 indicates that the binary field in the following octet contains a number indicating storage capacity required/reserved in kilo-octets.
- 3) Bit 5 of the first octet set to 1 indicates that the binary field in the following octet contains a number which, when multiplied by 16, indicates storage capacity required/reserved in kilo-octets.
- 4) Bit 6 of the first octet set to 1 indicates that the binary field in the following octet contains a number which, when multiplied by 256, indicates storage capacity required/reserved in kilo-octets.
- 5) Bit 3 of the first octet set to 1 indicates that a terminal cannot estimate its memory capacity.
- 6) Bit 4 of the first octet set to 1 indicates that a terminal cannot now reserve the requested amount of memory.
- 7) In the first octet, only one of bit 2, 5 and 6 may be set to one. For negotiation of storage capacity less than or equal to 255 kilo-octets, bit 2 shall be used.

Note – Use of bit 5 for negotiation of a storage capacity greater than 65 kilo-octets but less or equal to 255 kilo-octets is not to be interpreted as a procedural error by the receiver.

- 8) Bits 7 and 8 of the first octet are reserved for future standardization.

Octet 2 indicates the memory size available and/or reserved (the meaning is defined in the first octet). It shall be set to 11111111 if bit 3 and/or 4 in the first octet is set to 1.

In cases 1), 5) and 6), the second octet may be ignored by the recipient of the S-CAPABILITY-DATA confirmation.

e) *Non-standardized capabilities*

The first octet represents the registered CCITT country code as specified in Recommendation T.35 to be used to identify non-standard capabilities. Additional octets may be specified by each country's Administration.

4.4.12 *D-DATA*

Uses of these primitives are defined in Recommendations X.215 and X.225.

5 Recommendations for implementing the session layer

To support the control procedures the following specifications apply in addition to Recommendation X.225.

5.1 *Additional parameters*

To conform with the control procedures for Teletex and Group 4 facsimile, the implementation must be able to generate and decode the additional parameters in the SPDUs.

Note – The session layer is only concerned with the coding of these parameters and their incorporation in the SPDUs, it is not concerned with the parameter values. This means that the specification of maximum length and parameter value encoding is part of the application layer specification.

5.1.1 *Connect SPDU*

TABLE 5/T.62 bis

PIG	n/nm	Code (dec.)	Code (hex.)	PI	o/nm	Code (dec.)	Code (hex.)
Non-basic session capabilities	nm	2	2	Miscellaneous session capabilities	nm	13	D
				Window size	nm	14	E
				Service identifier	m	8	8
				Inactivity timer	nm	18	12
Non-basic teletex terminal capabilities	nm	65	41	Control character sets	nm	73	49
				Teletex page formats	nm	74	4A
				Miscellaneous ttx terminal capabilities	nm	75	4B
Private use	nm	224 to 231	E0 to E7	Private use	nm	232 to 255	E8 to FF
				Non standardized capabilities	nm	232	E8

5.1.2 Accept SPDU

TABLE 6/T.62 bis

PGI	n/nm	Code (dec.)	Code (hex.)	PI	m/nm	Code (dec.)	Code (hex.)
Non-basic session capabilities	nm	2	2	Miscellaneous session capabilities	nm	13	D
				Window size	nm	14	E
				Service identifier	m	8	8
				Inactivity timer	nm	18	12
Non-basic teletex terminal capabilities	nm	65	41	Control character sets	nm	73	49
				Teletex page formats	nm	74	4A
				Miscellaneous ttx terminal capabilities	nm	75	4B
Private use	nm	224 to 231	E0 to E7	Private use	nm	232 to 255	E8 to FF
				Non standardized capabilities	nm	232	E8

TABLE 7/T.62 bis

PIG	m/nm	Code (dec.)	Code (hex.)	PI	m/nm	Code (dec.)	Code (hex.)
Non-basic session capabilities	nm	2	2	Miscellaneous session capabilities	nm	13	D
				Window size	nm	14	E
				Service identifier	m	8	8
Non-basic teletex terminal capabilities	nm	65	41	Control character sets	nm	73	49
				Teletex page formats	nm	74	4A
				Miscellaneous ttx terminal capabilities	nm	75	4B
Private use	nm	224 to 231	E0 to E7	Private use	nm	232 to 255	E8 to FF
User data	nm	193	C1				

5.1.4 ACTIVITY-START SPDU/ACTIVITY-RESUME SPDU

TABLE 8/T.62 bis

PGI	m/nm	Code (dec.)	Code (hex.)	PI	m/nm	Code (dec.)	Code (hex.)
				Service interworking identifier	nm	40	28
				Document type identifier	nm	48	30
Non basic teletex terminal capabilities	nm	65	41	Graphic character set	nm	72	48
				Control character set	nm	73	49
				Teletex page formats	nm	74	4A
				Miscellaneous teletex terminal capabilities	nm	72	4B
				Character box height	nm	77	4D
				Character box width	nm	78	4E
Private use	nm	224 to 231	E0 to E7	Private use	nm	232 to 255	E8 to FF

TABLE 9/T.62 bis

PGI	m/nm	Code (dec.)	Code (hex.)	PI	m/nm	Code (dec.)	Code (hex.)
				Inactivity timer	nm	18	12
				Storage capacity negotiation	nm	45	2D
Non basic teletex terminal capabilities	nm	65	41	Graphic character set	nm	72	48
				Control character set	nm	73	49
				Teletex page formats	nm	74	4A
				Miscellaneous teletex terminal capabilities	nm	75	4B
				Character box height	nm	77	4D
				Character box width	nm	78	4E
Private use	nm	224 to 231	E0 to E7	Private use	nm	232 to 255	E8 to FF
				Non standardized capabilities	nm	232	E8

TABLE 10/T.62 bis

PGI	n/nm	Code (dec.)	Code (hex.)	PI	m/nm	Code (dec.)	Code (hex.)
				Inactivity timer	nm	18	12
				Acceptance of CAPABILITY-DATA parameters	nm	44	2C
				Storage capability negotiation	nm	45	2D
Non basic teletex terminal capabilities	nm	65	41	Graphic character set	no	72	48
				Control character set	nm	73	49
				Teletex page formats	nm	74	4A
				Miscellaneous teletex terminal capabilities	nm	75	4B
				Character box height	nm	77	4D
				Character box width	nm	78	4E
Private use	nm	224 to 231	E0 to E7	Private use	nm	232 to 255	E8 to FF
				Non standardized capabilities	nm	232	E8

5.2 Implementation choices

The choices for implementing the OSI session layer are indicated below in order to allow interworking with Teletex and Group 4 facsimile equipment.

5.2.1 The S-TOKEN-PLEASE service must be implemented so that, in Teletex and Group 4 facsimile services mode of operations:

- the PT SPDU is in principle concatenated with a category 2 SPDU. The way this service is implemented for modes of operations different from Teletex and Group 4 facsimile services is a local matter;
- when the session is intentionally left inactive for a period of time, the PT SPDU can be sent without being concatenated. For the Teletex and Group 4 facsimile service this requires a preceding negotiation of the inactivity timer to a different value from the default value.

Note – The SPDU GIVE TOKENs (GT) may never be transmitted alone nor may include a “token item” parameter because the use of the S-GIVE-TOKEN service is not permitted in basic Teletex and Group 4 facsimile.

5.2.2 When sending one of the following SPDUs the whole parameter must be absent (i.e. PI, LI, PV fields) when the PV field has to be absent (i.e. when LI = 0): token item parameter in PT and GT SPDUs, user data in FN, DN, AB, ED, AE, AEA, AS and AR SPDUs, enclosure item in DT SPDU and sync type item in MIP SPDU.

5.2.3 The sum of the numbers of digits contained in the checkpoint reference number (synchronization point serial number) and the document reference number (activity identifier) shall not exceed six, to permit printing in the available

space in the call identification line as defined in Recommendation F.200. There is no constraint on the maximum number of digits in either number, as long as this limitation is not exceeded.

5.2.4 The reception of a length indicator with a value lower than 255 in a 3 octets field must not lead to a protocol error.

5.2.5 When receiving an AB SPDU the AA SPDU must be sent back even if the transport connection is not to be kept (X.225 allows the user to choose between disconnecting the transport or sending the SPDU AA when AB is received).

The telematic services do not use the “reflect parameter values” parameter in the AB SPDU.

5.2.6 When receiving the CN, AC, CD or CDA SPDUs the non-standardized parameter codes or the parameters which are not part of these SPDU encoding, must be ignored.

5.2.7 The TIM timer value must be 4 seconds.

5.2.8 The PGI “connect/accept” (code 5) and the PI “session requirements” (code 20) must not be transmitted in the CN or AC SPDU, if their values are the same as their default values. The parameters version number (code 22) and transport disconnect (code 17) must not be transmitted in the RF SPDU. The RF SPDU may also contain an additional user data parameter.

5.2.9 The absence of non mandatory PI or PGI indicates that no such functions are available. Therefore PIs or PGIs with LI set to zero should be avoided.

5.2.10 When a PV contains graphic characters that may be printed or displayed, they shall be in the intended printing/display sequence and shall be coded as defined in Recommendation T.61.

5.2.11 Segmentation is not used.

5.2.12 *Definition of valid/invalid session protocol data units*

In addition to the rules expressed in X.225, the following applies.

5.2.12.1 *Invalid PDUs (definitions and rules)*

If the PDUs do not meet the following conditions, such PDUs are invalid:

- a) the sum of LIs of PGIs and freestanding PIs is equal to the overall LI;
- b) the sum of the LIs of PIs embedded within recognized PGIs is equal to the PGIs LI;
- c) for all mandatory parameters, the PGIs or PIs are present and the LIs are not equal to zero.

Note 1 – In the case of AB, AA and RF PDUs, the same checking rules may be applied. However, it is recognized that no externally visible procedure is provided to react to the detection of such invalid PDUs.

Note 2 – Invalid ED or ER can either be rejected or processed normally to start error recovery.

Note 3 – When receiving an invalid CN it is recommended that the connection be refused by sending a RF with the appropriate parameters and not to release the transport connection.

Note 4 – An equipment is not required to make any checking at all on parameters it does not support. In such cases it may also omit the checking of the overall LI. In particular, it should be noted that no recognized parameters, e.g. new parameters, may appear either between supported parameters or after the complete set of supported parameters.

5.2.12.2 *Valid PDUs (rules for mandatory acceptance of PDUs)*

An SPDU shall not be rejected if it does not meet the rejection conditions described in § C.2. They must not be rejected for any of the following conditions:

- a) the presence of a non-mandatory PI or PGI having an LI = 0;
- b) the presence of any 3-octet LI, the coding of which follows the rules described in this Recommendation and in Recommendation X.225;
- c) the presence of any correctly formed PV for which future values can be assigned;
- d) the presence of one or more undefined PIs or PGIs in CN or CD and their corresponding responses;
- e) the presence of a T.61 coded hyphen (“-”) instead of a colon (“:”) as the parameter between the hours and minutes of the date and time PV in CN;
- f) the length of the synchronization point serial number in MIA greater or less than the length of the synchronization point serial number in the corresponding MIP (with more or less preceding zeros);

g) more PV in AC or RF than in CN.

Note – The scope of these rules is restricted to the determination of protocol element validity (formal validity) and they do not impact on rejection or protocol elements due to the functions they invoke.

ANNEX A

(to Recommendation T.62 bis)

Definitions

Note – Some of the terms used in this Recommendation have been defined in ways that may differ from the meanings of similar terms in other Recommendations.

A.1 *General*

A.1.1 **Teletex terminal**

A device that is capable of transmitting and receiving Teletex documents in accordance with the basic requirements of Recommendation T.60.

A.1.2 **calling terminal**

The terminal that initiates the procedures to establish a connection.

A.1.3 **called terminal**

A terminal with whom a calling terminal wants to establish a connection.

A.1.4 **Group 4 facsimile apparatus**

A device that is capable of transmitting and receiving facsimile documents in accordance with the basic requirements of Recommendation T.563.

A.1.5 **service interworking**

The facility of sending and receiving information between a Teletex terminal and a terminal of another service, e.g. telex.

A.2 *Session layer mode of communication*

For the session layer, three different modes of communication are identified:

A.2.1 **one-way communication (OWC)**

User information is transferred in one direction only during the session, i.e. only one of the terminals will have the right to be the source.

A.2.2 **two-way alternate (TWA)**

User information is transferred in both directions, but only in one direction at a time, i.e. the source/sink relation will be changed one or more times during the session. This is also called the half-duplex mode.

A.2.3 **two-way simultaneous (TWS)**

User information is transferred in both directions simultaneously, i.e. both terminals are simultaneously a source as well as a sink. This is also called the duplex mode.

A.3 *Terms specific to document*

A.3.1 **document**

A document is a sequence of one or more pages intended by the originator to be delivered to the address(es) as a single entity in the original page sequence.

A.3.2 **page**

The basic element of office correspondence in the telematic service. One A4 (or A4L, North American standard or North American legal) page or the information that may be presented on it.

A.3.3 **checkpoint**

A checkpoint is a numbered mark inserted by the sender in the text stream to provide a reference point for error recovery.

A.3.4 **acknowledgement window**

The maximum number of checkpoints that a sender can transmit without receiving an acknowledgement from the receiver.

ANNEX B

(to Recommendation T.62 *bis*)

B.1 Each state diagram is in only one state at any time.

B.2 Each state is represented as an ellipse, which contains a number for reference and a descriptive name.

B.3 Permissible transitions from one state to another are shown as connecting lines with an arrow indicating the permitted direction of the state transition and labelled with the event or events that cause that transition.

B.4 Where a transition may originate from any of several states, it may be indicated by a broad arrow terminating on the destination state and labelled with the permissible states of originating and with the event or events that cause that entry into the destination state.

B.5 An event is either the sending (S-) or reception (R-) of a request or a response or an indicated local operation.

B.6 Each state diagram has a state named "idle" and numbered zero. This is the initial or reset state when that state diagram is inactive.

B.7 Upon sending any request that causes entry into a state named "demand response", the sending of any additional requests is not permitted until a response is received. A demand response timer is started, and if a response is not received prior to expiration of that time-out, session terminating is mandatory.

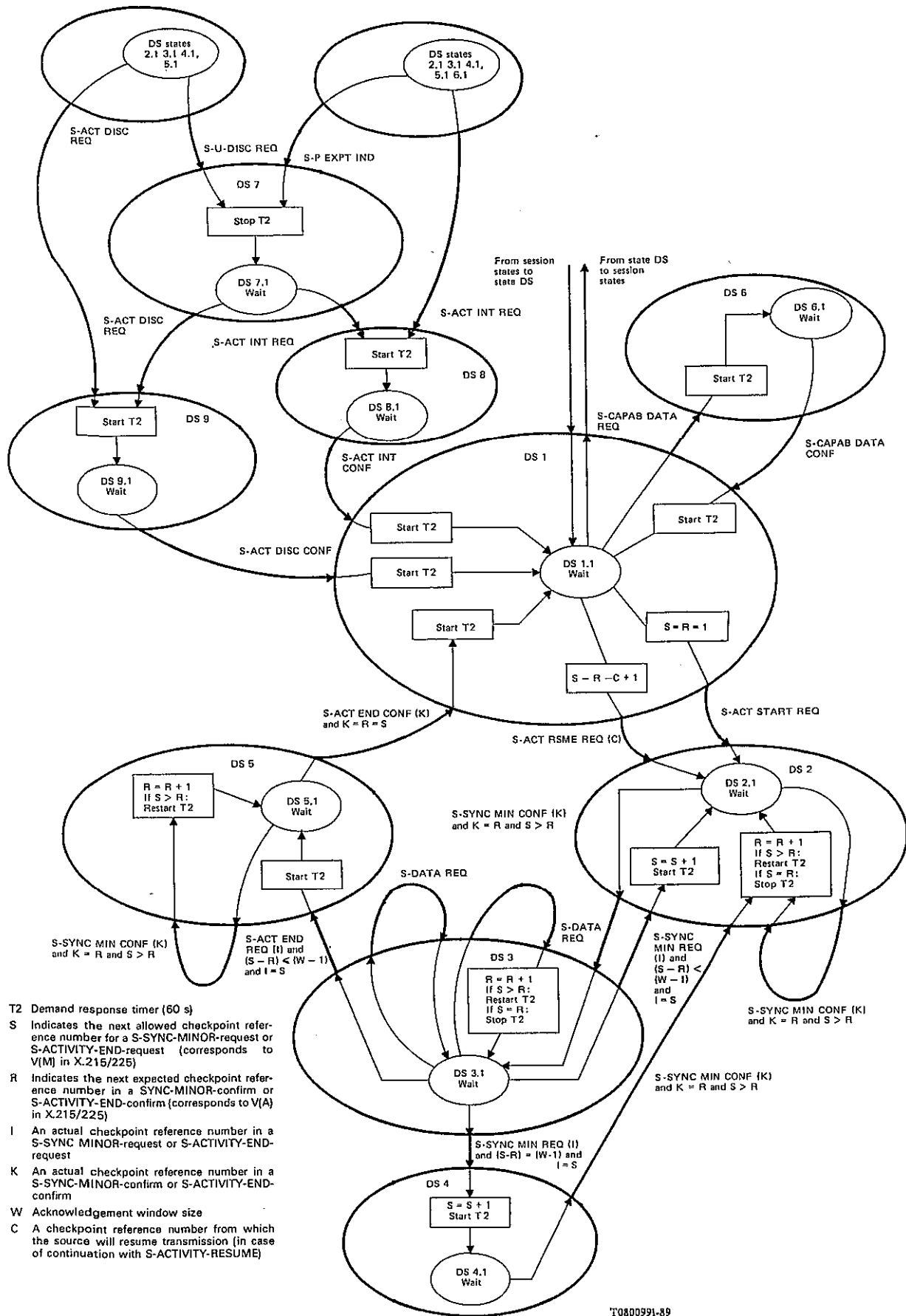
B.8 The effect of each event that causes a state transition must be completed prior to consideration of a subsequent event.

B.9 During a session, each session partner has a responsibility for monitoring for proper operation as follows:

- a) maintenance of the currently agreed source/sink relationship,
- b) proper use of request/response procedural sequences as described in the state diagrams and the rules of their operation,
- c) monitoring of a period of inactivity (e.g. indicating a failure or other inability to continue productive use of the session).

Upon detection of a failure to maintain proper operation as described above, use of the error recovery procedures defined for each state diagram is mandatory, or where such error recovery procedures are not specifically defined, session termination (abnormal end) is mandatory. This is necessary in order to avoid unproductive use of telematic facilities, incurring unnecessary charges where the service is not being used effectively, and causing degradation of the service.

B.10 The purpose of the state diagrams is to assist in defining proper use of the elements of procedure, and not to define any particular implementation.



T0800991-89

FIGURE B-1/T.62 bis

Detailed state transition diagram for the sending side

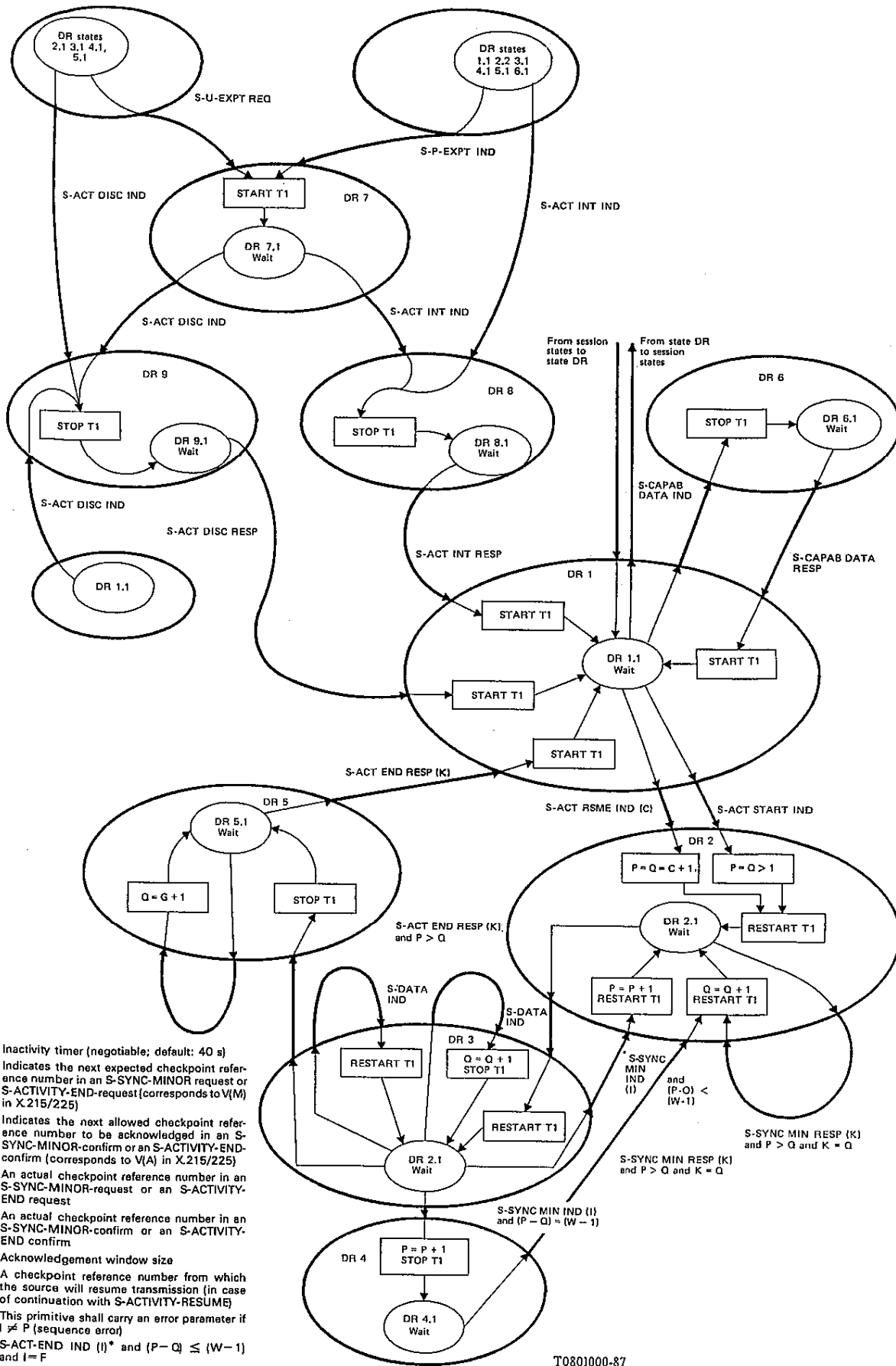


FIGURE B-2/T.62 bis

Detailed state transition for the receiving table

ANNEX C
(to Recommendation T.62 bis)

C.1 *General*

C.1.1 An indication of the type of document that is transferred shall be given at the start of the document; if not, the normal type of document is used.

C.1.2 A document type indication will indicate to the operating system of the receiving terminal that a special action is required (the action is defined for each type of document).

C.1.3 No additional procedure elements or changes in state transition diagrams are required.

C.2 *Normal document*

C.2.1 This is the normal type of document to be used to transfer text in the telematic services. Upon reception the document may be immediately printed (in the case of Group 4 facsimile Class 1) or be immediately stored (all other terminals).

C.2.2 From the procedures point of view, every Teletex terminal must be able to handle this type of document.

Note – Where appropriate the rules for the usage of optional functions have to be followed.

C.3 *Operator document (optional)*

The operator document represents a type of priority message. It can be used in the conventional mode of operation.

It is intended to be presented immediately to the operator (although the decision to present it is left to the receiving operator). It may therefore be immediately indicated to the operator that a new operator document has been received. The operator document shall conform to the same presentation control functions and be treated in the procedure as a normal document. The length of an operator document is arbitrary but, preferably (due to the application), it shall not exceed one page. Note that a terminal that does not have a special dialogue mode can handle an operator document as a normal document.

C.4 *Control document*

C.4.1 The control document can be used in communication with intermediate store-and-forward equipment; e.g. interworking with the telex service, in standardized options and national applications.

C.4.2 The addressing information (and other control information required) can be included as text within such a document. The control document shall, except for the document type indication, follow the same rules (in the procedures) as a normal document. The use of the control document is outside the scope of this Recommendation.

C.4.3 Teletex terminals shall be able to support the control documents defined in Recommendation T.90 for interworking with the telex service.

C.5 *Monitor document (optional)*

C.5.1 The monitor document will not be made available to the user. It is intended to be available for purposes that can be defined by each Administration, e.g. for maintenance purposes.

C.5.2 The monitor document will be handled by the operating system of the terminal and not displayed to the operator. The monitor document shall, except for the document type indication, conform to the same rules (in the procedure) as a normal document.

ANNEX D
(to Recommendation T.62 bis)

Protocols for interactive applications

These protocols are under study.

ITU-T RECOMMENDATIONS SERIES

Series A	Organization of the work of the ITU-T
Series B	Means of expression: definitions, symbols, classification
Series C	General telecommunication statistics
Series D	General tariff principles
Series E	Overall network operation, telephone service, service operation and human factors
Series F	Non-telephone telecommunication services
Series G	Transmission systems and media, digital systems and networks
Series H	Audiovisual and multimedia systems
Series I	Integrated services digital network
Series J	Transmission of television, sound programme and other multimedia signals
Series K	Protection against interference
Series L	Construction, installation and protection of cables and other elements of outside plant
Series M	TMN and network maintenance: international transmission systems, telephone circuits, telegraphy, facsimile and leased circuits
Series N	Maintenance: international sound programme and television transmission circuits
Series O	Specifications of measuring equipment
Series P	Telephone transmission quality, telephone installations, local line networks
Series Q	Switching and signalling
Series R	Telegraph transmission
Series S	Telegraph services terminal equipment
Series T	Terminals for telematic services
Series U	Telegraph switching
Series V	Data communication over the telephone network
Series X	Data networks and open system communications
Series Y	Global information infrastructure and Internet protocol aspects
Series Z	Languages and general software aspects for telecommunication systems